

8

7

6

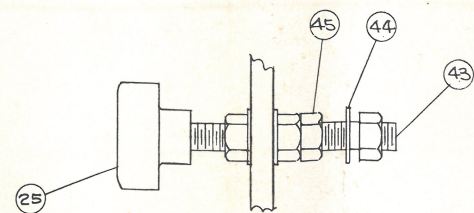
5

4

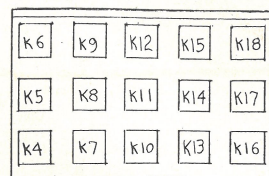
3

2

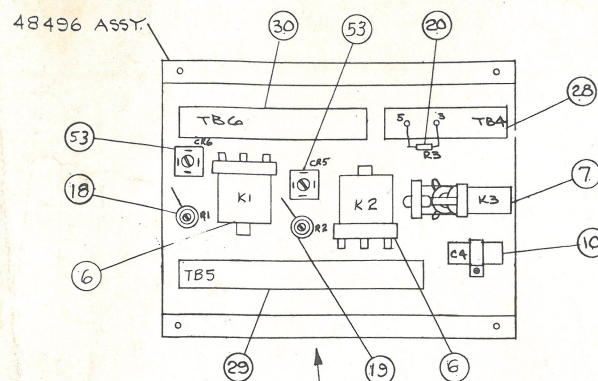
1



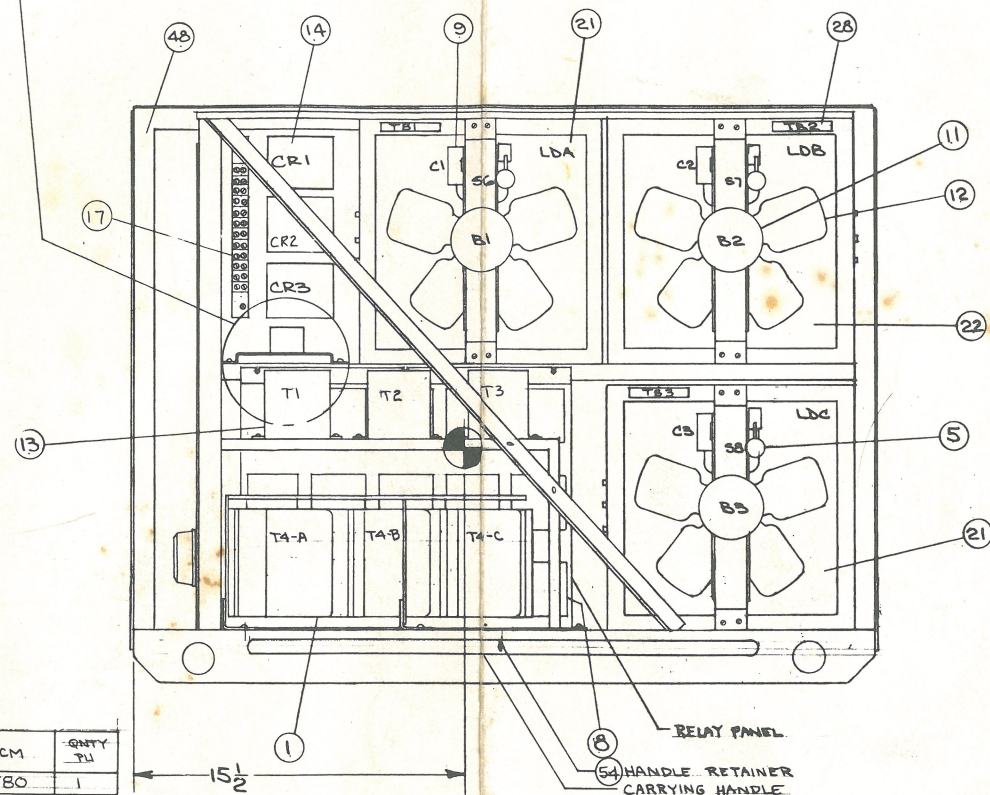
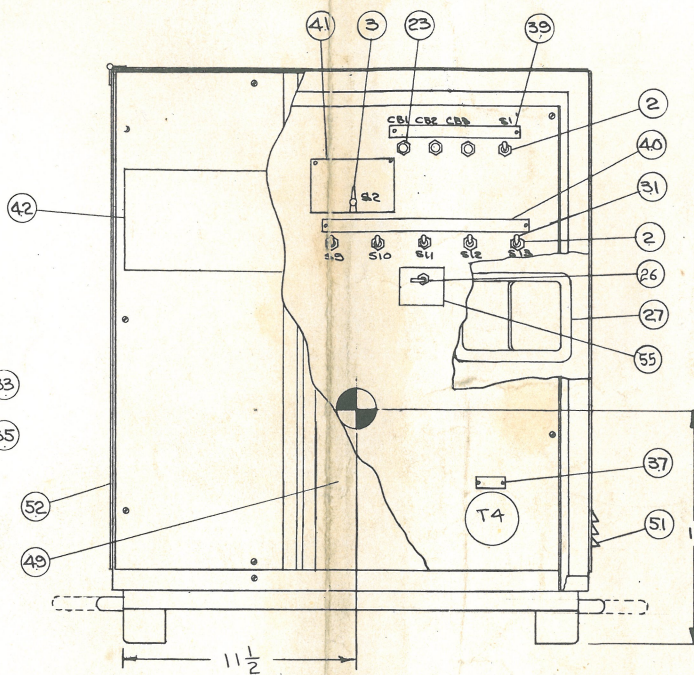
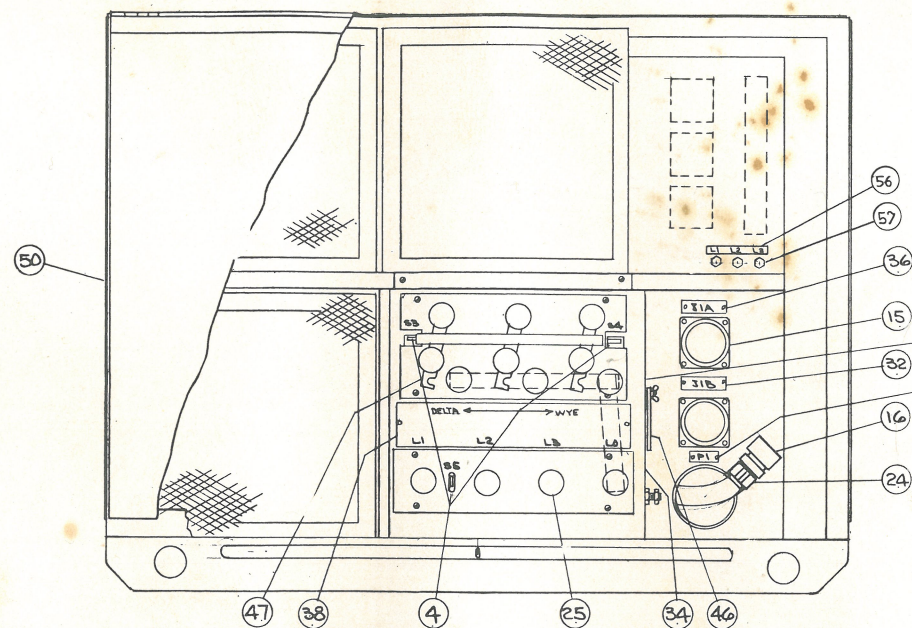
STUD INPUT



RELAY PANEL



REVISIONS			
ZONE	LTR	DESCRIPTION	DATE APPROVED
A		REVISED 48496 ASSY.	4-24-79 RUM
		REVISED ITEM NO'S 4, 13, 19	
		ADDED ITEM NO'S 17, 53	
B		REVISED HANDLES. ADDED ITEMS 26, 54, 55, 56, 57	8-24-79 RUM



ITEM	REF. DESIGN	P/N	DESCRIPTION	FSCM	QNTY PU
1	T4	1520-3	TRANSFORMER, VAR.	83008	1
2	S, SS-13	MS25068-24	SWITCH, TOGGLE	81349	6
3	S2	PA2007	SWITCH, ROTARY	71530	1
4	SS-35	V3L-1183-DB	SWITCH	91929	3
5	S6-8	82538	SWITCH	22680	3
6	K1-2	20322-83	RELAY	28478	2
7	K3	20057-81	RELAY	28478	1
8	K4-18	20333-82	RELAY	28478	15
9	C1-3	48P10	CAPACITOR	56289	3
10	C4	TVA1315	CAPACITOR	56289	1
11	B1-3	A00000-578	MOTOR, DC.	10104	3
12		0-305-31	BLADE, FAN	95933	3
13	T1-3	283898T00	TRANSFORMER, CONTROL	28455	3
14	CR1-3	MDA980-5	RECTIFIER	04713	3
15	JA-T18	MS302A-36-108	CONNECTOR	81349	2
16	PI	MS306A-36-108	CONNECTOR	81349	1
17	TB-8	601-C-12-F	TERMINAL BLOCK	75382	1
18	R1	VP-25-KA-28	RESISTOR	12697	1
19	R2	VP-25-KA-15K	RESISTOR	12697	1
20	R3		RESISTOR, CC 100 OHM, 1/4 W, 5%		1
21	LDA-LDB	48502	LOAD BANK	22680	2
22	LDB	48503	LOAD BANK	22680	1
23	CR1-3	374-203-101	CIRCUIT BREAKER	79405	3
24	AW3057-24		CLAMP, CABLE	81349	1
25	31793	232	KNOB	80813	13
26	54	MS25068-23	SWITCH	81349	1
27		4897XSS	PADDLE LOCK	19220	2

ITEM	REF. DESIGN	P/N	DESCRIPTION	FSCM	QNTY PU
28	TB-4	620A-C-6-F	TERMINAL BLOCK	75382	4
29	TB5	620A-C-14-F	TERMINAL BLOCK	75382	1
30	TB6	620A-C-10-F	TERMINAL BLOCK	75382	1
31		30-5632-4	NAMEPLATE ON-OFF	27193	6
32		720043	NAMEPLATE, T1B	22680	1
33		720044	NAMEPLATE, 10 LINK	22680	1
34		720045	NAMEPLATE, GND	22680	1
35		720046	NAMEPLATE, P1	22680	1
36		720047	NAMEPLATE, T1A	22680	1
37		720048	NAMEPLATE, 0-3KW	22680	1
38		720049	NAMEPLATE, SYSTEM	22680	1
39		720050	NAMEPLATE, CB	22680	1
40		720051	NAMEPLATE, LOAD KW	22680	1
41		720052	NAMEPLATE, SYS SEL	22680	1
42		720053	NAMEPLATE, UNIT	22680	1
43		82381	STUD, BRASS	22680	13
44		20601	WASHER, BRASS	22680	39
45		30061	NUT, BRASS	22680	52
46		89712	LINK, 1-PH	22680	1
47		89713	LINK, SELECTOR	22680	3
48		89703	FRAME, HOUSING	22680	1
49		89699	DOOR, FRONT	22680	1
50		89701	PANEL, REAR	22680	1
51		89702	PANEL, RIGHT SIDE	22680	1
52		89700	DOOR, EXHAUST	22680	1
53	CR5,6	PT60F	RECTIFIER	83701	2
54		99034	HANDLE RETAINER	22680	2

ITEM	REF. DESIGN	P/N	DESCRIPTION	FSCM	QNTY PU
55		720087	NAMEPLATE CONT PWR	22680	1
56		720093	NAMEPLATE EXT PWR	22680	1
57		DF218C	BINDING POST	58474	3

UNLESS OTHERWISE SPECIFIED DIMENSIONS ARE IN INCHES TOLERANCES ON		DRAWN BY: EN DATE: 4/19/79		UMC UMC ELECTRONICS CO/ 460 SACKETT POINT ROAD NORTH HAVEN, CONN. 06473	
FRACTIONS	CHECKED BY: RUM	DATE: 9/10/79	LOAD BANK, MODEL PLB TYPE 33 FIGURE 8-1		
DECIMALS	APPROVED: RUM	DATE: 9/10/79			
ANGLES	APPROVED: RUM	DATE: 9/10/79			
MATERIAL		FINISH		SIZE: D	CODE IDENT: 22680
NEXT ASSY		USED ON		Dwg. No.: 7478	
APPLICATION				SCALE: 1/4	WEIGHT