

**TM 9-2320-212-34P**

**DEPARTMENT OF THE ARMY TECHNICAL MANUAL**

---

**DIRECT SUPPORT AND GENERAL SUPPORT  
MAINTENANCE REPAIR PARTS AND  
SPECIAL TOOLS LIST**

**(INCLUDING DEPOT MAINTENANCE  
REPAIR PARTS AND SPECIAL TOOLS)  
FOR**

**TRUCK, CARGO:  $\frac{3}{4}$  TON, 4x4**

**M37 WO / W (2320-835-8322);**

**M37 W / W (2320-835-8323);**

**M37B1 WO / W (2320-542-4636);**

**M37B1 W / W (2320-542-4632);**

**TRUCK, AMBULANCE:  $\frac{3}{4}$  TON, 4x4**

**M43 WO / W (2310-835-8516);**

**M43 W / W (2310-835-8617);**

**M43B1 WO / W (2310-542-4634);**

**TRUCK, MAINTENANCE:  $\frac{3}{4}$  TON, 4x4**

**M201 WO / W (2320-835-8583);**

**M201 W / W (2320-392-3703);**

**M201B1 W / W (2320-630-6801)**



**HEADQUARTERS, DEPARTMENT OF THE ARMY  
APRIL 1972**

Technical Manual

No. 9-2320-212-34P

HEADQUARTERS  
DEPARTMENT OF THE ARMY  
Washington, D.C., 26 April 1972

**DIRECT SUPPORT AND GENERAL SUPPORT  
MAINTENANCE REPAIR PARTS AND  
SPECIAL TOOLS LIST  
(INCLUDING DEPOT MAINTENANCE REPAIR PARTS  
AND SPECIAL TOOLS)  
FOR**

**TRUCK, CARGO:  $\frac{3}{4}$  TON, 4x4**  
M37 WO / W (2320-835-8322);  
M37 W / W (2320-835-8323);  
M37B1 WO / W (2320-542-4636);  
M37B1 W / W (2320-542-4632);

**TRUCK, AMBULANCE:  $\frac{3}{4}$  TON, 4x4**  
M43 WO / W (2310-835-8516);  
M43 W / W (2310-835-8617);  
M43B1 WO / W (2310-542-4634);

**TRUCK, MAINTENANCE:  $\frac{3}{4}$  TON, 4x4**  
M201 WO / W (2320-835-8583);  
M201-W / W (2320-392-3703);  
M201B1 W / W (2320-630-6801)

**Current as of 22 May 1972**

---

\*This manual supersedes ORD 8-SNL-G741, January 1957; ORD 9-SNL-G741, January 1954; and SM 9-4-5180-J16-15, July 1958, including all changes.

## SECTION I. INTRODUCTION

## SECTION II. REPAIR PARTS LIST

Group 01	ENGINE		
0100	Engine and container assembly	1	8
0100	Engine assembly	2	8
0101	Cylinder block and head	3	9
0102	Crankshaft	4	11
0103	Flywheel	5	13
0104	Pistons and connecting rods	6	13
0105	Valves, camshafts, and timing system	7	15
0106	Engine lubrication system	8	18
0108	Engine manifolds	11	22
Group 02	CLUTCH		
0200	Clutch plate and housing	12	36
0202	Clutch release mechanism	13	37
Group 03	FUEL SYSTEM		
0301	Carburetor	14	41
0302	Fuel pump	15	43
0304	Air cleaner	16	44
0306	Tank, lines and fittings	17	44
0308	Carburetor governor	19	47
0309	Fuel filter	20	49
0312	Accelerator, throttle and choke controls	21	49
Group 04	EXHAUST SYSTEM		
0401	Muffler and tailpipe	22	59
Group 05	COOLING SYSTEM		
0501	Radiator and shroud	23	62
0503	Thermostat, hoses and clamps	24	63
0504	Water pump	25	64
0505	Fan blade, pulley and belt	26	64
Group 06	ELECTRICAL SYSTEM		
0601	Generator	27	65
0602	Voltage regulator	28	71
0603	Starting motor	29	72
0605	Ignition components	31	74
0607	Instrument cluster	34	77
0608	Miscellaneous items	35	78
0609	Lights	36	79
0610	Sending units	44	83
0611	Horn	46	84
0612	Batteries	47	84
0613	Hull/chassis wiring harness		85
Group 07	TRANSMISSION		
0700	Transmission assembly	48	107
0701	Transmission shafts	49	107
0704	Transmission top cover	50	110
Group 08	TRANSFER AND FINAL DRIVE		
0801	Transfer assembly	51	116
Group 09	PROPELLER SHAFTS		
0901	Propeller shafts	56	122



		FIGURE	PAGE
Group 10	FRONT AXLE		
1000	Front axle assembly .....	57	131
1002	Differential assembly .....	58	131
1004	Steering and leaning wheel mechanism .....	59	134
Group 11	REAR AXLE		
1100	Rear axle assembly .....	60	137
1102	Differential assembly .....	58	141
Group 12	BRAKES		
1201	Hand brake .....	61	146
1202	Service brakes .....	62	148
1204	Hydraulic brake system .....	63	149
Group 13	WHEELS		
1311	Wheels .....	64	156
1313	Tires and tubes .....	65	157
Group 14	STEERING		
1401	Mechanical steering .....	66	160
Group 15	FRAME AND TOWING ATTACHMENTS		
1501	Frame assembly .....	68	164
1503	Pintle .....	69	168
1504	Spade wheel carrier .....	70	169
1504	Spare wheel carrier latch .....	71	169
Group 16	SPRINGS AND SHOCK ABSORBERS		
1601	Springs .....	72	175
1604	Shock absorbers .....	74	177
Group 18	BODY, CAB AND HOOD		
1801	Hood .....	75	182
1802	Front fenders and windshield .....	77	186
1805	Floors and subfloors .....		192
1806	Upholstery seats .....	79	192
1808	Stowage racks .....	80	194
1810	Cargo body .....	81	194
1812	Special purpose body (ambulance) .....	82	196
Group 20	WINCH AND POWER-TAKE-OFF		
2001	Winch .....	87	217
2004	Power-take-off .....	89	220
Group 21	BUMPERS AND GUARDS		
2101	Bumpers and guards .....	91	228
Group 22	BODY AND CHASSIS ACCESSORY ITEMS		
2201	Canvas items .....	92	230
2202	Accessory items .....	93	230
2210	Data plates .....	98	236
Group 33	SPECIAL PURPOSE KITS		
3303	Winterization kits (special purpose) .....		244
3305	Deep water fording kits .....		
3307	Special purpose kits .....		250
Group 47	GAGES (NON-ELECTRICAL)		
4701	Instruments (speed and distance) .....	99	251

### SECTION III. SPECIAL TOOLS LIST

Group 26	TOOLS		
2604	Special tools .....	100	252

### SECTION IV. FEDERAL STOCK NUMBER AND REFERENCE NUMBER INDEX



## Section I INTRODUCTION

### 1. Scope

This manual lists repair parts and special tools required for the performance of direct support and general support maintenance of the  $\frac{3}{4}$  ton, 4x4 truck.

### 2. General

This Repair Parts and Special Tools List is divided into the following sections:

a. *Repair Parts-Section II.* A list of repair parts authorized at direct support, general support, and depot levels for performance of maintenance. The list also includes parts which must be removed for replacement of the authorized parts. Parts list are composed of functional groups in ascending numerical sequence, with parts in each group listed in figure and item number sequence.

b. *Special Tools, Test and Support Equipment-Section III.* A list of special tools, test and support equipment authorized for the performance of maintenance at the direct support and general support level.

c. *Federal Stock Number and Reference Number Index-Section IV.* A list in ascending numerical sequence of all Federal Stock numbers appearing in the listings, followed by a list, in alphabetic sequence, of all reference numbers appearing in the listings. Federal stock number and reference numbers are cross referenced to each illustration figure and item number appearance.

### 3. Explanation of Columns

The following provides an explanation of columns in the tabular lists in Sections II and III.

a. *Source, Maintenance, and Recoverability Codes (SMR), Column 1:*

(1) *Source Code.* Indicates the selection status and source for the listed item. Source Codes are:

Code	Explanation
P	Repair parts, special tools, and test equipment supplied from the GSA / DSA, or Army supply system, and authorized for use at indicated maintenance categories.
P2	Repair parts, special tools, and test equipment which are procured and stocked for insurance purposes because the combat or military essentiality of the end item dictates that a minimum quantity be available in the supply system.
P9	Assigned to items which are NSA design controlled: unique repair parts, special tools, test, measuring and diagnostic equipment, which are stocked and supplied by the Army COMSEC Logistic System and which are not subject to the provisions of AR 380-41.

Code	Explanation
P10	Assigned to items which are NSA design controlled: special tools, test, measuring and diagnostic equipment for COMSEC support which are accountable under the provisions of AR 380-41, and which are stocked and supplied by the Army COMSEC Logistic System.
M	Repair parts, special tools and test equipment which are not procured or stocked as such in the supply system but are to be manufactured at indicated maintenance levels.
A	Assemblies which are not procured or stocked as such but are made up of two or more units. Such component units carry individual stock numbers and descriptions, are procured and stocked separately, and can be assembled to form the required assembly at indicated maintenance categories.
X	Parts and assemblies that are not procured or stocked because the failure rate is normally below that of the applicable end item or component. The failure of such part or assembly should result in retirement of the end item from the supply system.
X1	Repair parts which are not procured or stocked. The requirement for such items will be filled by the next higher assembly or component.
X2	Repair parts, special tools and test equipment which are not stocked and have no foreseen mortality. The indicated maintenance category requiring such repair parts will attempt to obtain the parts through cannibalization or salvage; if not obtainable through cannibalization or salvage, the item may be requisitioned, with exception data, from the end item manager for immediate use.
G	Major assemblies that are procured with PEMA funds for initial issue only as exchange assemblies at DSU and GSU level. These assemblies will not be stocked above DS and GS level or returned to depot supply level.

#### NOTE

Cannibalization or salvage may be used as a source of supply for any items source coded above except those coded X1.

(2) *Maintenance Code.* Indicates the lowest category of maintenance authorized to install the repair part and/or use the special tool or test equipment for each application. Capabilities of higher maintenance categories are considered equal or better. Maintenance codes are:

Code	Explanation
C	Crew or Operator Maintenance
O	Organizational Maintenance
F	Direct support Maintenance
H	General support Maintenance
D	Depot Maintenance

(3) *Recoverability Code.* Indicates whether

unserviceable items should be returned for recovery or salvage. Items not coded are nonrecoverable. Recoverability Codes are:

Code	Explanation
R	Applied to repair parts (assemblies and components), special tools and test equipment which are considered economically repairable at direct and general support maintenance levels. When the item is no longer economically repairable, it is normally disposed of at the GS level. When supply considerations dictate, some of these repair parts may be listed for automatic return to supply for depot level repair as set forth in AR 710-50. When so listed, they will be replaced by supply on an exchange basis.
S	Repair parts, special tools and test equipment, and assemblies which are economically repairable at DSU and GSU activities and which normally are furnished by supply on an exchange basis. When items are determined by a GSU to be uneconomically repairable, they will be evacuated to a depot for evaluation and analysis before final disposition.
T	High dollar value recoverable repair parts, special tools and test equipment which are subject to special handling and are issued on an exchange basis. Such items will be evacuated to the depot for overhaul or final disposition. Communications—Electronics and Missile Support Items will be repaired / overhauled only at depots.
U	Repair parts, special tools and test equipment specifically selected for salvage by reclamation units because of precious metal content, critical materials, high dollar value, or reusable casings or castings.

b. *Federal Stock Number, Column 2.* This column indicates the Federal stock number assigned to the item and will be used for requisitioning purposes.

c. *Description, Column 3.* Indicates the Federal item name and a minimum description required to identify the item. The last line indicates the reference number followed by the applicable Federal Supply Code for Manufacturer (FSCM) in parentheses. The FSCM is used as an element in item identification to designate manufacturer or distributor or Government agency, etc., and is identified in SB 708-42. The physical security classification of the item is indicated by the parenthetical entry (insert applicable physical security classification abbreviation, e.g., (C)—Confidential, (S)—Secret, (TS)—Top Secret). Items that are included in kits and sets are listed below the name of the kit or set with quantity of each item in the kit or set indicated in front of the item name.

d. *Unit of Measure (U / M), Column 4.* Indicates the standard or basic quantity by which the listed item is used in performing the actual maintenance function. This measure is expressed by a two-character alphabetical abbreviation, e.g., ea, in, pr,

etc., and is the basis used to indicate quantities and allowances in subsequent columns. When the unit of measure differs from the unit of issue, the lowest unit of issue that will satisfy the required units of measure will be requisitioned.

e. *Quantity Incorporated in Unit, Column 5.* This column indicates the quantity of the item used in the functional group. A "V" appearing in this column in lieu of a quantity indicates that a definite quantity cannot be indicated (e.g. shims, spacers, etc.).

f. *30-Day DS/GS Maintenance Allowances, Columns 6 and 7.*

(1) The Repair Parts List includes asterisk entries in separate columns—one for Direct Support (DS) and one for General Support (GS)—as appropriate to indicate the total range of repair parts authorized for use at that category or required to be removed or disassembled during the performance of authorized maintenance operations. They will be requisitioned initially on an "as required" basis. The repair parts authorized at the DS / GS levels will be those authorized for the repair part stockage and for distribution to supported units will be based on demand and determined in accordance with AR 710-2.

(2) Special Tools or Test, Measurement and Diagnostic Equipment (TMDE) and other support equipment peculiar to an item are listed with quantities in the appropriate density spread / allowance columns.

g. *1-Year Allowances Per 100 Equipments / Contingency Planning Purposes, Column 8.* This column indicates opposite the first appearance of each item the total quantity required for distribution and contingency planning purposes. Subsequent appearances of the same item will have the letters "REF" in this column when shown as a supply item. The range of items indicates total quantities of all authorized items required to provide for adequate support of 100 equipments for one year.

h. *Depot Maintenance Allowance Per 100 Equipments, Column 9.* This column indicates opposite the first appearance of each item the total quantity authorized for depot maintenance of 100 equipments. Subsequent appearances of the same item will have the letters "REF" in this column when shown as a supply item. Items authorized for use but not for initial stockage are identified with an asterisk in the allowance column.

i. *Illustration, Column 10.* This column is divided as follows:

(1) *Figure Number, Column 10a.* Indicates the figure number of the illustration in which the item is shown.

(2) *Item Number, Column 10b.* Indicates the callout number used to reference the item in the illustration.

#### 4. Special Information

a. Usable on codes are included in column 3. Uncoded items are applicable to all models. Identifications of the usable on codes used in this publication are:

Code	Used On	
BA	M43	wo / w
BB	M43	w / w
BC	M43B1	wo / w
CA	M37	wo / w
CB	M37	w / w
CD	M37B1	wo / w
CE	M37B1	w / w
CG	M201	w / w
DA	M56B1	wo / w
GA	M56	w / w
HA	M56C	w / w
JA	M201	wo / w
JB	M201B1	w / w
LA	M56	wo / w
LB	M56B1	w / w
MC	M53B1	wo / w
MD	M53B1	w / w

b. Repair parts mortality has been based on eight hours operation per day.

c. The basis of issue for authorized special tools, test and support equipment is the number of end items of equipment supported and the number of maintenance personnel allocated to perform the required maintenance operations.

d. Detailed assembly instructions for items source coded "A" are found in applicable maintenance manual. Assembly components are listed immediately following the item to be assembled.

e. Parts which require manufacture or assembly at a category higher than that authorized for installation will indicate in the source column the higher category (e.g., MF, AF, MH).

f. Repair parts kits and gasket sets appear in the repair parts listing for the group to which they apply.

g. The following publications pertain to the 3/4 ton, 4x4 truck and its components:

TM 9-2320-212-20P	Organizational Maintenance Repair Parts and Special Tools List
TM 9-8030	Operation and Organizational Maintenance
TM 9-8031-2	Power Train, Body and Frame
TM 9-1840A	Ordnance Maintenance: Engine (Dodge Model T-245) and Clutch (Borg and Beck Model 11828)
TM 9-2520-232-35	Ordnance, Field and Depot Maintenance: Transmission, Mechanical Assembly (New Process Model 420)

TM 9-2920-209-35	Engine Generator (Autolite Model GHA-4802-AUT)
TM 9-2920-214-35	Engine Generator (Delco-Remy Model DR 1117495)
TM 9-8662	South wind Heater 978 Series

#### 5. How to Locate Repair Parts

a. When Federal stock number or reference number is unknown:

(1) *First.* Using the table of contents, determine the functional subgroup within which the repair part belongs. This is necessary since illustrations are prepared for functional subgroups and listings are divided into the same groups.

(2) *Second.* Find the illustration covering the functional subgroup to which the repair part belongs.

(3) *Third.* Identify the repair part on the illustration and note the illustration figure and item number of the repair part.

(4) *Fourth.* Using the Repair Parts Listing, find the functional subgroup to which the repair part belongs and locate the illustration figure and item number noted on the illustration.

b. When Federal stock number or reference is known:

(1) *First.* Using the Index of Federal Stock Numbers and Reference Numbers, find the pertinent Federal stock number or reference number. This index is in ascending FSN sequence followed by a list of reference numbers in ascending alphanumeric sequence, cross-referenced to the illustration figure number and item number.

(2) *Second.* Using the Repair Parts Listing, find the functional subgroup of the repair part and illustration figure and item number referenced in the Index of Federal Stock Numbers and Reference Numbers.

#### 6. Abbreviations

Not applicable.

#### 7. Federal Supply Codes for Manufacturers

Code	Manufacturer
01417	Chrysler Corp. Defense Operations Division Centerline, Michigan
10001	Naval Ordnance Systems Command Washington, D.C.
12204	Chrysler Corp. Detroit, Michigan
14894	Bendix Corp. Automotive Service Division South Bend, Indiana
16764	Delco-Remy Division General Motors Corp. Detroit, Michigan
19207	Army Tank-Automotive Command Warren, Michigan



<i>Code</i>	<i>Manufacturer</i>	<i>Code</i>	<i>Manufacturer</i>
19728	The Prestolite Co. Division of Eltra Corp. Toledo, Ohio	81300	Dayco Corp. Dayton, Ohio
21450	Ordnance Corps Engineering Standards Rock Island Arsenal Rock Island, Illinois	81348	Federal Specifications Promulgated by General Services Administration
23040	Ford Motor Company Autolite-Ford Parts Division Livonia, Michigan	96906	Military Standards Promulgated by Standardization Division Directorate of Logistics Services, D.S.A.
24617	General Motors Corp. Detroit, Michigan		
71500	Carter Carburetor Division ACF Industries, Inc. St. Louis, Missouri		
71840	Clevite Corp. Cleveland Graphite Bronze Division Cleveland, Ohio		
73370	Fram Corp. Providence, Rhode Island		

### 8. Recommendations for Maintenance Publication Improvements

Report of errors, omissions, and recommendations for improving this publication by the individual user is encouraged. Reports should be submitted on DA Form 2028 (Recommended Changes to Publications) and forwarded direct to: Headquarters, U.S. Army Tank-Automotive Command ATTN: AMSTA-MAPT 28251 Van Dyke Avenue, Warren, Michigan 48090.

三

[illegible]

**Section II.**  
**DIRECT SUPPORT AND GENERAL SUPPORT MAINTENANCE**  
**REPAIR PARTS LIST AND SPECIAL TOOLS LIST**  
**(INCLUDING DEPOT MAINTENANCE ALLOWANCES)**

(1) SMR Code	(2) Federal Stock Number	(3) Description  Reference Number & Mfr. Code	(4) Unit of meas	(5) Qty inc. in unit	(6) 30-day DS maint allowance			(7) 30-day GS maint allowance			(8) 1-yr als per 100 equip cat- egy	(9) Depot maint als per 100 equip	(10) Illustration	
					(a)	(b)	(c)	(a)	(b)	(c)			(1a) Figure No.	(1b) Item No.
					1-20	21-30	31-100	1-20	21-30	31-100				
		0100—ENGINE ASSEMBLY—Continued												
P-O	5310-584-7890	WASHER, LOCK: front support MS3533B-57 (96906)	EA	2	*	*	*	*	*	*	*	*	2	15
P-O	5310-732-0560	NUT, HEX: front support MS5196B-14 (96906)	EA	2	*	*	*	*	*	*	*	*	2	16
P-H	2805-700-5407	GASKET SET: engine overhaul 7005407 (19207) Consisting of:	EA	1				*	*	*	*	*		
P-O	2805-358-2704	1-GASKET CYLINDER HEAD 10911092 (19207)											3	9
P-F	5330-737-3645	1-GASKET TIMING CHAIN COVER 7373645 (19207)											7	24
P-F	5330-366-6425	1-GASKET TIMING CHAIN COVER 7351247 (19207)											7	34
P-O	2805-173-1709	2-GASKET VALVE COVER 871934 (12204)											7	37
P-O	5330-530-2747	4-GASKET VALVE COVER 7351040 (19207)											7	39
P-F	5330-362-3086	1-GASKET OIL PUMP 7351152 (19207)											8	4
		2-GASKET OIL PAN 600760 (12204)											8	18
P-F	5330-834-2912	1-GASKET OIL DRAIN PLUG MS35769-18 (96906)											8	21
P-F	5330-621-4190	1-GASKET OIL PAN 6208085 (19207)											8	23
P-F	2805-383-8772	1-GASKET OIL PAN 6208086 (19207)											8	24
P-O	5310-262-3076	1-WASHER RELIEF VALVE D61788 (10162)											9	15
P-O	5330-737-8241	1-GASKET OIL PIPE 7378241 (19207)											10	10
P-O	5330-362-1422	1-GASKET CRANKCASE 7702584 (19207)											10	31
P-O	2805-741-0870	4-GASKET MANIFOLD 7410870 (192207)											11	3
P-O	5330-530-2589	1-GASKET MANIFOLD 601420 (12204)											11	4
P-O	2990-705-6237	1-GASKET EXHAUST PIPE 7056237 (19207)											11	15
													22	3
P-O	2805-741-0868	1-GASKET MANIFOLD 7410868 (19207)											11	17
P-O	5330-700-1054	1-GASKET AIR HORN 7001054 (19207)											14	16
P-O	2910-733-5782	1-GASKET FUEL PUMP 7735782 (19207)											15	4
P-O	5330-528-2807	1-GASKET AIR INTAKE ELBOW 5282807 (19207)											16	6
P-O	2930-770-2588	1-GASKET WATER OUTLET 7702588 (19207)											24	10
P-O	5330-770-2589	1-GASKET THERMOSTAT 7702589 (19207)											24	12
P-F	5330-172-9762	1-GASKET 1124984 (12204)											N / 1	
P-F	5330-366-6529	1-GASKET 7411773 (19207)											N / 1	
		0101—CYLINDER BLOCK AND HEAD												
P-O	5305-364-2725	BOLT, MACHINE: cylinder head 7702732 (19207)	EA	18	*	*	*	*	*	*	*	*	3	1
P-O	2805-737-4761	HEAD, CYLINDER ASSEMBLY: 7374761 (19207)	EA	1	*	*	*	*	*	*	*	*	3	2





**Section II.**  
**DIRECT SUPPORT AND GENERAL SUPPORT MAINTENANCE**  
**REPAIR PARTS LIST AND SPECIAL TOOLS LIST**  
**(INCLUDING DEPOT MAINTENANCE ALLOWANCES)**

(1) SMR Code	(2) Federal Stock Number	(3) Description  Reference Number & Mfr. Code	(4) Unit of meas	(5) Qty inc. in unit	(6) 30-day DS maint allowance			(7) 30-day GS maint allowance			(8) 1-yr altw per 100 equip cat- gory	(9) Depot maint altw per 100 equip	(10) Illustration	
					(a)	(b)	(c)	(a)	(b)	(c)			(a) Figure No.	(b) Item No.
					1-20	21-50	51-100	1-20	21-50	51-100				
P-O	4730-196-1972	0101—CYLINDER BLOCK AND HEAD—Continued NIPPLE; drain cock 144597 (24617)	EA	1	*	*	*	*	*	*			3	21
P-O	4730-289-0587	COUPLING, PIPE; drain cock 144096 (21450)	EA	1	*	*	*	*	*	*	*	*	3	22
P-O	4820-849-1220	COCK, DRAIN; cylinder block MS35782-5 (96906)	EA	1	*	*	*	*	*	*	*	*	3	23
P-O	5306-366-6392	SCREW, TAPPED HEAD; cylinder assembly 7702731 (19207)	EA	3	*	*	*	*	*	*	*	*	3	24
X2		0102—CRANKSHAFT BOLT, ASSEMBLED LOCKWASHER: 7410913 (19207)	EA	6				*	*	*	*	*	4	1
P-H	5315-729-6989	KEY, SQUARE; drive pulley MS20066-230 (96906)	EA	1				*	*	*	*	*	4	6
P-H	2805-770-5718	HUB, FAN DRIVE PULLEY: 7705718 (19207)	EA	1				*	*	*	*	*	4	7
P-H	5310-261-7367	WASHER, LOCK; crankshaft jaw 7702463 (19207)	EA	1				*	*	*	*	*	4	8
P-H	2805-366-6410	JAW, CRANKSHAFT STARTER: 7702761 (19207)	EA	1				*	*	*	*	*	4	9
P-F	2805-517-0835	PULLEY, FAN DRIVE: 8699373 (19207)	EA	1	*	*	*	*	*	*	*	*	4	10
P-F	5310-407-9566	WASHER, LOCK; fan drive pulley MS35338-45 (96906)	EA	6	*	*	*	*	*	*	*	*	4	11
P-F	5306-225-9086	BOLT, MACHINE; fan drive pulley MS90726-31 (96906)	EA	6	*	*	*	*	*	*	*	*	4	12
P-H	2805-173-0303	CRANKSHAFT, W / PILOT BEARING, ASSEMBLY: 870001 (12204)	EA	1				*	*	*	*	*	4	17
P-H	3120-661-6744	BEARING, SLEEVE; crankshaft (pilot bearing) 7372621 (19207)	EA	1				*	*	*	*	*	4	18
P-H	5330-350-0205	KIT, REPAIR; rear bearing oil seal 8330167 (19207) Consisting of:	EA	1				*	*	*	*	*		
P-H	5330-737-5999	SEAL MAIN BEARING 7375999 (19207)	EA	2				*	*	*			4	2
P-H	2805-362-3036	GASKET MAIN BEARING 8331515 (19207)	EA	1				*	*	*			4	14
P-H	2805-383-5875	GASKET MAIN BEARING 8630313 (12204)	EA	1				*	*	*			4	15

TM 9-2320-212-34P

## 12

TM 9-2320-215-24P

[illegible]



**Section II.**  
**DIRECT SUPPORT AND GENERAL SUPPORT MAINTENANCE**  
**REPAIR PARTS LIST AND SPECIAL TOOLS LIST**  
**(INCLUDING DEPOT MAINTENANCE ALLOWANCES)**

(1) SMH Code	(2) Federal Stock Number	(3) Description  Reference Number & Mfr. Code	(4) Unit of meas	(5) Qty inc. in unit	(6) 30-day DS maint allowance			(7) 30-day GS maint allowance			(8) 1-yr allow per 100 equip est- 60%	(9) Depot maint allow per 100 equip	(10) Illustration	
					(a)	(b)	(c)	(a)	(b)	(c)			(a) Figure No.	(b) Item No.
					1-30	31-60	61-100	1-30	31-60	61-100				
		0102—CRANKSHAFT—Continued												
X1		BEARING FRONT 1067059 (12204)		1				*	*	*			4	5
X1		BEARING FRONT 1067057 (12204)						*	*	*			4	13
P-H	2805-385-4129	BEARING REAR 1067063 (12204)	EA	1				*	*	*			4	16
P-H	2805-734-7585	BEARING SET: (0.040 undersize) 7347585 (19207) Consisting of:	EA	1				*	*	*				
X1		BEARING REAR 1312619 (12204)		1									4	3
X1		BEARING INTERMEDIATE 1312617 (12204)		4									4	4
X1		BEARING FRONT 1312616 (12204)		1									4	5
X1		BEARING FRONT 1312615 (12204)		1									4	13
X1		BEARING REAR 1312618 (12204)		1									4	16
		0103—FLYWHEEL ASSEMBLY	EA	1	*	*	*	*	*	*	*	*	5	1
P-F	2805-172-9797	FLYWHEEL, WITH RING GEAR, ASSEMBLY: 7744137 (19207)		1									5	2
X1		FLYWHEEL: 871687 (12204)	EA	1	*	*	*	*	*	*	*	*	5	3
P-F	2805-737-3439	GEAR, RING: (146 teeth) 7350374 (19207)	EA	8	*	*	*	*	*	*	*	*	5	4
P-F	5310-209-0965	WASHER, LOCK: flywheel MS35338-47 (96906)	EA	8	*	*	*	*	*	*	*	*	5	5
P-F	5310-262-5539	NUT, PLAIN: flywheel 7702658 (19207)	EA	8	*	*	*	*	*	*	*	*	5	6
P-F	5306-174-4174	BOLT, MACHINE: flywheel 7410922 (19207)	EA	6	*	*	*	*	*	*	*	*	6	4
		0104—PISTON, CONNECTING RODS												
P-F	2805-592-7542	ROD, CONNECTING: (Cyls. 1, 3&5) 2,4&6 1619830 (12204)	EA	4				*	*	*	*	*	6	5
P-H	5310-732-0559	NUT, PLAIN, HEXAGON: connecting rod MS51968-8 (96906)	EA	4				*	*	*	*	*	6	6
P-H	5310-531-0204	WASHER, LOCK: connecting 668555 (12204)	EA	4				*	*	*	*	*	6	7
P-H	5305-033-6083	BOLT: connecting rod 7351231 (19207)	EA	2				*	*	*	*	*	6	8
P-H	2805-770-2594	BEARING, SLEEVE: piston pin 7702594 (19207)	EA	12				*	*	*	*	*	6	9
P-H	2805-741-8518	BEARING SET: connecting rod (standard) 7418518 (19207)												

**Section II.**  
**DIRECT SUPPORT AND GENERAL SUPPORT MAINTENANCE**  
**REPAIR PARTS LIST AND SPECIAL TOOLS LIST**  
**(INCLUDING DEPOT MAINTENANCE ALLOWANCES)**

TM 9-2320-212-34P

(1) SMR Code	(2) Federal Stock Number	(3) Description  Reference Number & Mfr. Code      Usable On Code	(4) Unit of meas	(5) Qty inc. in unit	(6) 30-day GS maint allowance			(7) 30-day GS maint allowance			(8) 1-yr alt per 100 equip. m- gcy	(9) Depot maint alt per 100 equip	(10) Illustration	
					(a) 1-20	(b) 21-50	(c) 51-100	(a) 1-20	(b) 21-50	(c) 51-100			(a) Figure No.	(b) Item No.
		0104—PISTON, CONNECTING RODS—Continued												
P-H	2805-741-8521	BEARING SET: connecting rod (0.002 undersize) 7418521 (19207)	EA	12				*	*	*			6	9
P-H	2805-741-8576	BEARING SET: connecting rod (0.010 undersize) 5701535 (19207)	EA	12				*	*	*			6	9
P-H	2805-741-8577	BEARING SET: connecting rod (0.020 undersize) 7418577 (19207)	EA	12				*	*	*			6	9
P-H	3120-741-8578	BEARING SET: connecting rod (0.030 undersize) 7418578 (19207)	EA	12				*	*	*			6	9
P-H	2805-741-8229	BEARING SET: connecting rod (0.040 undersize) 7418229 (19207)	EA	12				*	*	*			6	9
P-H	2805-270-3416	PISTON, INTERNAL COMBUSTION * ENGINE: (standard) 7705766 (19207)	EA	6				*	*	*	*	*	6	10
P-H	2805-173-1931	PISTON, INTERNAL COMBUSTION * ENGINE: (0.030 oversize) 7340078 (19207)	EA	6				*	*	*			6	10
P-H	2805-173-1932	PISTON, INTERNAL COMBUSTION * ENGINE: (0.040 oversize) 7351227 (19207)	EA	6				*	*	*			6	10
P-H	2805-214-2965	PISTON, INTERNAL COMBUSTION * ENGINE: (0.060 oversize) 7326132 (19207)	EA	6				*	*	*			6	10
P-H	2805-274-3429	PIN, PISTON: (0.001 oversize) 7351229 (19207)	EA	6				*	*	*	*	*	6	11
P-H	5365-770-2467	RETAINER: piston pin 7702467 (19207)	EA	12				*	*	*	*	*	6	12
		*NOTE: Pin and retainer are issued with all Standard and oversize pistons.												
P-H	2805-734-7580	RING SET: piston (standard) 7347580 (19207)	EA	1				*	*	*	*	*		
		Consisting of:												
P-H	5315-616-5531	RING COMPRESSION MS35756-24 (96906)	EA	6				*	*	*			6	1
P-H	2805-273-0380	RING COMPRESSION 867014 (12204)	EA	6				*	*	*			6	2
X1		RING OIL CONTROL 8331522 (19207)		12									6	3
P-H	2805-734-7581	RING SET: piston (0.020 oversize) 7347581 (19207)	EA	1				*	*	*				

**Section II.**  
**DIRECT SUPPORT AND GENERAL SUPPORT MAINTENANCE**  
**REPAIR PARTS LIST AND SPECIAL TOOLS LIST**  
**(INCLUDING DEPOT MAINTENANCE ALLOWANCES)**

(1) SMR Code	(2) Federal Stock Number	(3) Description  Reference Number & Mfr. Code	(4) Unit of meas	(5) Qty inc. in unit	(6) 30-day DS maint allowance			(7) 30-day GS maint allowance			(8) 1-yr alw per 100 equip ent- gcy	(9) Depot maint alw per 100 equip	(10) Illustration	
					(a) 1-20	(b) 21-50	(c) 51-100	(a) 1-20	(b) 21-50	(c) 51-100			(a) Figure No.	(b) Item No.
		0104—PISTON, CONNECTING RODS—Continued												
		Consisting of:												
X1		RING COMPRESSION 117984 (12204)		6									6	1
X1		RING COMPRESSION 867016 (12204)	EA	6				*	*	*			6	2
P-H	2805-293-9694	RING OIL CONTROL 8331511 (19207)	EA	12				*	*	*			6	3
P-H	2805-734-7582	RING SET: piston (0.030 oversize) 7347582 (19207)	EA	1				*	*	*				
		Consisting of:												
X1		RING COMPRESSION 117985 (12204)		6									6	1
P-H	2805-423-3942	RING COMPRESSION 867017 (12204)	EA	6				*	*	*			6	2
X1		RING OIL CONTROL 1319396 (12204)		12									6	3
P-H	2805-734-7583	RING SET, PISTON: (0.040 oversize) 7347583 (19207)	EA	1				*	*	*				
		Consisting of:												
P-H	5315-616-5506	RING COMPRESSION MS35756-36 (96906)	EA	6				*	*	*			6	1
P-H	2805-353-8122	RING COMPRESSION 867018 (12204)	EA	6				*	*	*			6	2
X1		RING OIL CONTROL 8331512 (19207)		12									6	3
		0105—VALVES, CAMSHAFT, AND TIMING SYSTEM												
P-F	2805-172-9755	TAPPET, ENGINE POPPET: 7373669 (19207)	EA	12	*	*	*	*	*	*	*	*	7	1
P-F	2805-621-3920	SCREW, ADJUSTING: valve tappet 7702641 (19207)	EA	12	*	*	*	*	*	*	*	*	7	2
P-F	2805-362-1239	LOCK, VALVE SPRING RETAINER: 39351 (12204)	EA	24	*	*	*	*	*	*	*	*	7	3
P-F	2805-792-0838	LOCK, VALVE SPRING RETAINER: 1947232 (12204)	EA	12	*	*	*	*	*	*	*	*		
P-F	2805-770-5761	RETAINER, VALVE SPRING: 7705761 (19207)	EA	12	*	*	*	*	*	*	*	*	7	4
P-F	2805-366-6394	SPRING, HELICAL COMPRESSION: valve 7410881 (19207)	EA	12	*	*	*	*	*	*	*	*	7	5
P-F	2805-353-7950	GUIDE, VALVE: 1124959 (12204)	EA	12	*	*	*	*	*	*	*	*	7	6
P-H	2805-353-8126	SEAT, VALVE: standard 7001497 (19207)	EA	6				*	*	*	*	*	7	7
P-H	2805-741-0880	SEAT, VALVE: 0.010 oversize 7410880 (19207)	EA	6				*	*	*	*	*	7	7

TM 9-2320-212-34P



## 76

TM 9-2320-12-34P

[illegible]

**Section II.**  
**DIRECT SUPPORT AND GENERAL SUPPORT MAINTENANCE**  
**REPAIR PARTS LIST AND SPECIAL TOOLS LIST**  
**(INCLUDING DEPOT MAINTENANCE ALLOWANCES)**

(1) SMR Code	(2) Federal Stock Number	(3) Description  Reference Number & Mfr. Code	(4) Unit of meas.	(5) Qty inc. in unit	(6) 30-day DS maint allowance			(7) 30-day GS maint allowance			(8) 1-yr allow per 100 equip cost -\$C2	(9) Depot maint allow per 100 equip	(10) Illustration	
					(a)	(b)	(c)	(a)	(b)	(c)			(a)	(b)
					1-20	21-50	51-100	1-20	21-50	51-100			Figure No.	Item No.
		0105—VALVES, CAMSHAFT, AND TIMING SYSTEM—Continued												
P-F	5305-958-5253	SCREW, ASSEMBLED LOCKWASHER: timing chain cover plate MS35190-5 (96906)	EA	1	*	*	*	*	*	*	*	*	7	31
P-F	2805-173-0003	PLATE, TIMING CHAIN COVER: 7351244 (19207)	EA	1	*	*	*	*	*	*	*	*	7	32
P-F	5310-880-7746	NUT, HEXAGON: timing chain cover MS51968-5 (96906)	EA	3	*	*	*	*	*	*	*	*	7	33
P-F	5330-366-6425	GASKET: timing chain cover plate (Component of Gasket Set, FSN 2805-700-5407) 7351247 (19207)	EA	1	*	*	*	*	*	*	*	*	7	34
P-H	5315-770-2600	PIN, SHOULDER, HEADLESS: timing chain cover 7702600 (19207)	EA	2				*	*	*	*	*	7	35
P-O	5305-362-1247	SCREW: valve cover 7410876 (19207)	EA	4	*	*	*	*	*	*	*	*	7	36
X2	2805-353-8084	COVER: valve compartment 7410874 (19207)	EA	2	*	*	*	*	*	*	*	*	7	38
P-F	5315-616-5530	KEY, WOODRUFF: crankshaft sprocket MS35756-15 (96906)	EA	1	*	*	*	*	*	*	*	*	7	40
P-F	2805-736-4294	KIT, REPAIR TIMING CHAIN COVER: oil seal (use w/ cover 7373642) 7378228 (19207) Consisting of:	EA	1	*	*	*	*	*	*	*	*		
X1		GASKET TIMING CHAIN COVER 1088603 (12204)	EA	1	*	*	*	*	*	*	*	*	7	25
P-F	5330-172-9486	SEAL TIMING CHAIN COVER 1088602 (81043)	EA	1	*	*	*	*	*	*	*	*	7	26
P-O	2805-173-0111	GASKET SET: valve compartment cover 7410879 (19207) Consisting of:	EA	1	*	*	*	*	*	*	*	*		
P-O	5330-530-2747	GASKET VALVE COVER 7351040 (19207)	EA	4	*	*	*	*	*	*	*	*	7	37
P-O	2805-173-1709	GASKET VALVE COVER 871934 (12204)	EA	2	*	*	*	*	*	*	*	*	7	39
P-H	2805-173-1603	BEARING SET: camshaft 7410939 (19207) Consisting of:	EA	1				*	*	*	*	*		
P-H	3120-353-3809	BEARING SLEEVE 632467 (12204)	EA	1				*	*	*	*	*	7	11
P-H	3120-662-9349	BEARING SLEEVE 632466 (12204)	EA	1				*	*	*	*	*	7	12
P-H	3120-172-9865	BEARING SLEEVE 632465 (12204)	EA	1				*	*	*	*	*	7	13

TM 9-2320-212-341

## 15

TM 9-2320-212-34F

[illegible]

**Section II.**  
**DIRECT SUPPORT AND GENERAL SUPPORT MAINTENANCE**  
**REPAIR PARTS LIST AND SPECIAL TOOLS LIST**  
**(INCLUDING DEPOT MAINTENANCE ALLOWANCES)**

(1) SMR Code	(2) Federal Stock Number	(3) Description  Reference Number & Mfr. Code      Usable On Code	(4) Unit of meas	(5) Qty inc. in unit	(6) 30-day DS maint allowance			(7) 30-day GS maint allowance			(8) 1-yr altw per 100 equip cnt- gry	(9) Depot maint altw per 100 equip	(10) Illustration	
					(a)	(b)	(c)	(a)	(b)	(c)			(a) Figure No.	(b) Item No.
X1		8106—ENGINE LUBRICATION SYSTEM—Continued TUBE: steel 620044 (12204)		V									8	12
P-F	5330-737-3672	RUBBER, ROUND SECTION: retaining plate seal 7373672 (19207)	EA	2	*	*	*	*	*	*	*	*	8	13
P-F	2805-353-7897	PLATE: oil pan retaining, front 7430079 (19207)	EA	1	*	*	*	*	*	*	*	*	8	14
P-O	5310-637-9541	WASHER, LOCK: retaining plate MS35338-46 (96906)	EA	2	*	*	*	*	*	*	*	*	8	15
P-F	5305-988-1726	SCREW, CAP: retaining plate MS35206-282 (96906)	EA	2	*	*	*	*	*	*	*	*	8	16
P-F	5306-019-1677	SCREW, CAP: retaining plate 191677 (21450)	EA	1	*	*	*	*	*	*	*	*	8	17
P-F	2805-040-1936	PAN, OIL: 8329969 (19207)	EA	1	*	*	*	*	*	*	*	*	8	19
P-O	5305-366-6418	SCREW, ASSEMBLED WASHER: oil pan 7410936 (19207)	EA	20	*	*	*	*	*	*	*	*	8	20
P-O	5365-832-7903	PLUG, MACHINE THREAD: oil pan 8327903 (19207)	EA	1	*	*	*	*	*	*	*	*	8	22
X2		STRAINER: oil floating, assembly 7036578 (19207)	EA	1	*	*	*	*	*	*	*	*	8	25
P-F	5315-236-8362	PIN, COTTER: strainer MS24665-376 (96906)	EA	1	*	*	*	*	*	*	*	*	8	26
P-F	2805-173-0382	PIPE, SECTION: strainer 7351292 (19207)	EA	1	*	*	*	*	*	*	*	*	8	27
P-O	2940-202-9653	FILTER, FLUID PRESSURE, ASSEMBLY: without element MS3543-1 (96906)	EA	1	*	*	*	*	*	*	*	*	9	1
P-O	5306-298-7836	BOLT, SHOULDER: cover 5308281 (19207)	EA	1	*	*	*	*	*	*	*	*	9	2
P-O	5310-262-3000	GASKET: cover bolt 5308281 (19207)	EA	1	*	*	*	*	*	*	*	*	9	3
P-O	2940-141-9025	FILTER ELEMENT, FLUID PRESSURE: with gasket GPW 18632 (23040) or G21P2 (73370)	EA	1	*	*	*	*	*	*	*	*	9	4
P-O	4730-277-8273	ELBOW: inlet line 137421 (12204)	EA		*	*	*	*	*	*	*	*	9	5
P-O	4730-012-7951	PLUG, DRAIN: oil filter 127951 (12204)	EA	1	*	*	*	*	*	*	*	*	9	6



Section II.  
DIRECT SUPPORT AND GENERAL SUPPORT MAINTENANCE  
REPAIR PARTS LIST AND SPECIAL TOOLS LIST  
(INCLUDING DEPOT MAINTENANCE ALLOWANCES)

[illegible]

**Section II.**  
**DIRECT SUPPORT AND GENERAL SUPPORT MAINTENANCE**  
**REPAIR PARTS LIST AND SPECIAL TOOLS LIST**  
**(INCLUDING DEPOT MAINTENANCE ALLOWANCES)**

(1) SMR Code	(2) Federal Stock Number	(3) Description  Reference Number & Mfr. Code	(4) Unit of meas	(5) Qty inc. in unit	(6) 30-day DS maint allowance			(7) 30-day GS maint allowance			(8) 1-yr allow per 100 equip ent- bty	(9) Depot maint. allow per 100 equip.	(10) Illustration	
					(a)	(b)	(c)	(d)	(e)	(f)			(a)	(b)
					1-20	21-60	61-100	1-20	21-60	61-100			Figure No.	Item No.
		0106—ENGINE LUBRICATION SYSTEM—Continued												
P-O	2805-732-0616	PIPE: oil filler 7320616 (19207)	EA	1	*	*	*	*	*	*	*	*	10	6
P-O	5310-880-7746	NUT, HEXAGON: oil filler pipe MS51968-5 (96906)	EA	2	*	*	*	*	*	*	*	*	10	7
P-O	5310-407-9566	WASHER, LOCK: oil filler pipe MS35338-45 (96906)	EA	3	*	*	*	*	*	*	*	*	10	8
P-O	5307-011-3240	STUD: oil filler pipe 113240 (21450)	EA	2	*	*	*	*	*	*	*	*	10	9
P-O	5330-737-8241	GASKET: oil filler pipe to cylinder block 7378241 (19207)	EA	1	*	*	*	*	*	*	*	*	10	10
P-O	4730-278-0190	ELBOW: oil filler pipe vent line 137424 (12204)	EA	3	*	*	*	*	*	*	*	*	10	11
P-O	2805-653-7333	LINE: Assembly vent, oil filler pipe to air cleaner 1270291 (12204)	EA	1	*	*	*	*	*	*	*	*	10	12
X-2-O		COUPLING, PIPE: filler pipe vent line to air cleaner elbow 444096 (21450)	EA	2	*	*	*	*	*	*	*	*	10	13
X-2-O		NIPPLE: oil filler vent to air cleaner elbow 144596 (21450)	EA	2	*	*	*	*	*	*	*	*	10	14
P-O	4730-670-0515	NIPPLE: crankcase vent metering valve to manifold 1274903 (12204)	EA	1	*	*	*	*	*	*	*	*	10	15
P-O	5310-809-5998	WASHER, PLAIN: crankcase vent metering valve to manifold MS27183-18 (96906)	EA	1	*	*	*	*	*	*	*	*	10	16
P-O	5310-584-5272	WASHER, LOCK: crankcase vent metering valve to manifold MS35338-48 (96906)	EA	1	*	*	*	*	*	*	*	*	10	17
P-O	5310-732-0560	NUT, HEXAGON: crankcase vent metering valve to manifold MS51968-14 (96906)	EA	1	*	*	*	*	*	*	*	*	10	18
P-O	4730-278-4694	ELBOW: crankcase vent metering valve to manifold 142735 (12204)	EA	2	*	*	*	*	*	*	*	*	10	19
P-O	5340-575-2381	CLAMP: crankcase vent metering valve 1274556 (12204)	EA	1	*	*	*	*	*	*	*	*	10	20
P-O	5305-438-0639	SCREW, CAP: valve clamp 123461 (21450)	EA	1	*	*	*	*	*	*	*	*	10	21
P-O	2805-423-2797	VALVE, METERING: crankcase vent 7410950 (19207)	EA	1	*	*	*	*	*	*	*	*	10	22
P-O	5310-637-9541	WASHER, LOCK: valve clamp MS35338-46 (96906)	EA	1	*	*	*	*	*	*	*	*	10	23
P-O	5310-768-0319	NUT, HEXAGON: valve clamp MS51968-2 (96906)	EA	1	*	*	*	*	*	*	*	*	10	24

[illegible]

**Section II.**  
**DIRECT SUPPORT AND GENERAL SUPPORT MAINTENANCE**  
**REPAIR PARTS LIST AND SPECIAL TOOLS LIST**  
**(INCLUDING DEPOT MAINTENANCE ALLOWANCES)**

(1) SMR Code	(2) Federal Stock Number	(3) Description  Reference Number & Mfr. Code	(4) Unit of meas	(5) Qty inc- in unit	(6) 30-day DS maint allowance			(7) 30-day GS maint allowance			(8) 1-yr afw per 100 equip cat- gry	(9) Depot maint afw per 100 equip	(10) Illustration	
					(a)	(b)	(c)	(a)	(b)	(c)			(a) Figure No.	(b) Item No.
					1-20	21-50	51-100	1-20	21-50	51-100				
		0102—MANIFOLDS—Continued												
P-O	4730-221-2137	PLUG, PIPE: intake manifold MS20913-25 (96906)	EA	3	*	*	*	*	*	*	*	*	11	2
P-O	5307-206-8194	STUD, HEAT TREATED: engine manifold 7378250 (19207)	EA	3	*	*	*	*	*	*	*	*	11	5
P-O	5310-732-0539	NUT, PLAIN, HEXAGON: manifold stud MS51968-8 (96906)	EA	9	*	*	*	*	*	*	*	*	11	6
P-O	5310-655-9781	NUT, HEXAGON: heat control valve MS35690-431 (96906)	EA	1	*	*	*	*	*	*	*	*	11	7
P-O	5310-209-0787	WASHER, LOCK: heat control valve MS35335-33 (96906)	EA	1	*	*	*	*	*	*	*	*	11	8
P-O	5310-809-4058	WASHER, PLAIN: heat control valve MS27183-10 (96906)	EA	1	*	*	*	*	*	*	*	*	11	9
P-O	5307-010-3203	STUD, PLAIN: engine manifold 103203 (19207)	EA	2	*	*	*	*	*	*	*	*	11	10
P-O	5306-638-8394	BOLT, MACHINE: intake to exhaust manifold 317942 (12204)	EA	4	*	*	*	*	*	*	*	*	11	11
P-O	5310-737-8249	NUT, HEXAGON: manifold stud 7378249 (19207)	EA	4	*	*	*	*	*	*	*	*	11	12
P-O	5310-741-0871	WASHER, FLAT: manifold stud 7373651 (19207)	EA	4	*	*	*	*	*	*	*	*	11	13
P-O	5310-735-1195	WASHER, RECESSED: manifold stud 7351195 (19207)	EA	4	*	*	*	*	*	*	*	*	11	13
P-O	5307-423-5429	STUD, HEAT TREATED: engine manifold 7378248 (19207)	EA	8	*	*	*	*	*	*	*	*	11	14
P-O	2990-705-6237	GASKET EXHAUST PIPE: 7056237 (19207)	EA	1	*	*	*	*	*	*	*	*	11	15
P-O	2805-040-1312	MANIFOLD, EXHAUST: with heat control valve assembly 7994017 (19207) "Non-Illustrated"	EA	1	*	*	*	*	*	*	*	*	11	16
P-F	2805-172-9848	SHAFT: heat control valve with plate, assembly 7351192 (19207)	EA	1	*	*	*	*	*	*	*	*		
P-F	2805-353-8093	BEARING, BUSHING TYPE: heat control valve shaft 7351196 (19207)	EA	2	*	*	*	*	*	*	*	*		
P-F	2805-399-7093	PLATE: manifold heat control valve 7351193 (19207)	EA	1	*	*	*	*	*	*	*	*		
P-F	5307-014-7716	STUD: heat control valve 147716 (21450)	EA	1	*	*	*	*	*	*	*	*		

TM 9-2320-212-34P



Section II.  
**DIRECT SUPPORT AND GENERAL SUPPORT MAINTENANCE**  
**REPAIR PARTS LIST AND SPECIAL TOOLS LIST**  
**(INCLUDING DEPOT MAINTENANCE ALLOWANCES)**

(1) SMB Code	(2) Federal Stock Number	(3) Description  Reference Number & Mfr. CodeUsable On Code	(4) Unit of meas	(5) Qty inc. in unit	(6) 30-day DS maint allowance			(7) 30-day GS maint allowance			(8) 1-yr slw per 100 equip ent- gcy	(9) Depot maint slw per 100 equip	(10) Illustration	
					(a)	(b)	(c)	(a)	(b)	(c)			(a) Figure No.	(b) Item No.
					1-20	21-50	51-100	1-20	21-50	51-100				
		0108—MANIFOLDS—Continued “Non-Illustrated”—Continued												
P-F	5310-527-4688	WASHER, FLAT: valve adjusting plate 25164 (14351)	EA	2	*	*	*	*	*	*	*	*		
P-O	5330-741-0947	GASKET SET: intake and exhaust manifold 7410947 (19207) Consisting of:	EA	1	*	*	*	*	*	*	*	*		
X1		GASKET 7410870 (19207)	EA	4	*	*	*	*	*	*	*	*	11	3
P-O	5330-530-2589	GASKET 601420 (12204)	EA	1	*	*	*	*	*	*	*	*	11	4
P-O	2990-705-6237	GASKET 7056237 (19207)	EA	1	*	*	*	*	*	*	*	*	11	15
X1		GASKET 7410868 (19207)	EA	1	*	*	*	*	*	*	*	*	22	3
													11	17

AT 40667

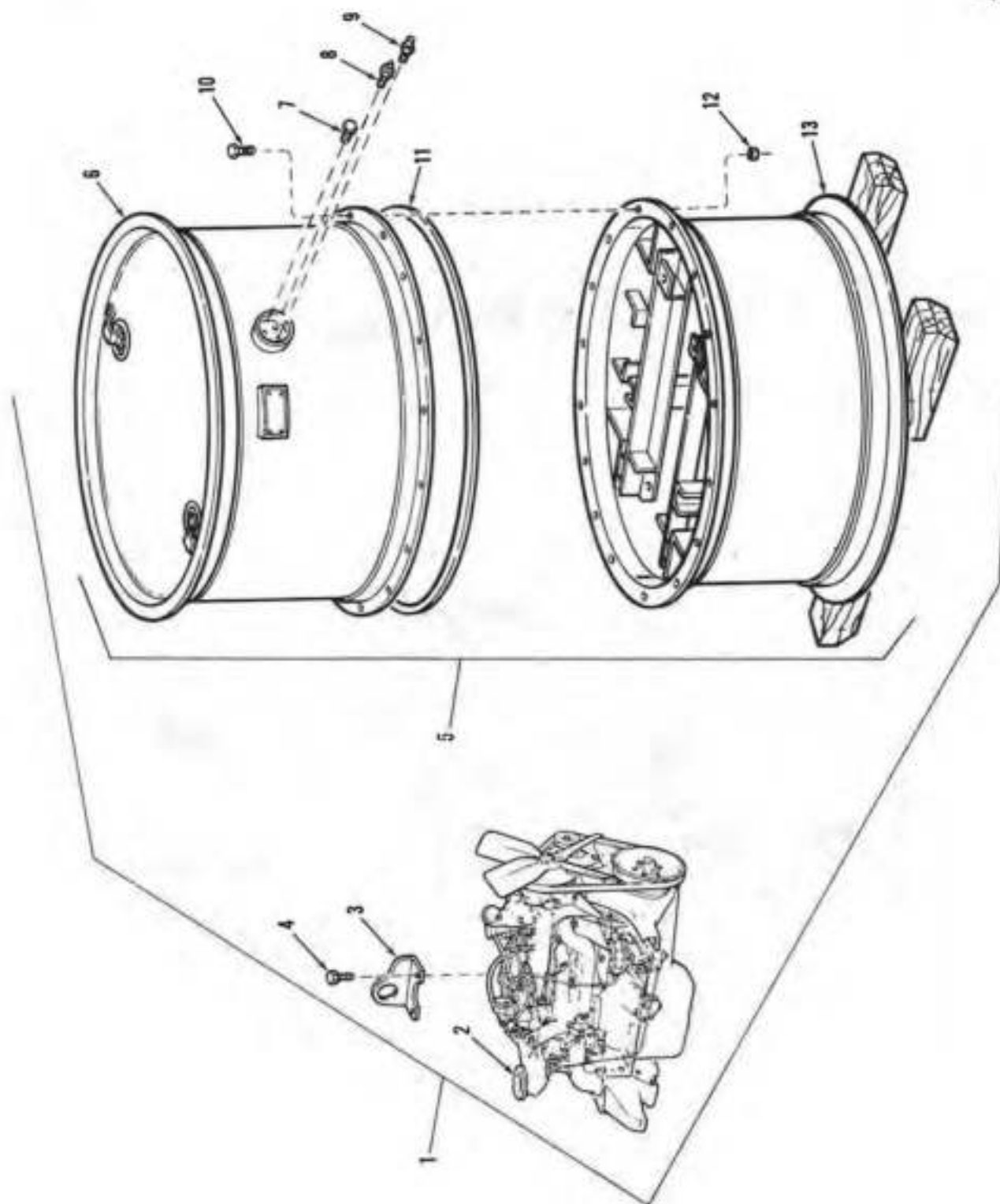


Figure 1. Engine and Container Assembly

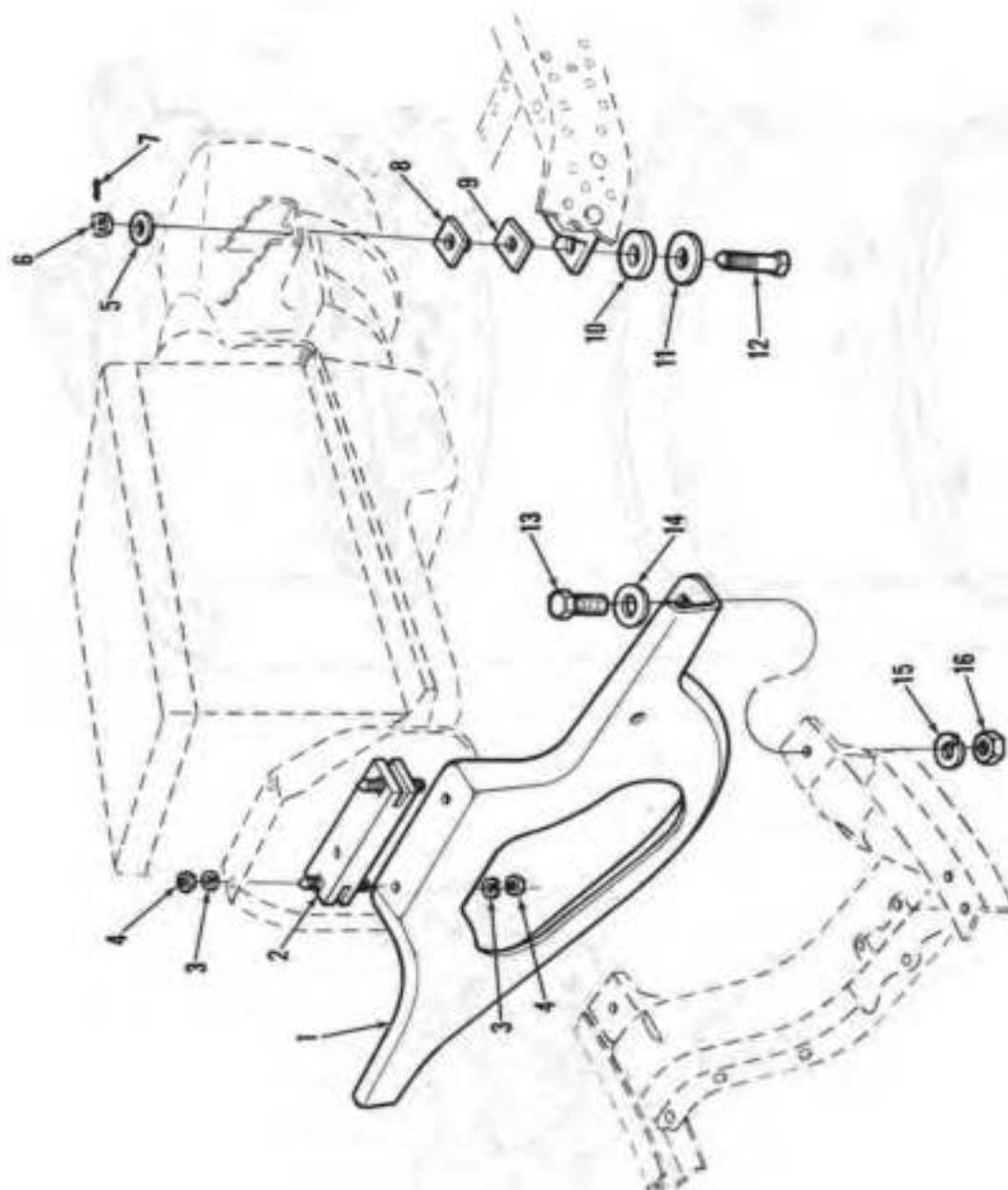


Figure 2. Engine Mounting

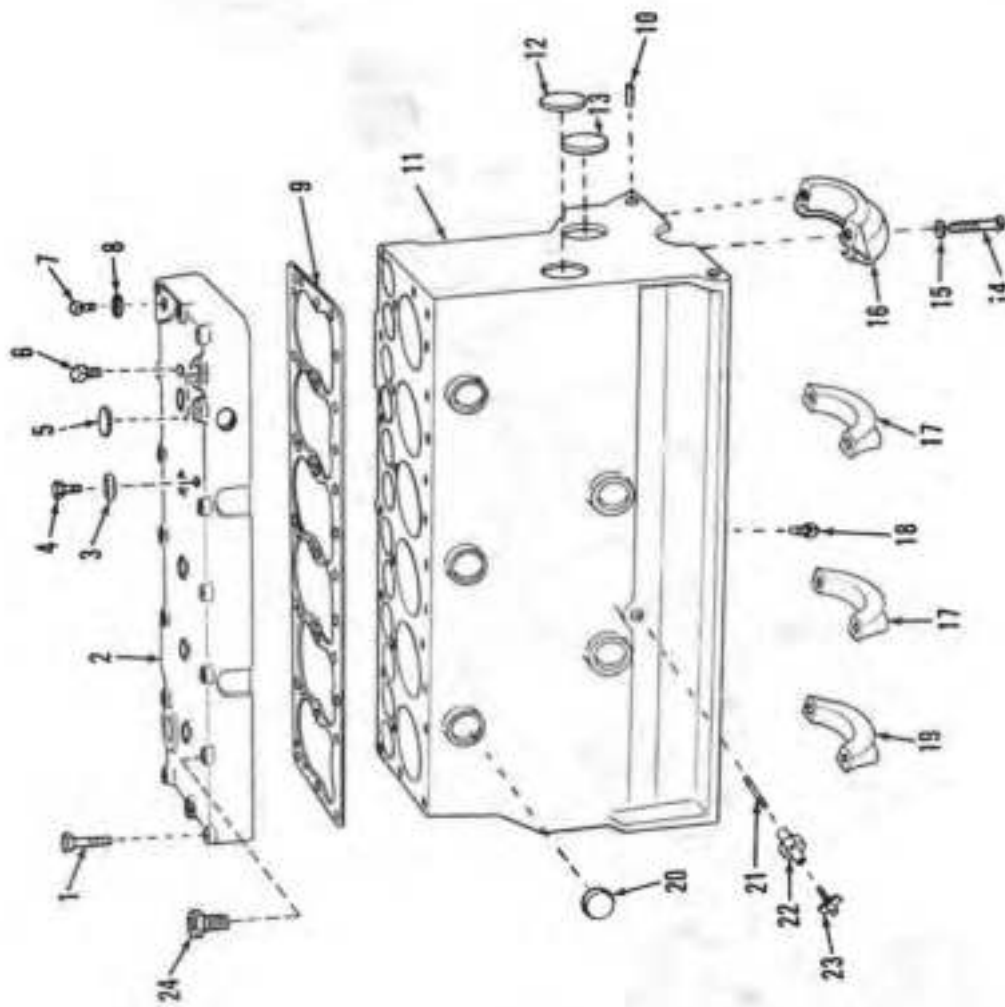


Figure 3. Cylinder Block and Head





AT 40671

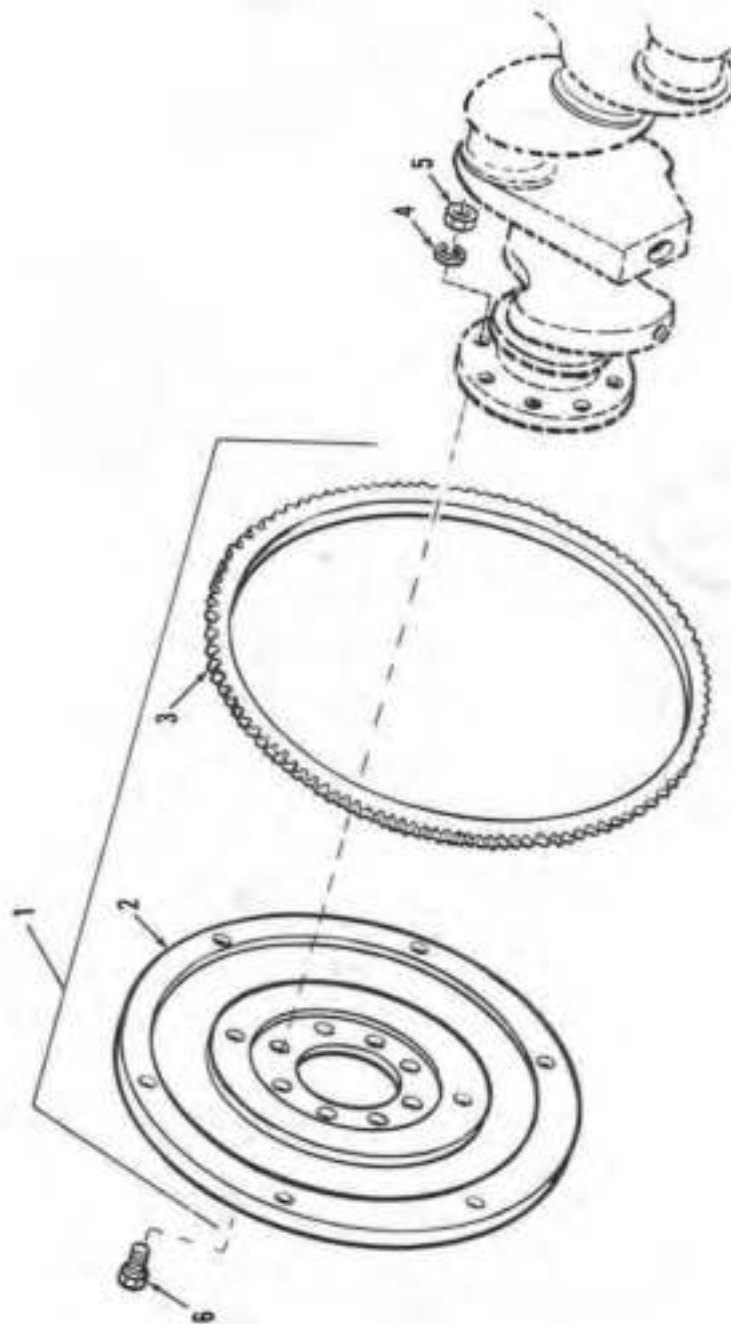
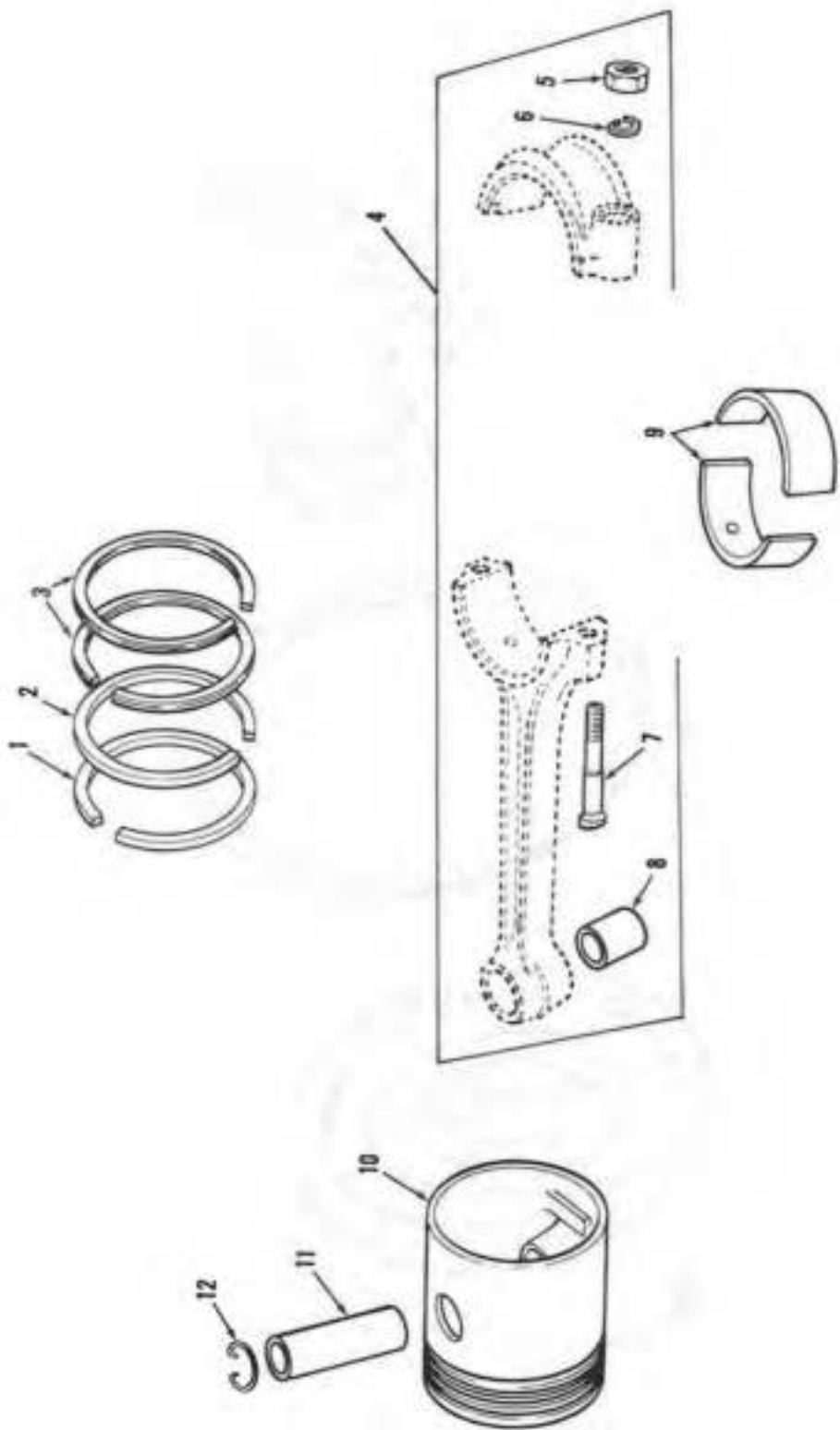


Figure 5. Flywheel



AT 40671

Figure 6. Pistons and Connecting Rods

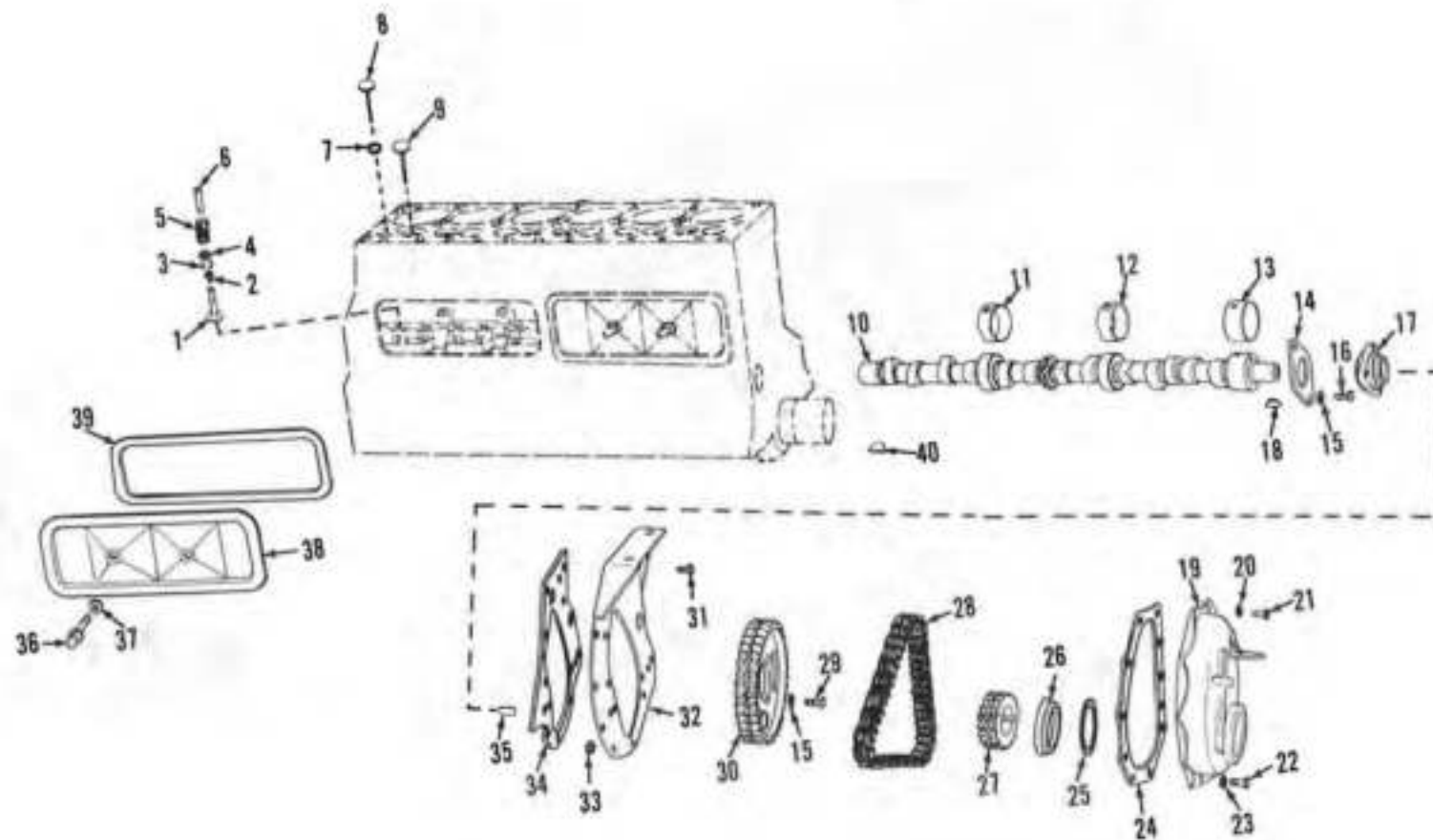


Figure 7. Camshaft, Valves, and Timing Chain

AT 40673

TM 9-2320-212-34P



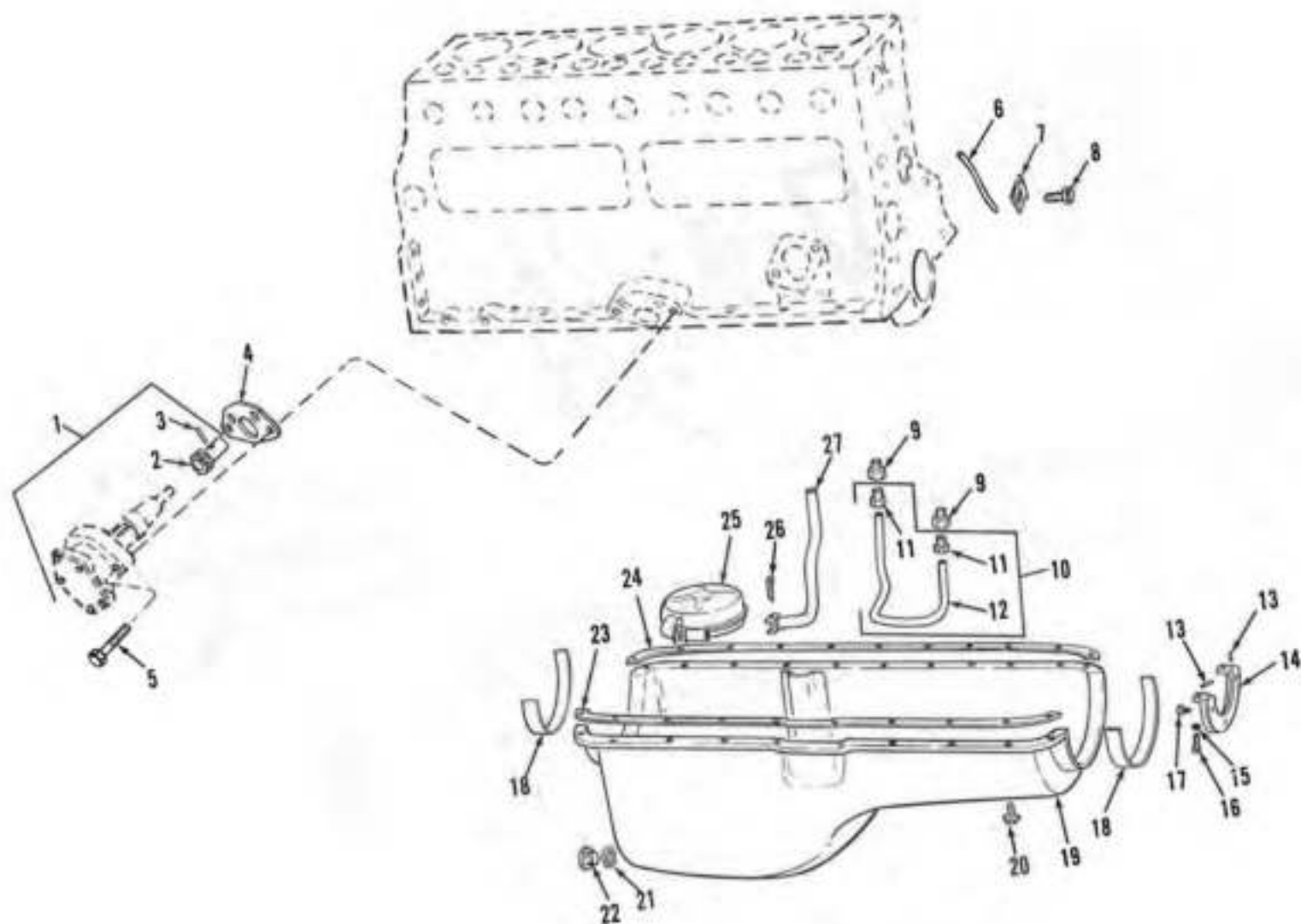


Figure 8. Oil Pan and Pump

AT 40674

AT 40675

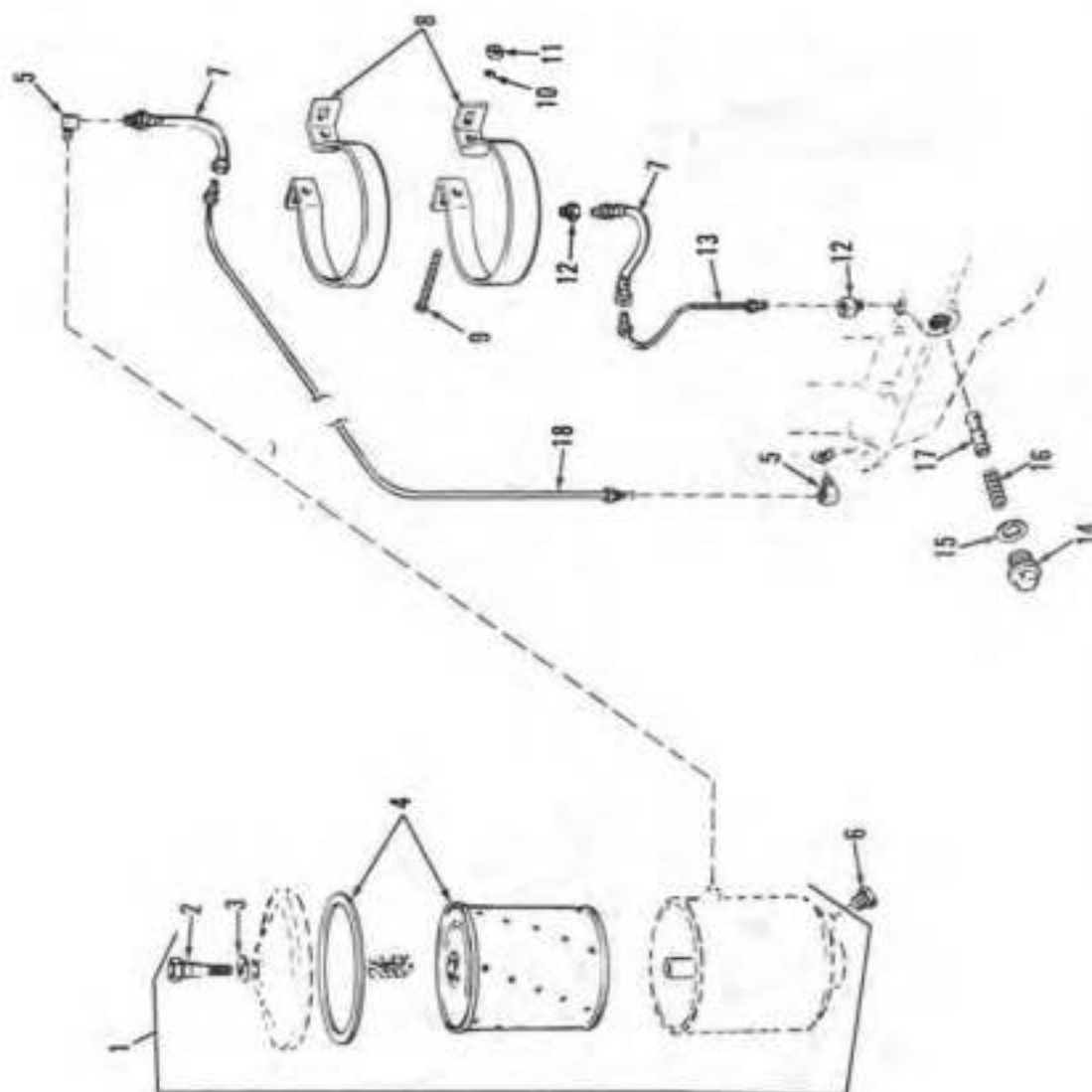


Figure 9, Oil Filter and Pressure Relief Valve

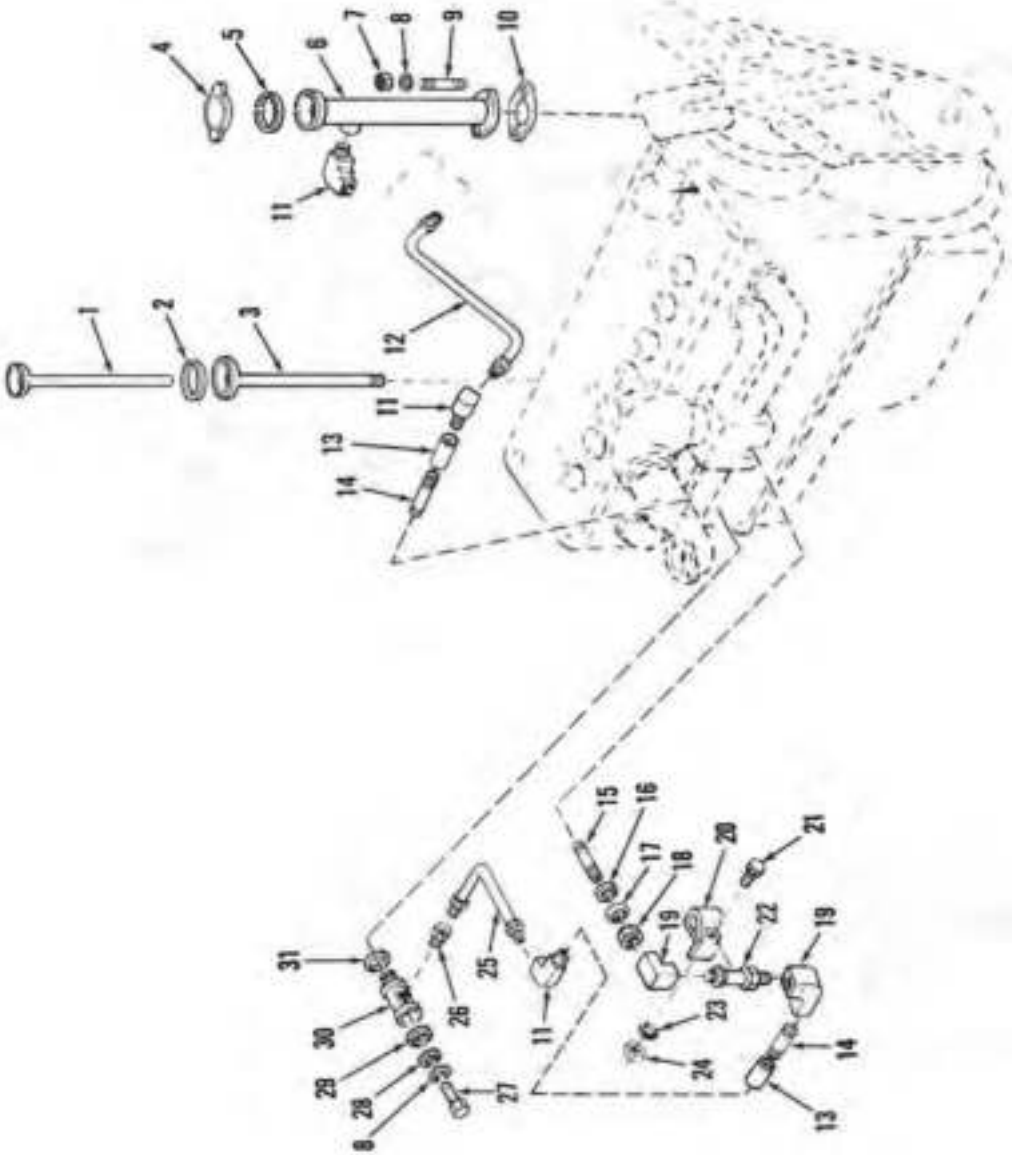


Figure 10. Crank Case Ventilation System

AT 40677

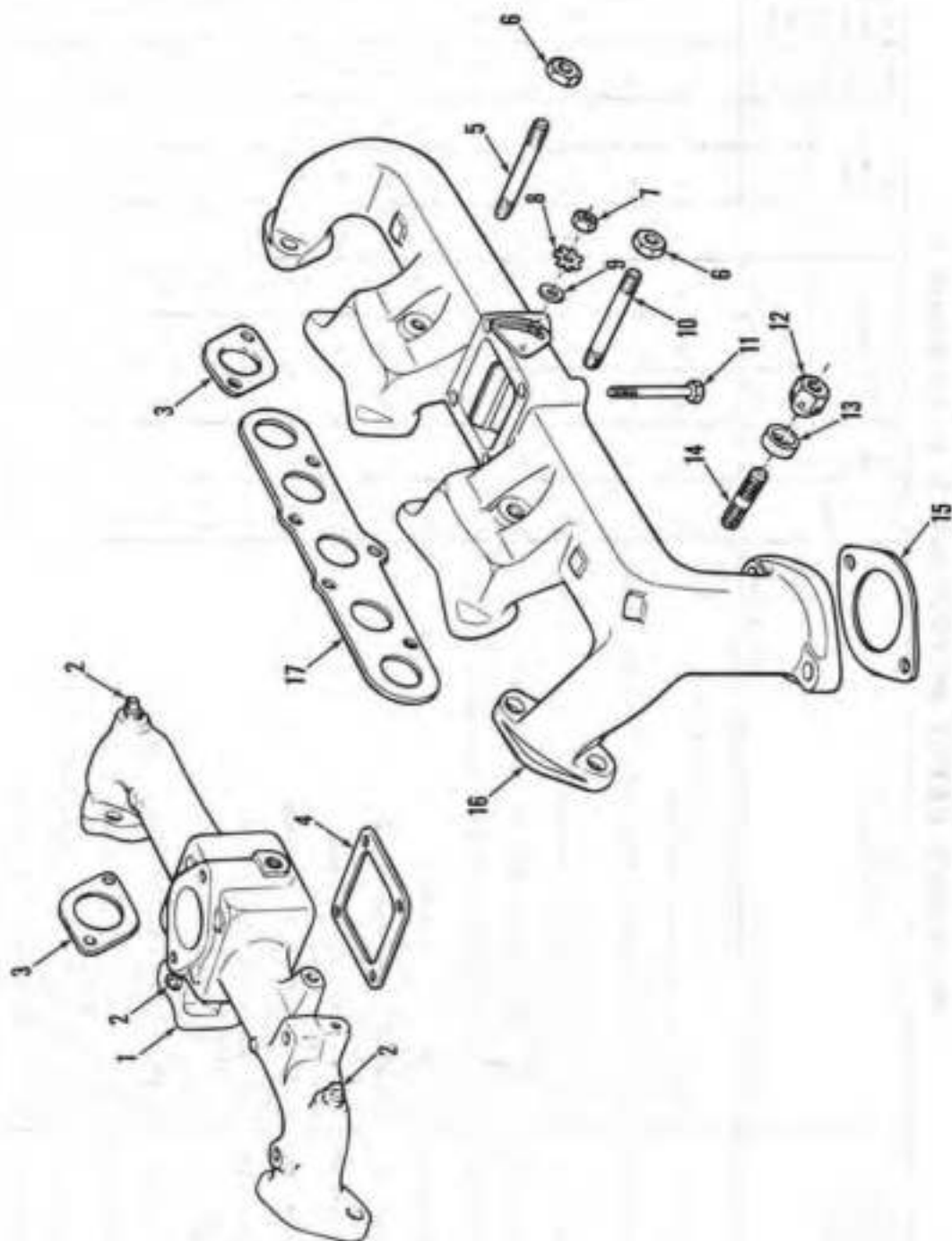


Figure 11. Engine Manifold

Section II.  
DIRECT SUPPORT AND GENERAL SUPPORT MAINTENANCE  
REPAIR PARTS LIST AND SPECIAL TOOLS LIST  
(INCLUDING DEPOT MAINTENANCE ALLOWANCES)

TM 9-2320-212-34

[illegible]



**Section II.**  
**DIRECT SUPPORT AND GENERAL SUPPORT MAINTENANCE**  
**REPAIR PARTS LIST AND SPECIAL TOOLS LIST**  
**(INCLUDING DEPOT MAINTENANCE ALLOWANCES)**

(1) SMR Code	(2) Federal Stock Number	(3) Description  Reference Number & Mfr. Code	(4) Unit of meas	(5) Qty inc. in unit	(6) 30-day DS maint allowance			(7) 30-day GS maint allowance			(8) 1-yr alt per 100 equip ent- recy	(9) Depot maint alt per 100 equip	(10) Illustration	
					(a)	(b)	(c)	(a)	(b)	(c)			(a) Figure No.	(b) Item No.
					1-20	21-30	31-999	1-20	21-30	31-999				
		0200--CLUTCH ASSEMBLY--Continued												
P-O	5310-637-9541	WASHER, LOCK: housing plate MS35338-46 (96906)	EA	2	*	*	*	*	*	*	*	*	12	19
P-O	2520-832-7902	PAN ASSEMBLY, CLUTCH HOUSING: with plug 8327902 (19207)	EA	1	*	*	*	*	*	*	*	*	12	20
P-O	4730-088-8665	PLUG, MACHINE THREAD: housing pan drain MS49005-10 (96906)	EA	1	*	*	*	*	*	*	*	*	12	21
P-O	2520-040-1939	GASKET: housing pan 8329974 (19207)	EA	1	*	*	*	*	*	*	*	*	12	22
		0202--CLUTCH RELEASE MECHANISM												
P-O	2520-770-7282	PEDAL: clutch 7707282 (19207)	EA	1	*	*	*	*	*	*	*	*	13	1
P-O	2520-454-3998	PAD, DRAFT: clutch pedal 7351174 (19207)	EA	1	*	*	*	*	*	*	*	*	13	2
P-O	3120-737-3659	BEARING, SLEEVE: pedal bracket 7373659 (19207)	EA	2	*	*	*	*	*	*	*	*	13	3
P-O	4730-050-4205	FITTING, LUBRICATION: pedal bracket MS15001-3 (96906)	EA	2	*	*	*	*	*	*	*	*	13	4
P-O	2520-737-3660	BRACKET: clutch pedal, with bearing assembly 7373660 (19207)	EA	1	*	*	*	*	*	*	*	*	13	5
P-O	2540-737-3668	SPACER, SLEEVE: pedal shaft 7373668 (19207)	EA	1	*	*	*	*	*	*	*	*	13	6
P-O	2520-737-3667	SHAFT: clutch pedal 7373667 (19207)	EA	1	*	*	*	*	*	*	*	*	13	7
P-O	5310-637-9541	WASHER, LOCK: adjusting collar MS35338-46 (96906)	EA	4	*	*	*	*	*	*	*	*	13	8
P-O	5310-732-0559	NUT, HEXAGON: release lever MS51968-8 (96906)	EA	1	*	*	*	*	*	*	*	*	13	9
P-O	5315-616-5522	KEY, WOODRUFF: pedal shaft MS35756-12 (96906)	EA	2	*	*	*	*	*	*	*	*	13	10
P-O	2520-737-3664	LEVER, REMOTE CONTROL: clutch release 7373664 (19207)	EA	1	*	*	*	*	*	*	*	*	13	11
P-O	2040-376-8205	PIN, COTTER: connecting link 103373 (12204)	EA	2	*	*	*	*	*	*	*	*	13	12
P-O	2520-737-3666	CONNECTING LINK, RIGID: 7373666 (19207)	EA	1	*	*	*	*	*	*	*	*	13	13

TM 9-2320-212-34P

## 30

TM 9-2320-212-14 P

[illegible]

AT 40678

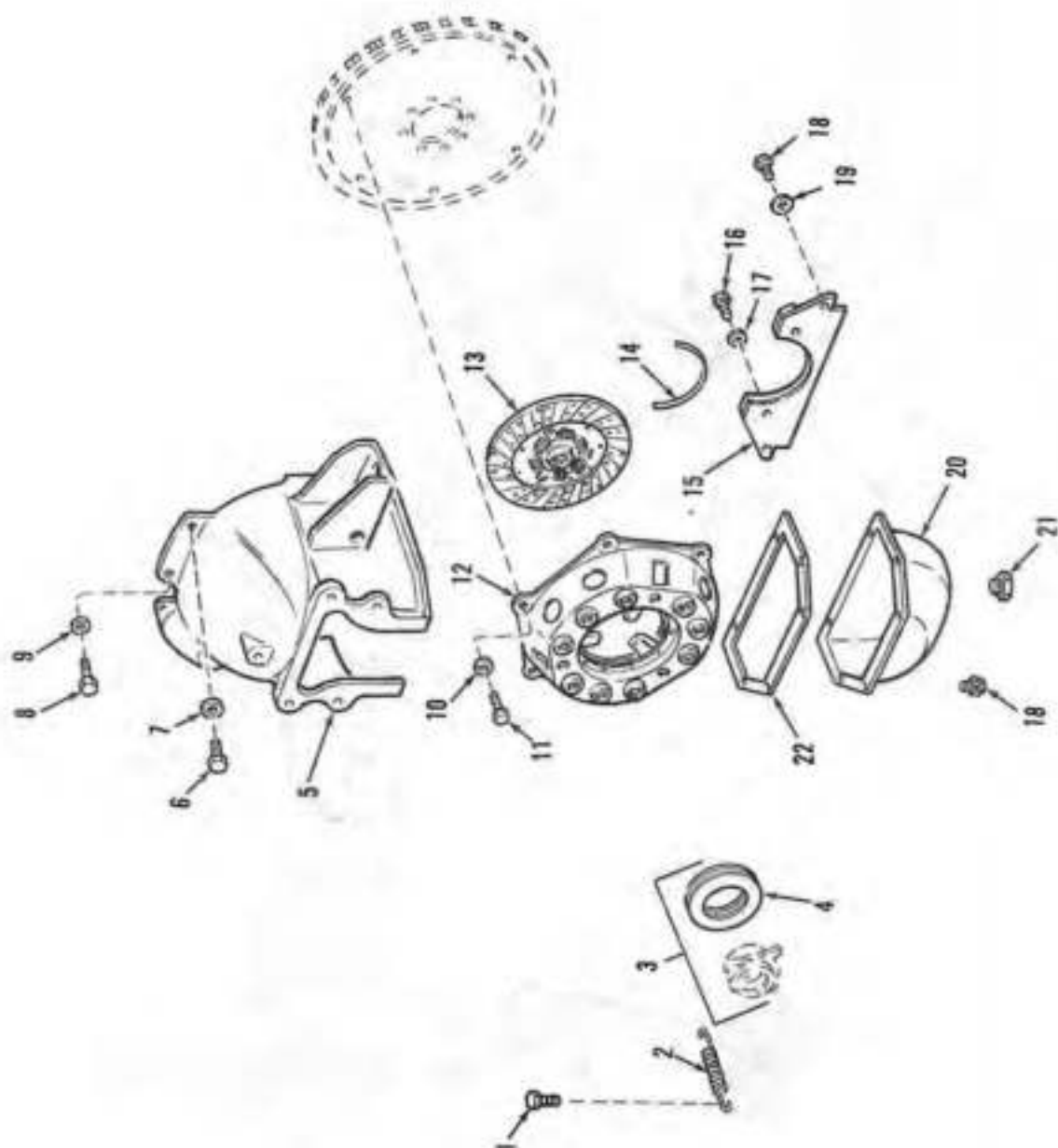


Figure 12. Clutch Plate and Housing

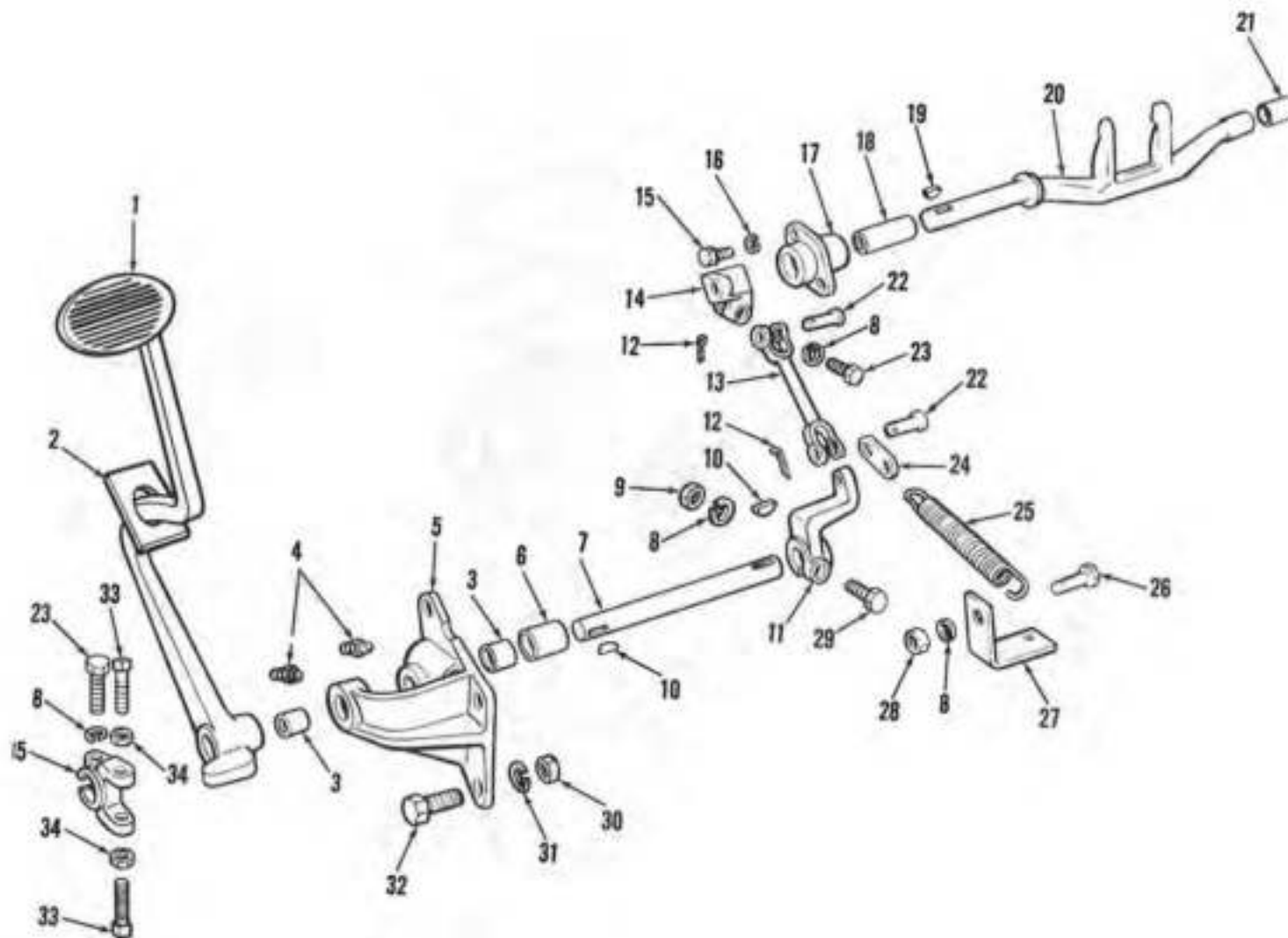


Figure 13. Clutch Release Mechanism

AT 40679

**Section II.**  
**DIRECT SUPPORT AND GENERAL SUPPORT MAINTENANCE**  
**REPAIR PARTS LIST AND SPECIAL TOOLS LIST**  
**(INCLUDING DEPOT MAINTENANCE ALLOWANCES)**

(1) SML Code	(2) Federal Stock Number	(3) Description  Reference Number & Mfr. Code	(4) Unit of meas	(5) Qty. inc. in unit	(6) 30-day D5 maint allowance			(7) 30-day G8 maint allowance			(8) 1-yr shs per 100 equip- ent- ary	(9) Depot maint shs per 100 equip	(10) Illustration	
					(a)	(b)	(c)	(a)	(b)	(c)			(a) Figure No.	(b) Item No.
					1-20	21-50	51-100	1-20	21-50	51-100				
		0202—CLUTCH RELEASE MECHANISM—Continued												
P-O	5310-732-0560	NUT, HEXAGON: pedal bracket MS51968-14 (96906)	EA	3	*	*	*	*	*	*	*	*	13	30
P-O	5310-584-5272	WASHER, LOCK: pedal bracket MS35338-48 (96906)	EA	3	*	*	*	*	*	*	*	*	13	31
P-O	5305-725-4183	SCREW, CAP: pedal bracket MS99726-113 (96906)	EA	3	*	*	*	*	*	*	*	*	13	32
P-O	5305-012-6048	SETSCREW: adjusting collar FFS 210 (81348)	EA	3	*	*	*	*	*	*	*	*	13	33
P-O	5310-761-0654	NUT, HEXAGON: adjusting collar setscrew MS51967-9 (96906)	EA	3	*	*	*	*	*	*	*	*	13	34
X2-O		COLLAR, ADJUSTING: clutch pedal 7351171 (19207)	EA	1	*	*	*	*	*	*	*	*	13	35
		GROUP 03—FUEL SYSTEM												
		0301—CARBURETOR												
P-O-R	2910-096-6169	CARBURETOR, ASSEMBLY: (Carter model ETW1) 7001053 (19207)	EA	1	*	*	*	*	*	*	*	*	14	1
P-F	5330-495-1757	SEAL: dust 1117474 (12204)	EA	1	*	*	*	*	*	*	*	*	14	2
P-F	2910-700-1068	BODY: choke valve 7001068 (19207)	EA	1	*	*	*	*	*	*	*	*	14	3
P-F	5305-358-5375	SCREW, ASSEMBLED LOCKWASHER: 7378115 (19207)	EA	5	*	*	*	*	*	*	*	*	14	4
P-F	2910-495-1728	LEVER, CHOKE CONTROL: with shaft, assembly 7705730 (19207)	EA	1	*	*	*	*	*	*	*	*	14	7
P-F	2910-358-4407	BRACKET: choke tube assembly 865973 (12603)	EA	1	*	*	*	*	*	*	*	*	14	8
P-F	5305-145-0230	SCREW, ASSEMBLED LOCKWASHER: 7343368 (19207)	EA	2	*	*	*	*	*	*	*	*	14	9
P-F	2910-737-8079	PLATE: choke valve assembly 7378079	EA	1	*	*	*	*	*	*	*	*	14	11
P-F	5305-059-8248	SCREW, MACHINE: choke plate MS35214-23 (96906)	EA	2	*	*	*	*	*	*	*	*	14	12
P-F	5310-013-1044	WASHER, LOCK: choke plate 131044 (12204)	EA	2	*	*	*	*	*	*	*	*	14	13

## 57

100

10



**Section II.**  
**DIRECT SUPPORT AND GENERAL SUPPORT MAINTENANCE**  
**REPAIR PARTS LIST AND SPECIAL TOOLS LIST**  
**(INCLUDING DEPOT MAINTENANCE ALLOWANCES)**

(1) SMR Code	(2) Federal Stock Number	(3) Description  Reference Number & Mfr. Code	(4) Unit of meas	(5) Qty req. in unit	(6) 30-day DS maint allowance			(7) 30-day GS maint allowance			(8) 1-yr aw per 100 equip cost- \$C4	(9) Depot maint aw per 100 equip	(10) Illustration	
					(a)	(b)	(c)	(a)	(b)	(c)			(a)	(b)
					1-DS	21-DS	51-DS	1-GS	21-GS	51-GS			Figure No.	Item No.
		0301—CARBURETOR—Continued												
P-F	5365-145-0244	RING PUMP RETAINER 5346739 (19207)	EA	1	*	*	*	*	*	*			14	35
X1		TUBE CAR. IDLE ORIFICE 123-475 (71500)	EA	1	*	*	*	*	*	*			14	36
P-F	2910-735-1066	JET STEP UP 7351066 (19207)	EA	1	*	*	*	*	*	*			14	37
P-F	3110-038-5033	BALL BEARING MS19070-20 (96906)	EA	1	*	*	*	*	*	*			14	38
X1		PISTON STEP UP 7702656 (19207)	EA	1	*	*	*	*	*	*			14	40
P-O	5330-366-6529	GASKET MOUNTING CARBURETOR 7411773 (19207)	EA	1	*	*	*	*	*	*			14	41
P-F	2910-737-8122	GASKET BODY FLANGE 7378122 (19207)	EA	1	*	*	*	*	*	*			14	45
X1		PLUG THROTTLE BODY 5312057 (19207)	EA	1	*	*	*	*	*	*			14	46
X1		WIRE, LOCKING CAR 76-34 (71500)	EA	1	*	*	*	*	*	*				
X1		WASHER, LOCK CAR 86-11 (71500)	EA	3	*	*	*	*	*	*				
X1		PLUG 697704 (12204)	EA	1	*	*	*	*	*	*				
P-F	2910-366-6569	PLUG 7324058 (19207)	EA	1	*	*	*	*	*	*				
P-F	2910-495-1695	GASKET 7378121 (19207)	EA	1	*	*	*	*	*	*				
X1		PLUG 11B79 (71500)	EA	1	*	*	*	*	*	*				
P-F	5330-700-1054	GASKET AIR HORN 700154 (19207)	EA	1	*	*	*	*	*	*				
P-F	2910-366-6551	SPRING: CARBURETOR 61-84 (71500)	EA	1	*	*	*	*	*	*			14	47
P-F	2910-335-6540	SCREW: CARBURETOR 30A44 (71500)	EA	1	*	*	*	*	*	*			14	48
P-F	5330-040-1957	GASKET SET: carburetor 8332555 (19207)	EA	1	*	*	*	*	*	*	*	*		
		Consisting of:												
X1		GASKET MAIN VENT 7324056 (19207)	EA	1	*	*	*	*	*	*			14	6
P-F	5330-358-5687	GASKET STEP UP PISTON 651185 (12204)	EA	1	*	*	*	*	*	*			14	21
X1		WASHER FLAT 20-26 (71500)	EA	1	*	*	*	*	*	*			14	23
P-F	5310-145-0224	GASKET NEEDLE VALVE 7378053 (19207)	EA	1	*	*	*	*	*	*			14	24
P-O	5330-366-6529	GASKET MOUNTING CARBURETOR 7411773 (19207)	EA	1	*	*	*	*	*	*			14	41
P-F	5330-737-8122	GASKET BODY FLANGE 7378122 (19207)	EA	1	*	*	*	*	*	*			19	2
P-F	2910-495-1695	GASKET 7378121 (19207)	EA	1	*	*	*	*	*	*				
P-F	5330-700-1054	GASKET AIR 7001054 (19207)	EA	1	*	*	*	*	*	*				
		0302—FUEL PUMP												
P-O	2910-735-1345	PUMP, FUEL, ASSEMBLY: with gasket 8329205 (19207)	EA	1	*	*	*	*	*	*	*	*	15	1
P-O	5306-770-5739	BOLT, SHOULDERED: fuel pump 7705739 (19207)	EA	2	*	*	*	*	*	*	*	*	15	2
P-O	5310-407-9566	WASHER, LOCK: fuel pump MS35338-45 (96906)	EA	2	*	*	*	*	*	*	*	*	15	3
P-O	5330-040-1941	GASKET: fuel pump mounting 8330159 (19207)	EA	1	*	*	*	*	*	*	*	*	15	4

TM 9-2320-212-34P



**Section II.**  
**DIRECT SUPPORT AND GENERAL SUPPORT MAINTENANCE**  
**REPAIR PARTS LIST AND SPECIAL TOOLS LIST**  
**(INCLUDING DEPOT MAINTENANCE ALLOWANCES)**

(1) SMR Code	(2) Federal Stock Number	(3) Description  Reference Number & Mfr. Code	(4) Unit of meas.	(5) Qty. inc. in unit	(6) 30-day DS maint. allowance			(7) 30-day GS maint. allowance			(8) 1-yr slw per 100 equip cat- gry	(9) Depot maint slw per 100 equip	(10) Illustration	
					(a)	(b)	(c)	(a)	(b)	(c)			(a)	(b)
					1-20	21-50	51-100	1-20	21-50	51-100			Figure No.	Item No.
		0300—TANK, LINES, & FITTINGS—Continued												
P-O	2910-737-4911	STRAP, SUPPORTING: Lower fuel tank 7374911 (19207)	EA	2	*	*	*	*	*	*	*	*	17	3
P-O	2910-423-2730	GASKET: lower filler pipe to tank 7348979 (19207)	EA	1	*	*	*	*	*	*	*	*	17	4
P-O	2910-219-8942	PIPE, FILLER: lower 1190446 (12204)	EA	1	*	*	*	*	*	*	*	*	17	5
P-O	4730-278-2064	CLAMP, HOSE: fuel filler 7418450 (19207)	EA	2	*	*	*	*	*	*	*	*	17	6
P-O	2910-385-4172	HOSE, FILLER: pipe to tank 657624 (12204)	EA	1	*	*	*	*	*	*	*	*	17	7
X2		PIPE, FILLER: upper, with elbow assembly BA, BB, BC 7350363 (19207)	EA	1	*	*	*	*	*	*	*	*	17	8
P-O	2910-737-4900	PIPE, FILLER: upper, with elbow assembly 7374900 (19207)	EA	1	*	*	*	*	*	*	*	*	17	8
P-O	2910-423-2780	STRAINER: filler pipe, assembly 7374913 (19207)	EA	1	*	*	*	*	*	*	*	*	17	9
P-O	2910-141-9758	CAP, FUEL: tank filler pipe 8333722 (19207)	EA	1	*	*	*	*	*	*	*	*	17	10
P-O	4730-908-3195	CLAMP, HOSE: filler pipe vent hose MS35842-10 (96906)	EA	2	*	*	*	*	*	*	*	*	17	11
P-O	4720-670-6037	HOSE: filler pipe vent 10862173 (19207)	EA	1	*	*	*	*	*	*	*	*	17	12
P-O	5340-737-4910	TUBE ASSEMBLY: filler pipe vent 7374910 (19207)	EA	1	*	*	*	*	*	*	*	*	17	13
X2		COCK: shut-off 7975713 (19207)	EA	1	*	*	*	*	*	*	*	*	17	14
P-O	4730-278-3380	PLUG, PIPE: drain MS46005-10 (96906)	EA	1	*	*	*	*	*	*	*	*	17	15
P-O	5310-012-0383	WASHER: 120383 (12204)	EA	2	*	*	*	*	*	*	*	*	17	16
P-O	5310-012-0370	NUT: 120370 (12204)	EA	2	*	*	*	*	*	*	*	*	17	17
P-O		TUBE, ASSEMBLY, METAL: fuel line rear 1328216 (12204)	EA	1	*	*	*	*	*	*	*	*	18	1

TM 9-2320-212-34P

五

TM 9-2320-212-34 F

[illegible]

**Section II.**  
**DIRECT SUPPORT AND GENERAL SUPPORT MAINTENANCE**  
**REPAIR PARTS LIST AND SPECIAL TOOLS LIST**  
**(INCLUDING DEPOT MAINTENANCE ALLOWANCES)**

(1) SMR Code	(2) Federal Stock Number	(3) Description  Reference Number & Mfr. Code	(4) Unit of meas	(5) Qty req. in unit	(6) 30-day GS maint allowance			(7) 30-day GS maint allowance			(8) 1-yr slw per 100 equip est- 607	(9) Depot maint slw per 100 equip	(10) Illustration	
					(a)	(b)	(c)	(a)	(b)	(c)			(a)	(b)
					1-20	21-50	51-100	1-20	21-50	51-100			Figure No.	Item No.
		0300—TANK, LINES, & FITTINGS—Continued												
P-O	4730-277-7325	TEE, PIPE TO TUBE: fuel pump inlet and outlet 7351347 (19207)	EA	4	*	*	*	*	*	*	*	*	18	14
X2		LINE: fuel pump to carburetor 7346873 (19207)	EA	1	*	*	*	*	*	*	*	*	18	15
X2		LINE: fuel pump to manifold 1274913 (12204)	EA	1	*	*	*	*	*	*	*	*	18	16
M-O		LINE: vent, front 1272542 (12204)	EA	1	*	*	*	*	*	*	*	*	18	17
P-O	4730-014-2431	Fabricate from: NUT 1423431 (00000)	EA	2	*	*	*	*	*	*	*	*		
P-O	4710-350-9886	TUBE 58" Lg 44-T-5080-10 (80244)	FT	V	*	*	*	*	*	*	*	*		
P-O	4730-278-8885	COUPLING TUBE: fuel tank to air cleaner vent line 137412 (19207)	EA	2	*	*	*	*	*	*	*	*	18	18
X2		LINE: vent, intermediate 1272546 (12204)	EA	1	*	*	*	*	*	*	*	*	18	19
		BA,BB,BC, CG,JA,JB, GA,LA,DA, LA,HA CA,CB,CD, CE,MC,MD												
X2		LINE: vent, intermediate 1272544 (12204)	EA	1	*	*	*	*	*	*	*	*	18	19
X2		LINE: vent rear 1272548 (12204)	EA	1	*	*	*	*	*	*	*	*	18	20
		0308-ENGINE SPEED GOVERNOR												
P-F-R	2990-695-9230	GOVERNOR: with flange, assembly 7001067 (19207)	EA	1	*	*	*	*	*	*	*	*	19	1
X1		PLATE: throttle valve 7378056 (19207)	EA	1	*	*	*	*	*	*	*	*	19	3
P-F	5305-059-8249	SCREW, MACHINE: throttle valve plate 115574 (21450)	EA	2	*	*	*	*	*	*	*	*	19	4
P-F	2910-335-6540	SCREW: idle adjustment 7520904 (19207)	EA	1	*	*	*	*	*	*	*	*	19	6
P-F	2910-366-6551	SPRING: idle adjustment screw 645642 (12204)	EA	1	*	*	*	*	*	*	*	*	19	7
P-F	5310-637-9541	WASHER, LOCK: carburetor mounting screw MS35338-46 (96906)	EA	1	*	*	*	*	*	*	*	*	19	8

TM 9-2320-212-341

Section II.  
DIRECT SUPPORT AND GENERAL SUPPORT MAINTENANCE  
REPAIR PARTS LIST AND SPECIAL TOOLS LIST  
(INCLUDING DEPOT MAINTENANCE ALLOWANCES)

[illegible]

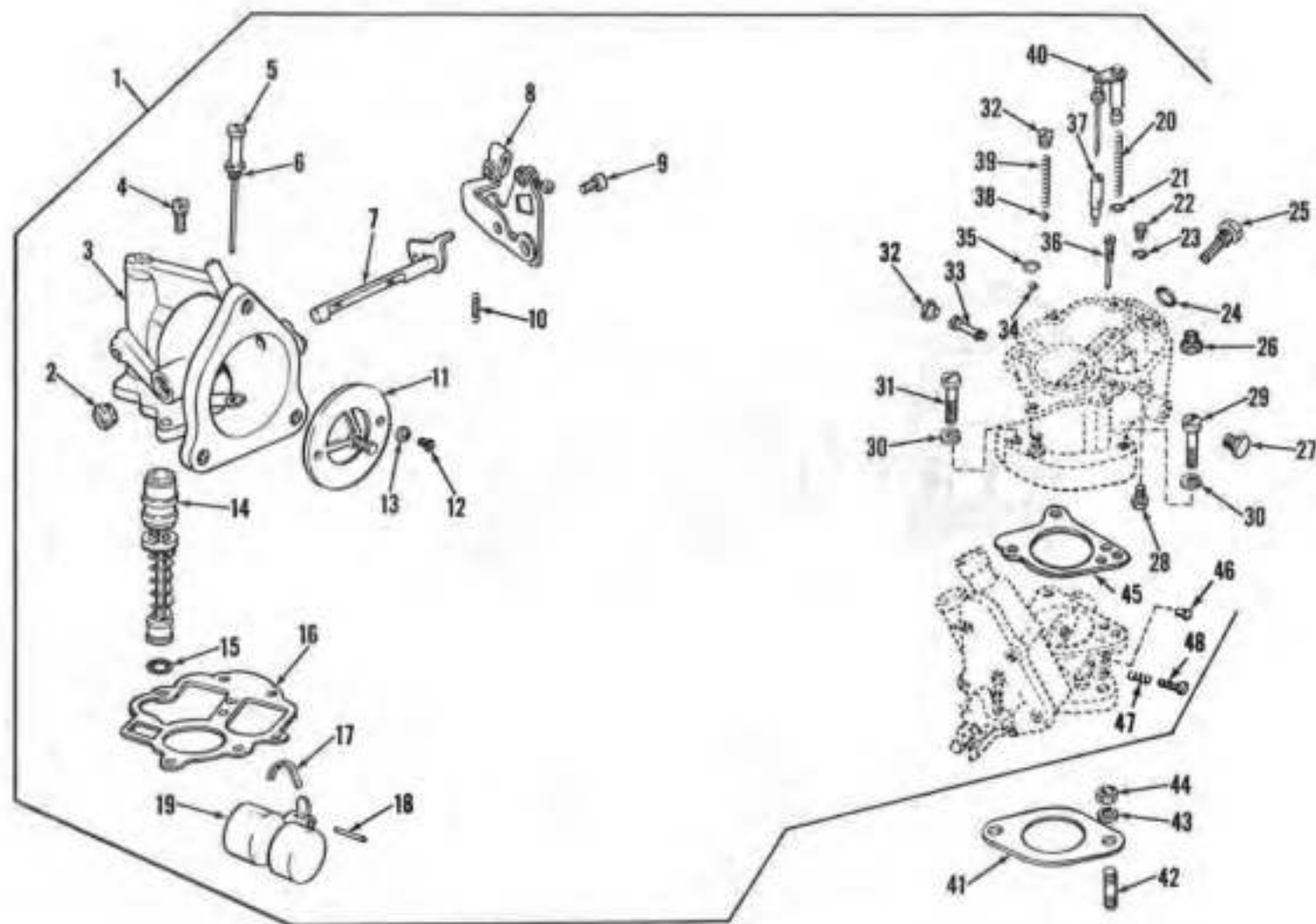


**Section II.**  
**DIRECT SUPPORT AND GENERAL SUPPORT MAINTENANCE**  
**REPAIR PARTS LIST AND SPECIAL TOOLS LIST**  
**(INCLUDING DEPOT MAINTENANCE ALLOWANCES)**

(1) SMR Code	(2) Federal Stock Number	(3) Description  Reference Number & Mfr. Code	(4) Unit of meas.	(5) Qty inc. in unit	(6) 30-day DS maint. allowance			(7) 30-day GS maint. allowance			(8) 1-yr allow per 100 equip cat- gory	(9) Depot maint allow per 100 equip	(10) Illustration	
					(a)	(b)	(c)	(a)	(b)	(c)			(a)	(b)
					1-20	21-50	51-100	1-20	21-50	51-100			Figure No.	Item No.
		0309-FUEL FILTER												
P-O	2910-696-0253	FILTER ASSEMBLY, FUEL: tank mounted 8331229 (19207)	EA	1	*	*	*	*	*	*	*	*	20	1
P-O	5330-741-3013	GASKET: cover plate 7413013 (19207)	EA	1	*	*	*	*	*	*	*	*	20	2
		0312-ACCELERATOR, THROTTLE AND CHOKE CONTROLS												
P-O	2590-318-0897	CONTROL ASSEMBLY, PUSH-PULL: throttle 8328025 (19207)	EA	1	*	*	*	*	*	*	*	*	21	1
P-O	2590-770-6200	CONTROL ASSEMBLY, PUSH-PULL: choke 7706200 (19207)	EA	1	*	*	*	*	*	*	*	*	21	2
P-O	5310-061-1258	WASHER, LOCK: throttle choke control MS45904-76 (96906)	EA	2	*	*	*	*	*	*	*	*	21	3
P-O	5310-975-2075	NUT, PLAIN, HEXAGON: throttle and choke control MS35691-21 (96906)	EA	2	*	*	*	*	*	*	*	*	21	4
P-O	2540-700-1055	ROD, THROTTLE CONTROL: bellcrank to carburetor 7001055 (19207)	EA	1	*	*	*	*	*	*	*	*	21	5
X2		BRACKET: throttle control 7351078 (19207)	EA	1	*	*	*	*	*	*	*	*	21	6
X2-O		BELLCRANK ASSEMBLY: throttle control with swivel 7351077 (19207)	EA	1	*	*	*	*	*	*	*	*	21	7
P-O	2540-735-1079	LEVER, THROTTLE CONTROL: with swivel 7351079 (19207)	EA	1	*	*	*	*	*	*	*	*	21	8
P-O	2590-735-1211	CONNECTING, LINK, RIGID: throttle return spring 7351211 (19207)	EA	1	*	*	*	*	*	*	*	*	21	9
P-O	2590-423-2616	SPRING, HELICAL COMPRESSION: shaft to throttle control bellcrank rod 7351081 (19207)	EA	1	*	*	*	*	*	*	*	*	21	10
P-O	5360-536-2617	SPRING, HELICAL EXTENSION: accelerator pedal return 7001073 (19207)	EA	1	*	*	*	*	*	*	*	*	21	11
P-O	5340-832-7929	EXTENSION, RETURN SPRING: accelerator pedal 8327929 (19207)	EA	1	*	*	*	*	*	*	*	*	21	12
P-O	2540-700-1055	ROD, ACCELERATOR SHAFT: throttle control 7001055 (19207)	EA	1	*	*	*	*	*	*	*	*	21	13
P-O	2540-770-6198	BRACKET, ACCELERATOR: with shaft 7706198 (19207)	EA	1	*	*	*	*	*	*	*	*	21	14
P-O	3040-770-6206	CONNECTING LINK, RIGID: accelerator shaft 7706206 (19207)	EA	1	*	*	*	*	*	*	*	*	21	15

**Section II.**  
**DIRECT SUPPORT AND GENERAL SUPPORT MAINTENANCE**  
**REPAIR PARTS LIST AND SPECIAL TOOLS LIST**  
**(INCLUDING DEPOT MAINTENANCE ALLOWANCES)**

(1) SMR Code	(2) Federal Stock Number	(3) Description  Reference Number & Mfr. Code      Usable On Code	(4) Unit of meas	(5) Qty inc. in unit	(6) 30-day DS maint allowance			(7) 30-day GS maint allowance			(8) 1-yr slw per 100 equip ent- gcy	(9) Depot maint slw per 100 equip	(10) Illustration	
					(a)	(b)	(c)	(a)	(b)	(c)			(a) Figure No.	(b) Item No.
		0312--ACCELERATOR, THROTTLE AND CHOKE CONTROLS--Continued												
P.O.	2910-734-9042	LEVER; accelerator cross shaft to bellcrank rod 7349042 (19207)	EA	1	*	*	*	*	*	*	*	*	21	16
P.O.	2540-770-6202	CONNECTING LINK, RIGID; accelerator bellcrank 7706202 (19207)	EA	1	*	*	*	*	*	*	*	*	21	17
P.O.	2910-770-6199	BRACKET, ACCELERATOR; bellcrank 7706199 (19207)	EA	1	*	*	*	*	*	*	*	*	21	18
P.O.	2910-757-2627	LEVER, ACCELERATOR; bellcrank 7372627 (19207)	EA	1	*	*	*	*	*	*	*	*	21	19



AT 40680

Figure 14. Carburetor

AT 40681

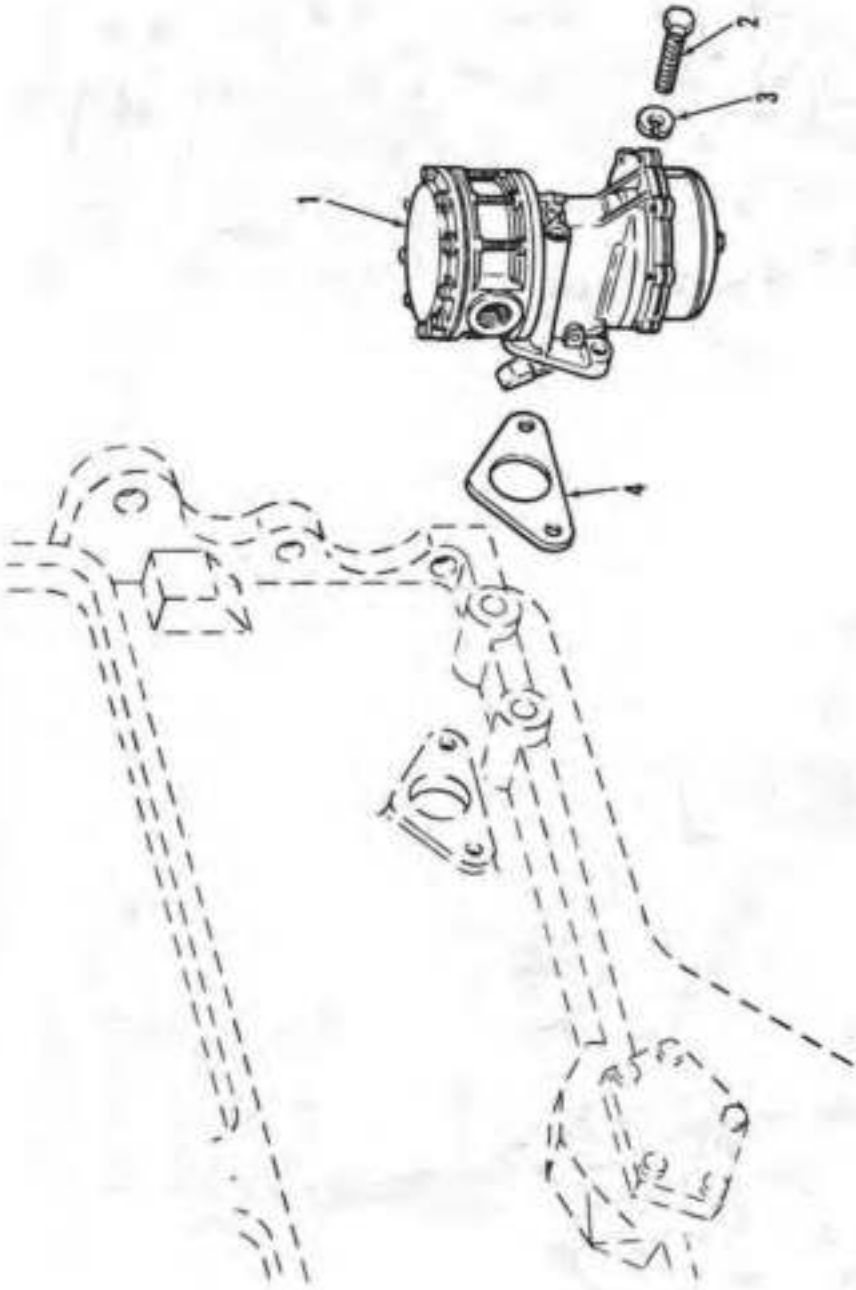


Figure 15. Fuel Pump

AT 40682

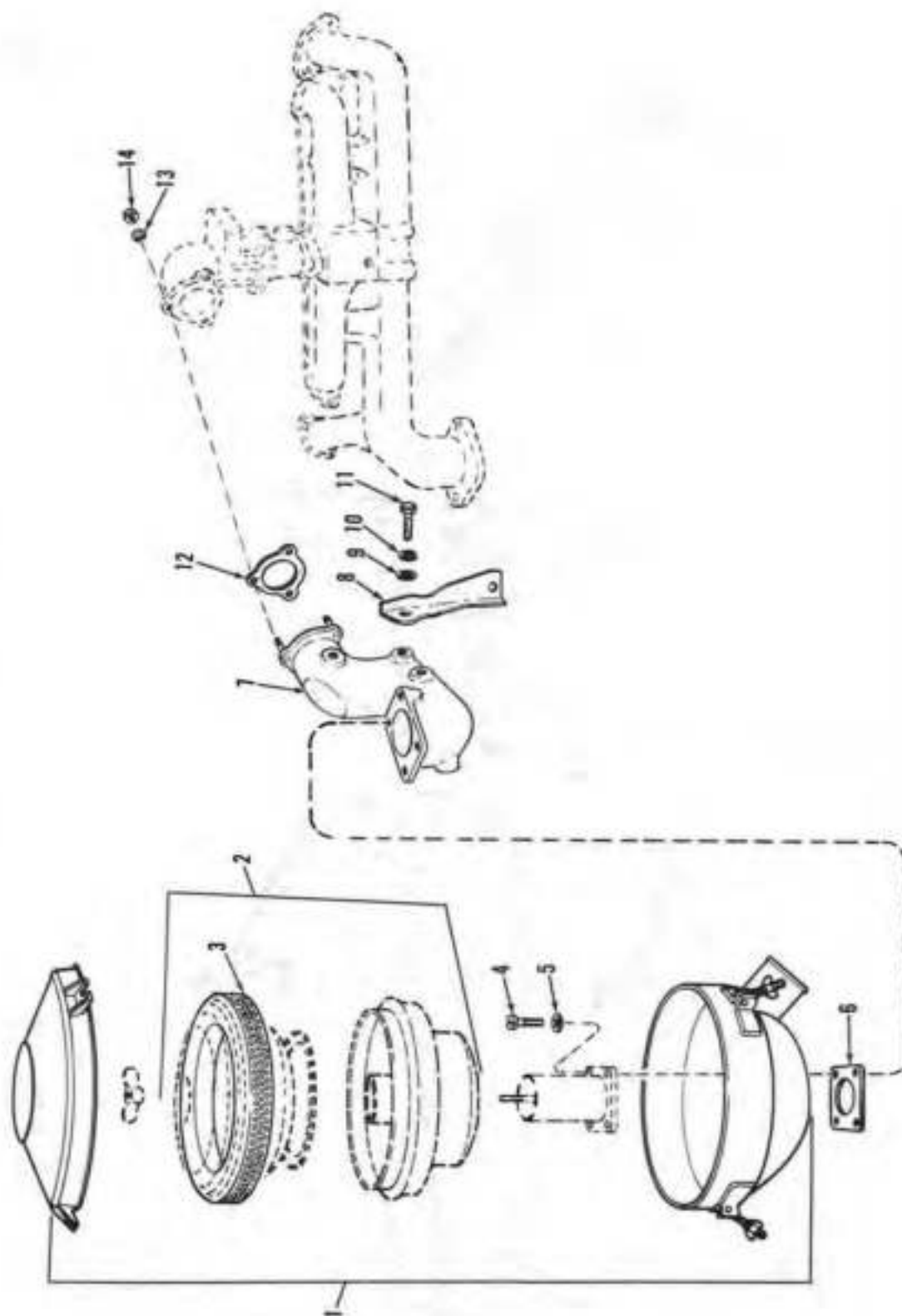


Figure 16. Air Cleaner

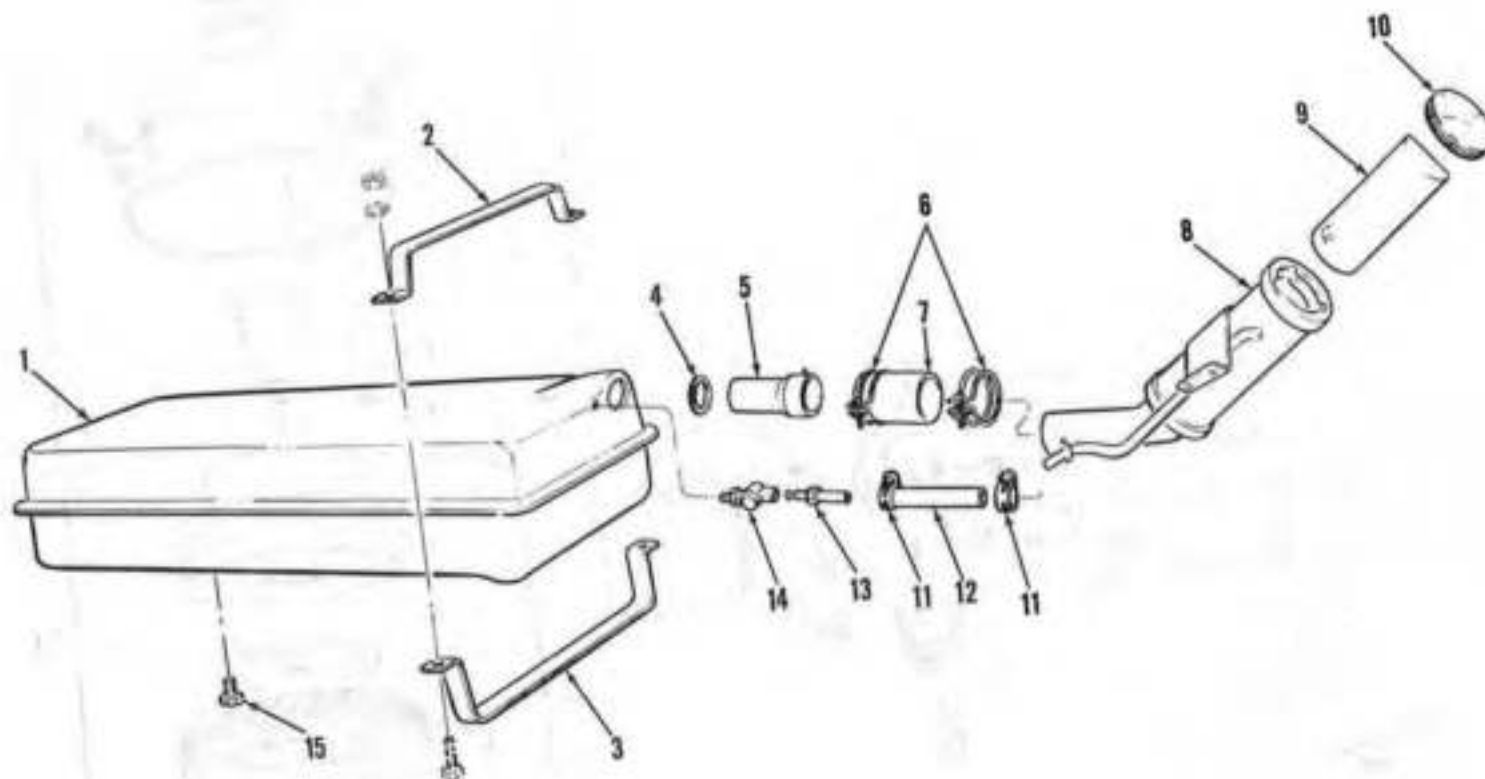


Figure 17. Fuel Tank and Filler Pipe

AT 40683



AT 40684

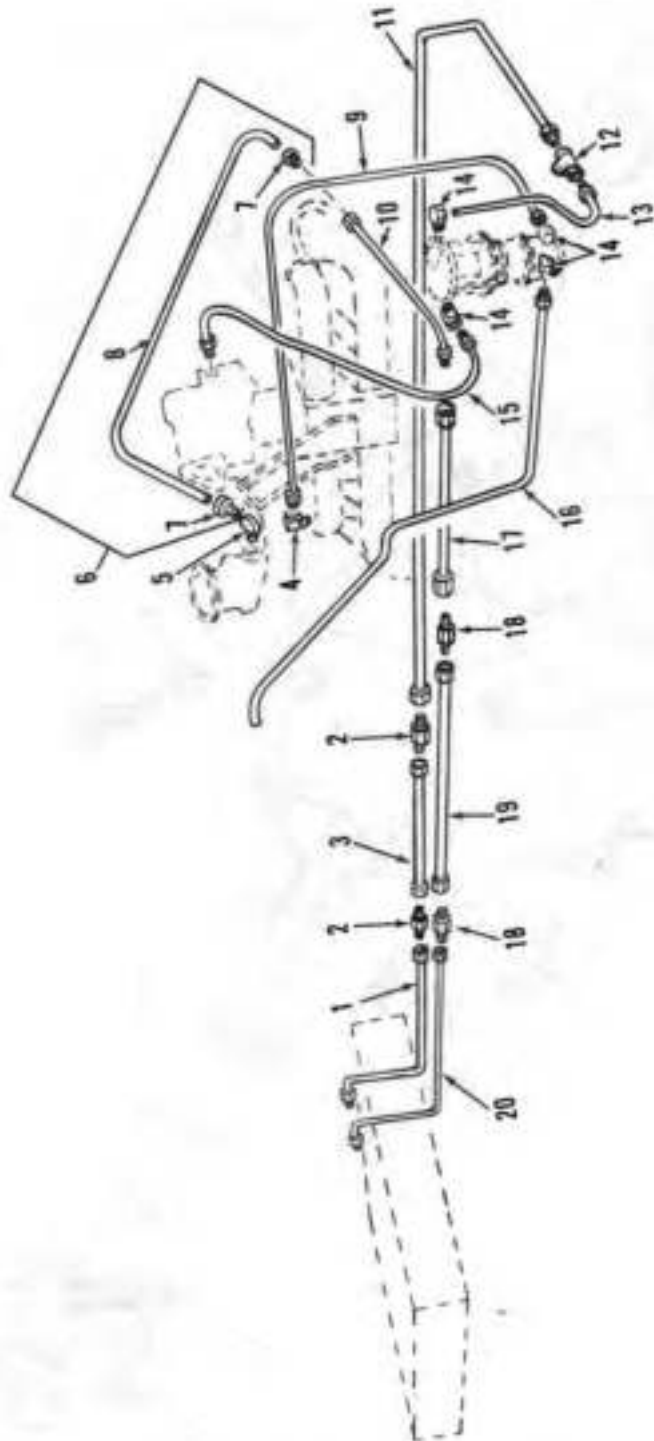


Figure 18. Fuel Lines and Fittings\*

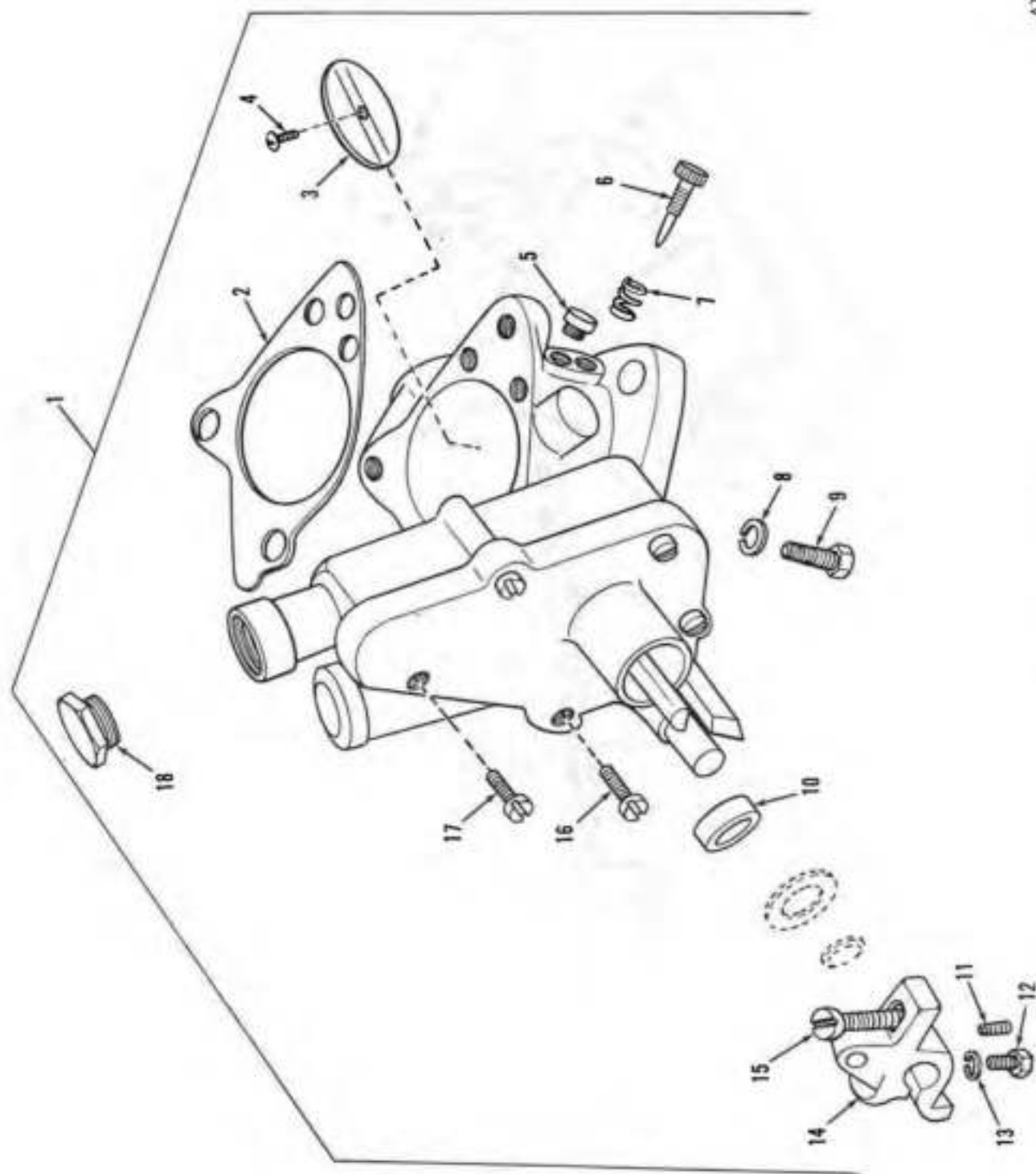


Figure 19. Governor Assembly

AT 40696

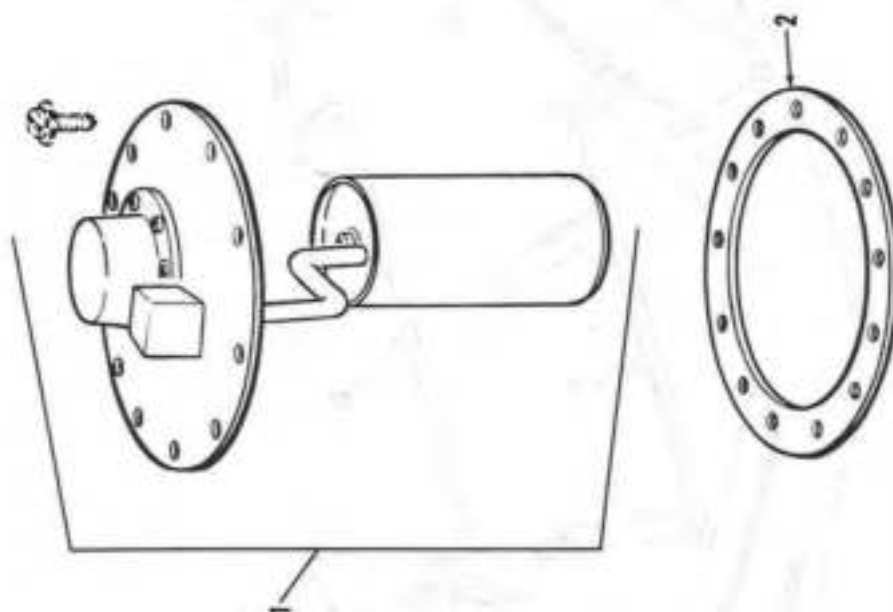


Figure 20. Fuel Filter

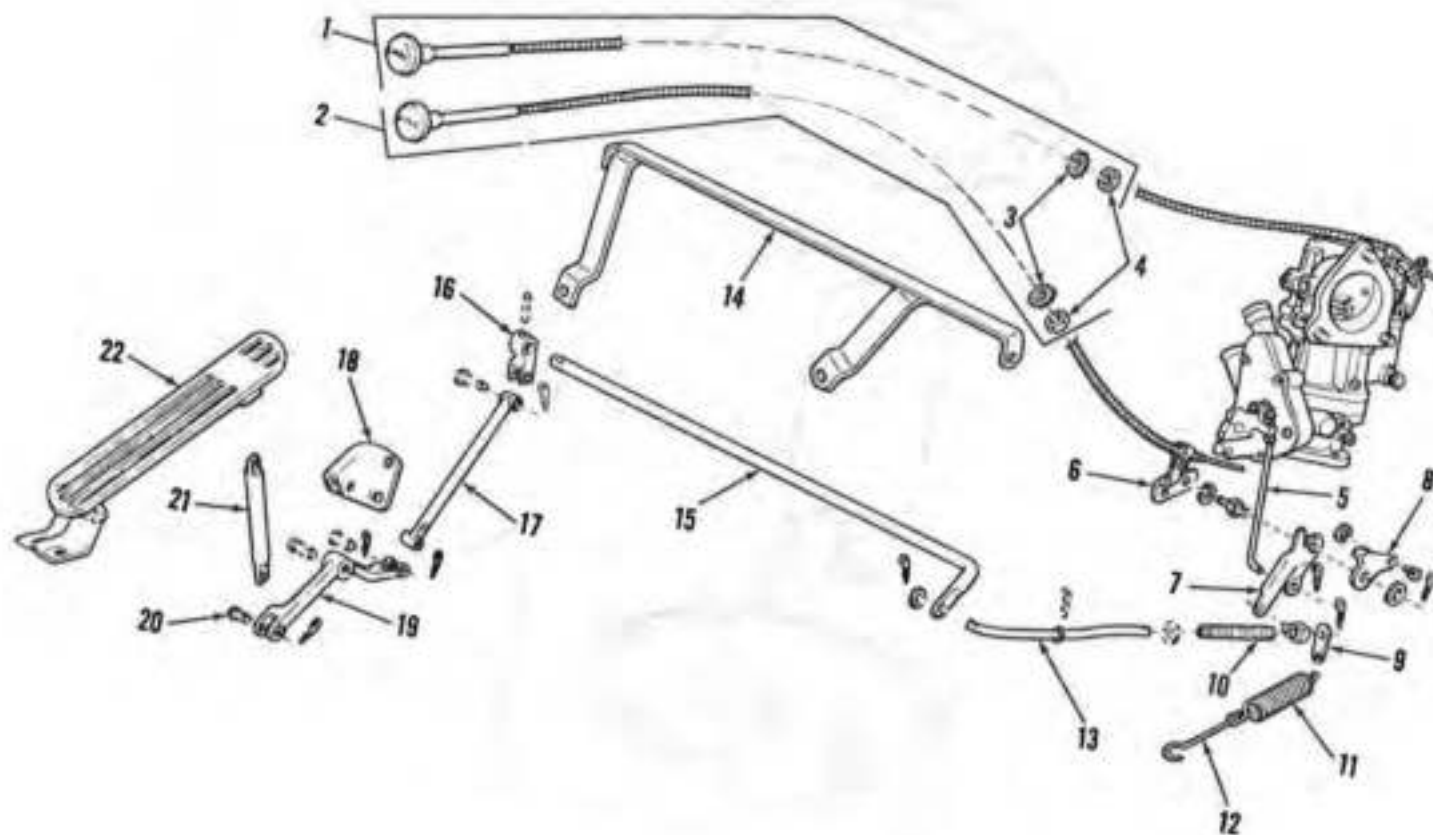


Figure 21, Accelerator, Throttle, and Choke Controls

AT 40687

**Section II.**  
**DIRECT SUPPORT AND GENERAL SUPPORT MAINTENANCE**  
**REPAIR PARTS LIST AND SPECIAL TOOLS LIST**  
**(INCLUDING DEPOT MAINTENANCE ALLOWANCES)**

(1) SMB Code	(2) Federal Stock Number	(3) Description  Reference Number & Mfr. Code	(4) Unit of meas	(5) Qty inc. in ord	(6) 30-day DS maint allowance			(7) 30-day GS maint allowance			(8) 1-yr slw per 100 equip enl- dry	(9) Depot maint slw per 100 equip	(10) Illustration	
					(a)	(b)	(c)	(a)	(b)	(c)			(a) Figure No.	(b) Item No.
					1-30	31-50	51-100	1-30	31-50	51-100				
		0312—ACCELERATOR, THROTTLE AND CHOKE CONTROLS—Continued												
P-O	5320-014-7406	PIN, CLEVIS: accelerator (21741 (47904)	EA	4	*	*	*	*	*	*	*	*	21	20
P-O	2540-770-6203	CONNECTING LINK, RIGID: pedal to bellcrank 7706203 (19207)	EA	1	*	*	*	*	*	*	*	*	21	21
P-O	2540-735-1349	PEDAL, ACCELERATOR: 7351349 (19207)	EA	1	*	*	*	*	*	*	*	*	21	22
P-O	5311-042-3044	PIN COTTER: MS24665-283 (96906)	EA	8	*	*	*	*	*	*	*	*	21	23
		GROUP 04-EXHAUST SYSTEM												
		0401-MUFFLER AND PIPES												
P-O	2990-040-1953	EXTENSION: tail pipe 1503451 (12204)	EA	1	*	*	*	*	*	*	*	*	22	1
P-O	5305-710-4191	SCREW, CAP: tail pipe MS90726-86 (96906)	EA	6	*	*	*	*	*	*	*	*	22	2
P-O	2990-705-6237	GASKET: flange, exhaust (Component of Gasket Sets FSN 2805-741-0947 and FSN 2805-700-5407) 7056237 (19207)	EA	3	*	*	*	*	*	*	*	*	22	3
P-O	5310-880-7745	NUT, HEXAGON: tail pipe MS51968-11 (96906)	EA	8	*	*	*	*	*	*	*	*	22	4
P-O	2990-737-3683	PIPE: exhaust 7373683 (19207)	EA	1	*	*	*	*	*	*	*	*	22	5
P-O	2990-741-2449	PIPE: exhaust 7412449 (19207)	EA	1	*	*	*	*	*	*	*	*	22	5
P-O	2990-798-0221	PIPE: exhaust 7980221 (19207)	EA	1	*	*	*	*	*	*	*	*	22	5
P-O	5340-285-1805	CLAMP: tail pipe exhaust 1273832 (12204)	EA	1	*	*	*	*	*	*	*	*	22	6
P-O	2510-622-3487	BRACKET: tail pipe 1273833 (12204)	EA	1	*	*	*	*	*	*	*	*	22	7
P-O	5985-933-5008	SCREW, CAP: tail pipe bracket 123499 (12204)	EA	6	*	*	*	*	*	*	*	*	22	8
P-O	5305-269-2803	SCREW, CAP: tail pipe bracket MS90726-60 (96906)	EA	1	*	*	*	*	*	*	*	*	22	9
P-O	5310-637-9541	WASHER, LOCK: tail pipe bracket MS35338-46 (96906)	EA	1	*	*	*	*	*	*	*	*	22	10

TM 9-2320-212-34 P

[illegible]



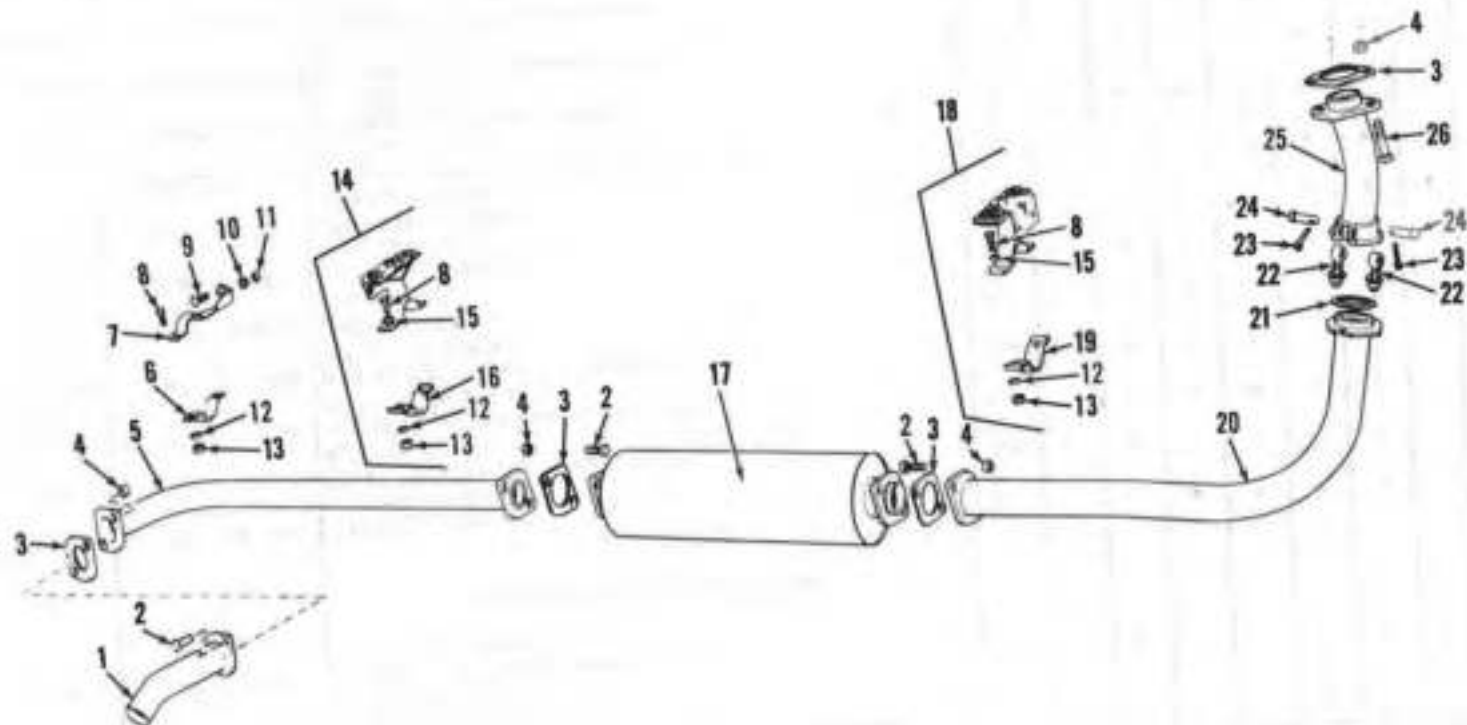


Figure 22. Muffler and Tailpipe

AT 40688

TM 9-2320-212-34F

[illegible]

**Section II.**  
**DIRECT SUPPORT AND GENERAL SUPPORT MAINTENANCE**  
**REPAIR PARTS LIST AND SPECIAL TOOLS LIST**  
**(INCLUDING DEPOT MAINTENANCE ALLOWANCES)**

(1) SMR Code	(2) Federal Stock Number	(3) Description  Reference Number & Mfr. Code	(4) Unit of meas	(5) Qty inc. in unit	(6) 30-day DS maint allowance			(7) 30-day GS maint allowance			(8) 1-yr allow per 100 equip ent- gry	(9) Depot maint allow per 100 equip	(10) Illustration	
					(a)	(b)	(c)	(a)	(b)	(c)			(a) Figure No.	(b) Item No.
					1-20	21-30	31-100	1-20	21-30	31-100				
		0501—RADIATOR—Continued												
P-O	2930-737-3691	BRACKET, SUPPORT: right 7373691 (19207)	EA	1	*	*	*	*	*	*	*	*	23	15
P-O	5305-269-2803	SCREW, CAP, HEXAGON: radiator support bracket MS90726-60 (96906)	EA	10	*	*	*	*	*	*	*	*	23	16
P-O	5310-637-9541	WASHER, LOCK: radiator support bracket MS35338-46 (96906)	EA	10	*	*	*	*	*	*	*	*	23	17
P-O	5310-080-6004	WASHER, FLAT: radiator support bracket MS15795-214 (96906)	EA	10	*	*	*	*	*	*	*	*	23	18
		0503—THERMOSTAT												
P-O	2930-770-6210	ELBOW, CYLINDER HEAD: water outlet 7706210 (19207)	EA	1	*	*	*	*	*	*	*	*	24	1
P-O	5305-269-3215	SCREW, CAP: cylinder head elbow MS90725-65 (96906)	EA	2	*	*	*	*	*	*	*	*	24	2
P-O	4730-908-3193	CLAMP, HOSE: water pump bypass MS35842-12 (96906)	EA	2	*	*	*	*	*	*	*	*	24	3
M-O		HOSE: water pump by-pass, 1½ inches long 869419 (12204)		1									24	4
		Fabricate from:												
P-O	4720-235-4125	HOSE, RUBBER: 673671 (58275)	FT	V	*	*	*	*	*	*	*	*		
P-O	4730-142-2175	CLAMP, HOSE: radiator inlet 105483 (21450)	EA	2	*	*	*	*	*	*	*	*	24	5
M-O		HOSE: radiator inlet, 10½ inches long 1320132 (12204)		1									24	6
		Fabricate from:												
P-O	4720-200-0632	HOSE: non-metallic: ZZH428 (81348)	FT	V	*	*	*	*	*	*	*	*		
P-O	4730-909-8627	CLAMP, HOSE: radiator outlet MS35842-3 (96906)	EA	4	*	*	*	*	*	*	*	*	24	7
M-O		HOSE: radiator outlet 7411830 (19207)	EA	2	*	*	*	*	*	*	*	*	24	8
		Fabricate from:												
P-O	4720-640-5439	HOSE, RUBBER: 1½ inches id 4 inches long 33-H-773 (80244)	FT	V	*	*	*	*	*	*	*	*		
P-O	2930-770-7281	TUBE, FORMED: radiator outlet 7707281 (19207)	EA	1	*	*	*	*	*	*	*	*	24	9

TM 9-2320-212-34P

## 64

TM 9-2320-2112-34 F

[illegible]

**Section II.**  
**DIRECT SUPPORT AND GENERAL SUPPORT MAINTENANCE**  
**REPAIR PARTS LIST AND SPECIAL TOOLS LIST**  
**(INCLUDING DEPOT MAINTENANCE ALLOWANCES)**

(1) SMR Code	(2) Federal Stock Number	(3) Description  Reference Number & Mfr. Code	(4) Unit of meas	(5) Qty inc. in unit	(6) 30-day DS maint allowance			(7) 30-day GS maint allowance			(8) 1-yr shw per 100 equip ent- @cy	(9) Depot maint shw per 100 equip	(10) Illustration	
					(a)	(b)	(c)	(a)	(b)	(c)			(a) Figure No.	(b) Item No.
					1-20	21-50	51-100	1-20	21-50	51-100				
		0503--THERMOSTAT--Continued												
P-O	2930-770-6194	SPACER, FAN HUB: 7706194 (19207)	EA	1	*	*	*	*	*	*	*	*	26	3
P-O	2930-200-1395	PULLEY, fan (4 grooves) 8699738 (19207)	EA	1	*	*	*	*	*	*	*	*	26	4
P-O	5310-407-9566	WASHER, LOCK: fan MS35338-45 (96906)	EA	4	*	*	*	*	*	*	*	*	26	5
P-O	5305-269-2803	SCREW, CAP: fan MS90726-60 (96906)	EA	4	*	*	*	*	*	*	*	*	26	6
		GROUP 06--ELECTRICAL SYSTEM												
		0601--GENERATOR												
P-O	2920-737-4869	ARM, ADJUSTING: belt tension 7374869 (19207)	EA	1	*	*	*	*	*	*	*	*	27	1

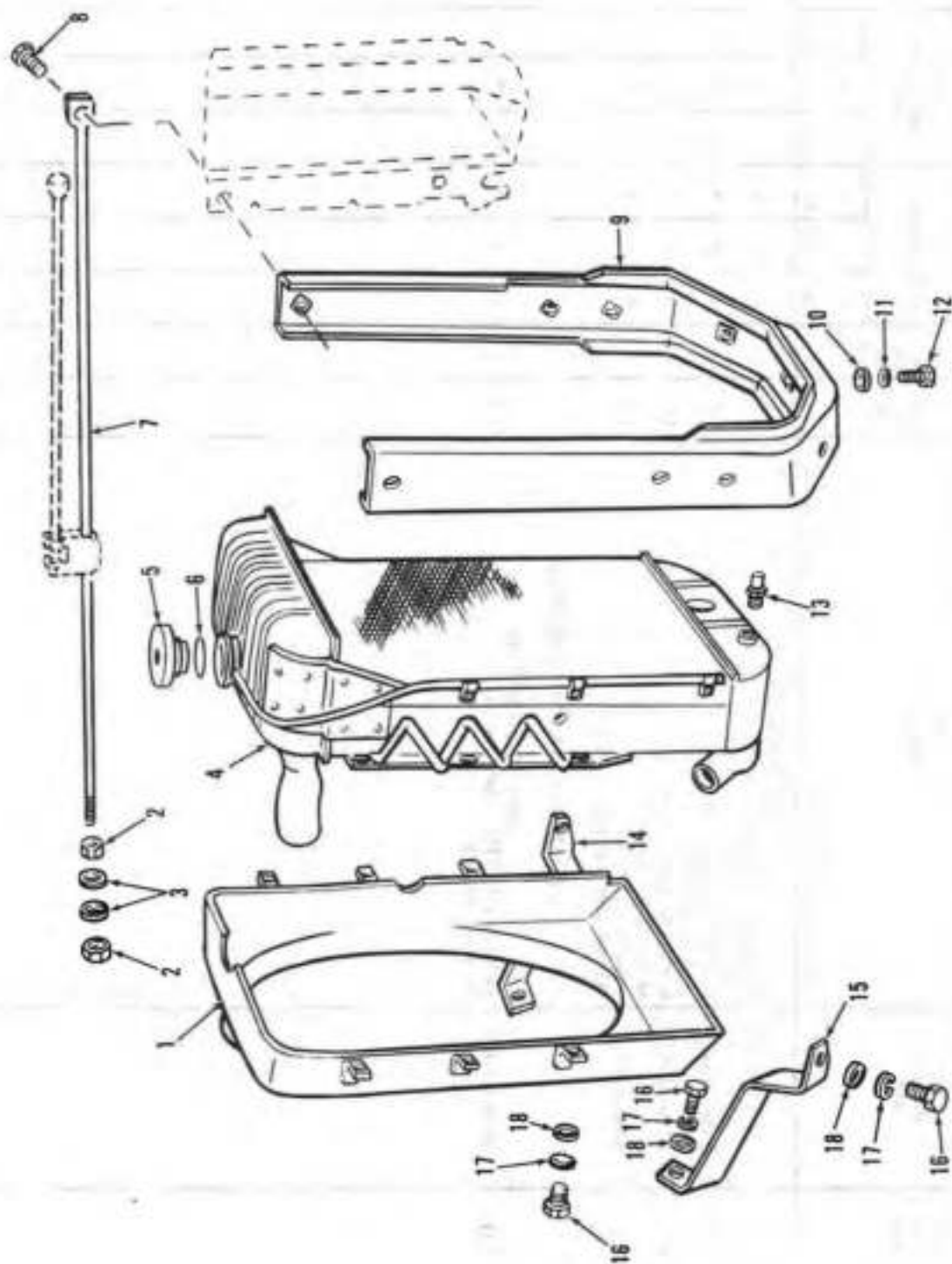


Figure 23. Radiator and Shroud



AT 40690

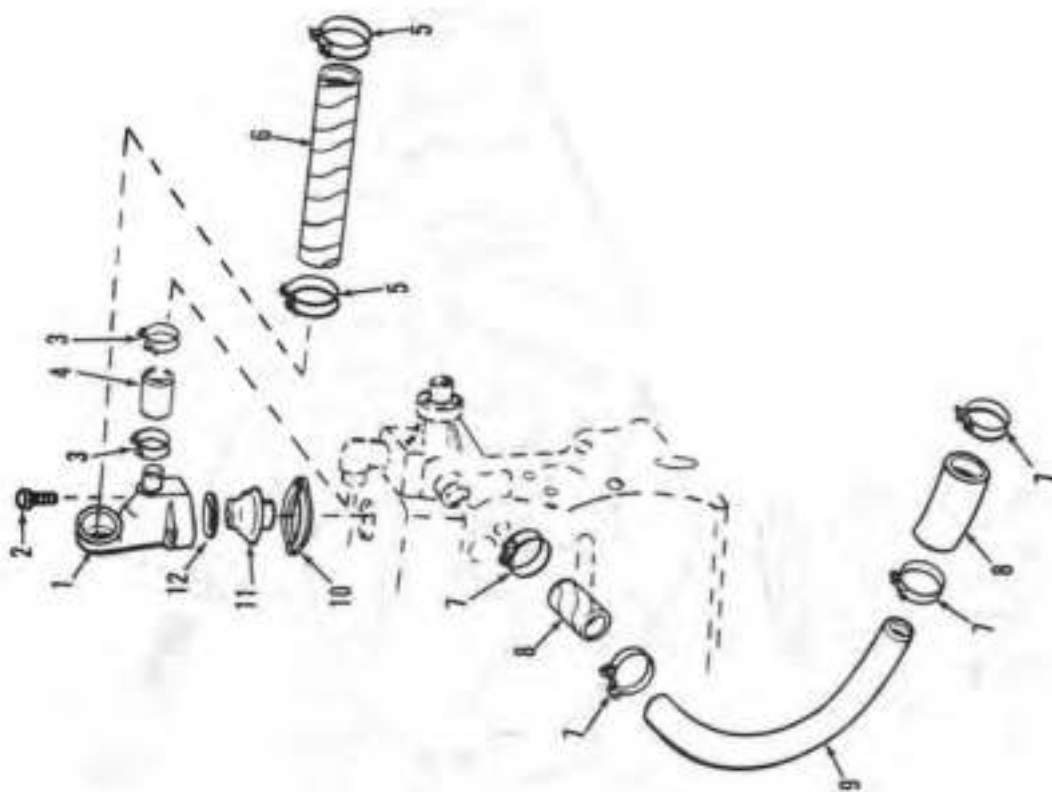


Figure 24. Thermostat and Hoses and Clamps

AT 40691

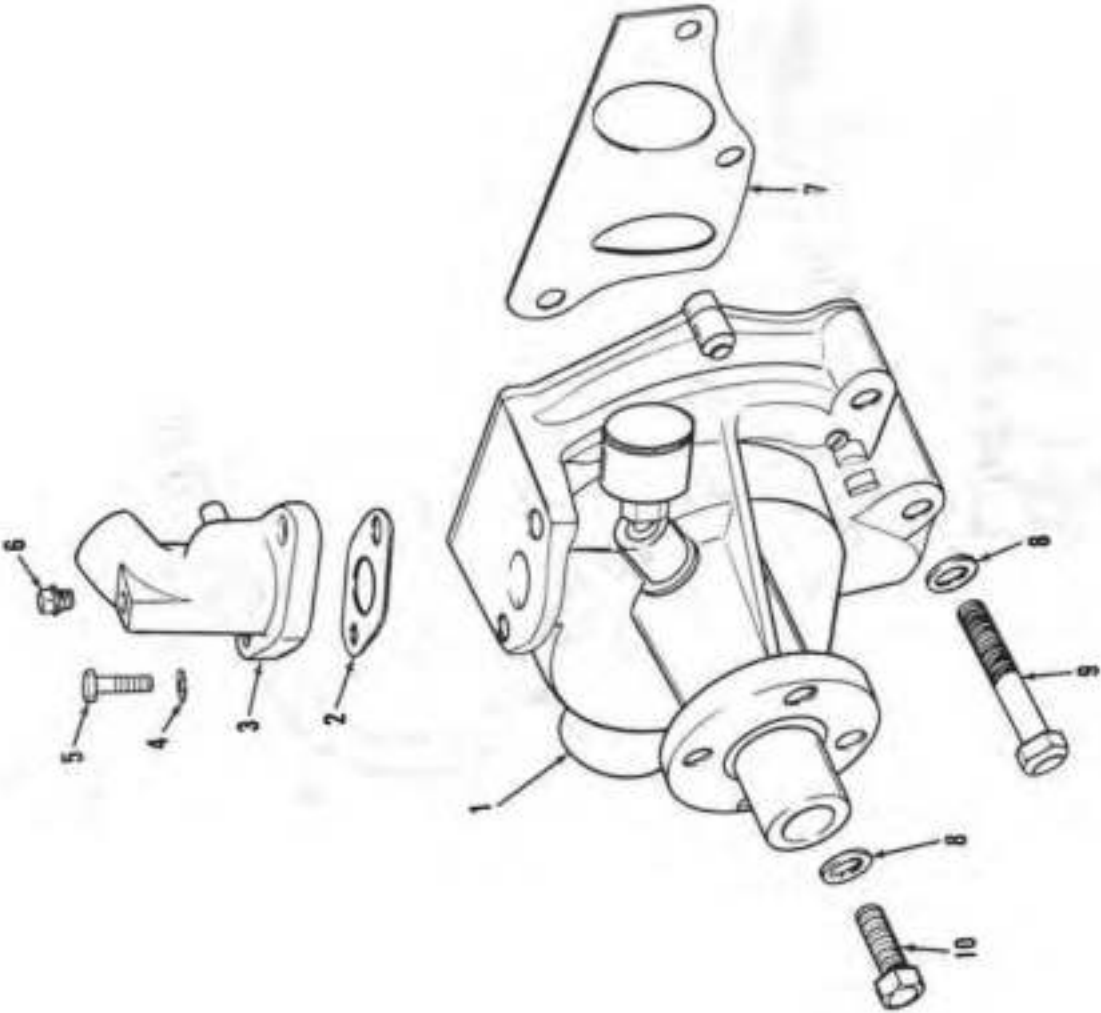


Figure 25. Water Pump

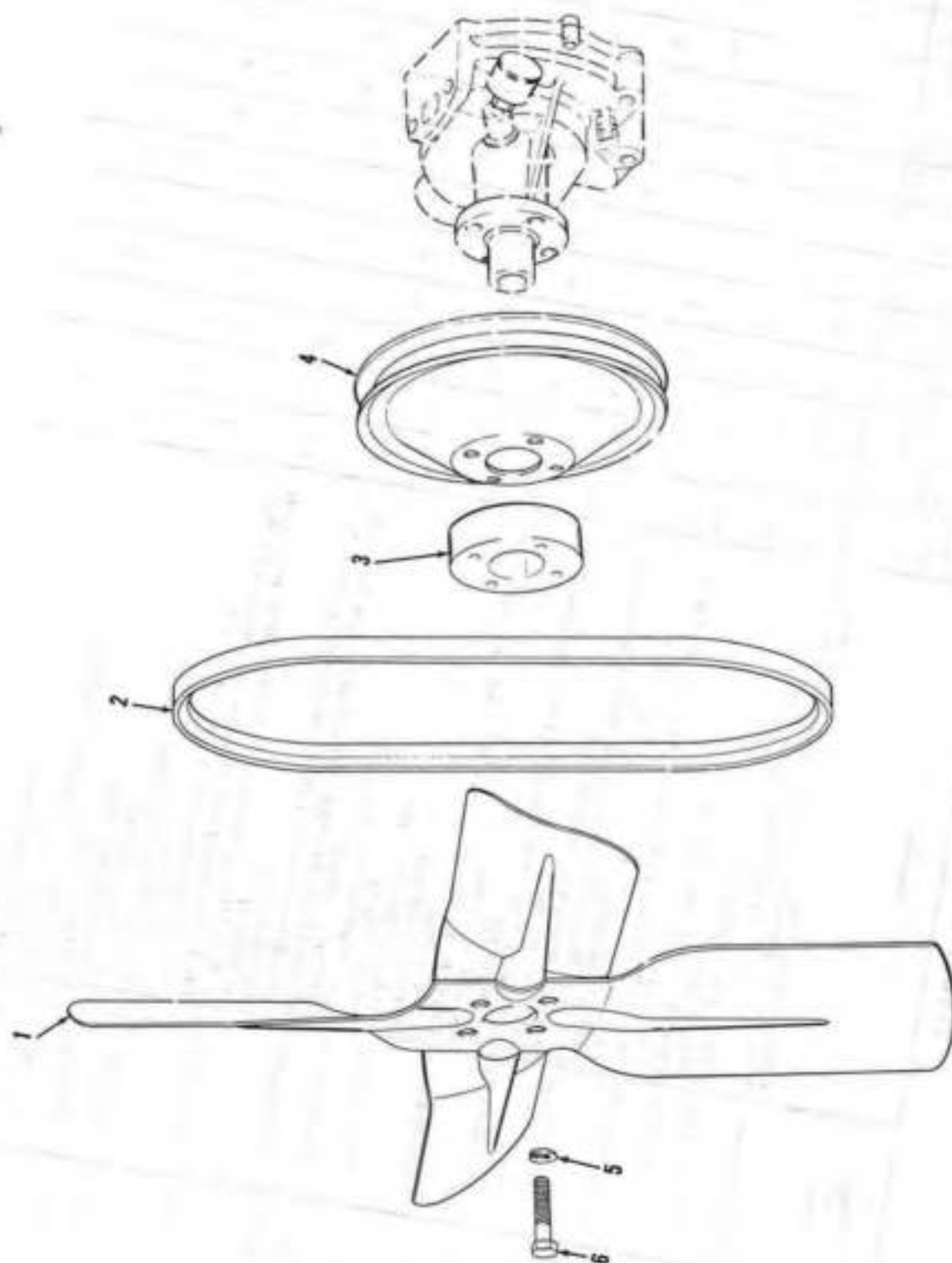


Figure 26. Fan Blade, Pulley and Bolt

## 70

TM 9-2320-212-34 F

[illegible]

**Section II.**  
**DIRECT SUPPORT AND GENERAL SUPPORT MAINTENANCE**  
**REPAIR PARTS LIST AND SPECIAL TOOLS LIST**  
**(INCLUDING DEPOT MAINTENANCE ALLOWANCES)**

(1) SMR Code	(2) Federal Stock Number	(3) Description  Reference Number & Mfr. Code	(4) Unit of meas	(5) Qty inc. in unit	(6) 30-day DS maint allowance			(7) 30-day GS maint allowance			(8) 1-yr allow per 100 equip ent- gry	(9) Depot maint allow per 100 equip	(10) Illustration	
					(a)	(b)	(c)	(a)	(b)	(c)			(a)	(b)
					1-20	21-50	51-100	1-20	21-50	51-100			Figure No.	Item No.
		0601—GENERATOR—Continued												
P-O	5310-732-0599	NUT, STUD: generator mounting bracket MS51968-8 (96906)	EA	1	*	*	*	*	*	*	*	*	27	11
P-O	6150-260-5638	SCREW, CAP: bracket mounting 122253 (12204)	EA	1	*	*	*	*	*	*	*	*	27	13
X2		BOLT, HEXAGON: generator mounting 1272189 (19207)	EA	2	*	*	*	*	*	*	*	*	27	16
		Non-Illustrated												
P-F	2920-569-8906	PARTS KIT: engine generator (used with generator, FSN 2920-293-4380) 8333799 (19207) Consisting of:	EA	1	*	*	*	*	*	*	*	*		
P-F	5977-285-0009	BRUSH 7538749 (19207)	EA	2	*	*	*	*	*	*	*	*		
P-F	5360-597-4153	SPRING 7391102 (19207)	EA	2	*	*	*	*	*	*	*	*		
P-F	2920-569-8901	PARTS, KIT: engine generator (used with generator, FSN 2920-903-9534) 8333708 (19207) Consisting of:	EA	1	*	*	*	*	*	*	*	*		
X1		BRUSH AL-GHA 1012		2										
P-F	5360-734-7573	SPRING 7347573 (19207)	EA	2	*	*	*	*	*	*	*	*		
		0602—GENERATOR-REGULATOR												
P-O	2920-800-7218	REGULATOR, ENGINE GENERATOR: (Delco-Remy) 11631857 (19207)	EA	1	*	*	*	*	*	*	*	*	28	1
P-O	2920-737-4965	LEAD, ELECTRICAL: ground 7374965 (19207)	EA	4	*	*	*	*	*	*	*	*	28	2
P-O	5340-737-4922	MOUNT, RESILIENT W / STUD: regulator mounting 7374922 (19207)	EA	4	*	*	*	*	*	*	*	*	28	3
P-O	2920-737-4823	BRACKET: mounting (used with Regulator, FSN 2920-800- 7218) 7374823 (19207)	EA	2	*	*	*	*	*	*	*	*	28	4
P-O	5310-768-0319	NUT, HEXAGON: bracket mounting MS51968-2 (96906)	EA	4	*	*	*	*	*	*	*	*	28	5
P-O	5310-889-2528	WASHER, LOCK: bracket mounting MS45904-68 (96906)	EA	4	*	*	*	*	*	*	*	*	28	6
P-O	5305-438-0639	SCREW, CAP: bracket mounting 123461 (21450)	EA	4	*	*	*	*	*	*	*	*	28	7
P-O	5310-407-9566	WASHER, LOCK: regulator mounting MS35338-45 (96906)	EA	4	*	*	*	*	*	*	*	*	28	8
P-O	5310-891-1709	NUT, HEXAGON: regulator mounting MS35691-9 (96906)	EA	4	*	*	*	*	*	*	*	*	28	9

T.M. 9-2320-212-34F

## 72

TM 9-2320-212-31P

[illegible]



**Section II.**  
**DIRECT SUPPORT AND GENERAL SUPPORT MAINTENANCE**  
**REPAIR PARTS LIST AND SPECIAL TOOLS LIST**  
**(INCLUDING DEPOT MAINTENANCE ALLOWANCES)**

(1) SRR Code	(2) Federal Stock Number	(3) Description  Reference Number & Mfr. Code	(4) Unit of meas	(5) Qty inc. in unit	(6) 30-day DS maint. allowance			(7) 30-day GS maint. allowance			(8) 1-yr shs per 100 equip cat- gry	(9) Depot maint shs per 100 equip	(10) Illustration	
					(a)	(b)	(c)	(a)	(b)	(c)			(a) Figure No.	(b) Item No.
					1-25	26-50	51-100	1-25	26-50	51-100				
		0603—STARTING MOTOR—Continued												
P-F	5340-040-1922	RETAINER: shifting yoke shaft 8328071 (19207)	EA	1	*	*	*	*	*	*	*	*	30	17
P-F	5330-640-9613	PACKING PREFORMED: shifting yoke shaft 501220 (21450)	EA	1	*	*	*	*	*	*	*	*	30	18
P-F	5315-616-5514	KEY, WOODRUFF: shifting yoke shaft MS35756-6 (96906)	EA	2	*	*	*	*	*	*	*	*	30	19
P-F	2920-040-1919	SHAFT, DRIVE PINION: shifting yoke 8328067 (19207)	EA	1	*	*	*	*	*	*	*	*	30	20
P-F	5310-853-9335	NUT, JAM: shifting lever MS3591-13 (96906)	EA	1	*	*	*	*	*	*	*	*	30	21
P-F	5315-839-5822	PIN, COTTER: shaft drive pinion 137185 (21450)	EA	1	*	*	*	*	*	*	*	*	30	22
P-F	2920-040-1920	LEVER: drive pinion shifting yoke 8328068 (19207)	EA	1	*	*	*	*	*	*	*	*	30	23
P-F	2815-392-2005	SCREW, CAP: shifting lever 123480 (21450)	EA	1	*	*	*	*	*	*	*	*	30	24
P-F	2920-335-4660	YOKE, STARTER: drive pinion, with cam assembly 8328069 (19207)	EA	1	*	*	*	*	*	*	*	*	30	25
P-F	5310-720-6456	WASHER, THRUST: armature MN18A (19728)	EA	1	*	*	*	*	*	*	*	*	30	26
X2		RING, RETAININER: pinion shaft MCS47A (19728)	EA	1	*	*	*	*	*	*	*	*	30	27
P-F	2920-353-7400	RETAINER, PACKING: armature 7374940 (19207)	EA	1	*	*	*	*	*	*	*	*	30	28
P-F	2920-353-7399	DRIVE, ENGINE ELECTRICAL STARTER: 7369885 (19207)	EA	1	*	*	*	*	*	*	*	*	30	29
P-F	2920-346-5775	ARMATURE, MOTOR: starter 8328057 (19207)	EA	1	*	*	*	*	*	*	*	*	30	30
P-F	5330-530-8275	WASHER, NON-METALLIC: armature 5308275 (19207)	EA	1	*	*	*	*	*	*	*	*	30	31
P-F	5310-534-6760	WASHER, THRUST: armature 5346760 (19207)	EA	1	*	*	*	*	*	*	*	*	30	32
P-F	5977-736-9889	BRUSH SET, ELECTRICAL CONTACT: 736889 (19207)	EA	1	*	*	*	*	*	*	*	*		
		Consisting of:												
P-F	5360-318-6622	SPRING 7375301 (19207)	EA	4	*	*	*	*	*	*	*	*	30	7
X1		BRUSH 1394973 (12204)		2									30	8
X1		BRUSH 1394974 (12204)		2									30	9

## 74

TM 9-2320-212-04 F

[illegible]

**Section II.**  
**DIRECT SUPPORT AND GENERAL SUPPORT MAINTENANCE**  
**REPAIR PARTS LIST AND SPECIAL TOOLS LIST**  
**(INCLUDING DEPOT MAINTENANCE ALLOWANCES)**

(1) SMR Code	(2) Federal Stock Number	(3) Description  Reference Number & Mfr. Code	(4) Unit of meas	(5) Qty inc. in unit	(6) 30-day DS maint allowance			(7) 30-day GS maint allowance			(8) 1-yr allow per 100 equip cost- \$K	(9) Depot maint allow per 100 equip	(10) Illustration	
					(a)	(b)	(c)	(a)	(b)	(c)			(a)	(b)
					1-20	21-50	51-100	1-20	21-50	51-100			Figure No.	Item No.
P-O	2920-152-2264	0605- IGNITION COMPONENTS--Continued REPLACEMENT KIT, COIL IGNITION. 5704602 (19207) Composed of:	EA	1	*	*	*	*	*	*				
X1		2-SCREW: 11663065 (19207)												
X1		1-CLAMP: 11660531 (19207)												
X1		1-LEAD ASSY: 11660543 (19207)												
X1		1-COIL ASSY: 11663066 (19207)											31	19
P-O	5910-358-6918	1-CAPACITOR ASSY: 8328075 (19207)	EA	1	*	*	*	*	*	*			31	20
X1		1-WIRING INSTRUCTION: (NOT ILLUSTRATED) 11660542 (19207)												
P-O	5325-358-7900	GROMMET, RUBBER: receptacle to housing 8328076 (19207)	EA	1	*	*	*	*	*	*	*	*	31	21
P-O	5935-772-0498	CONNECTOR, RECEPTACLE: 7720498 (19207)	EA	1	*	*	*	*	*	*	*	*	31	22
X2		PLUG, MACHINE THREAD: drain 7347547 (19207)	EA	1	*	*	*	*	*	*	*	*	31	23
P-F	2920-737-4897	ARM, SPARK ADVANCE: distributor 7374897 (19207)	EA	1	*	*	*	*	*	*	*	*	31	24
P-F	5310-375-0561	WASHER, DISHED: spark advance 1391940 (12204)	EA	1	*	*	*	*	*	*	*	*	31	25
P-F	5305-494-0326	SCREW, CAP: spark advance 10886420 (21450)	EA	1	*	*	*	*	*	*	*	*	31	26
P-F	5330-362-1401	GASKET: distributor base 41928 (12204)	EA	1	*	*	*	*	*	*	*	*	31	27
P-F	5310-442-4556	WASHER: distributor 392978 (06848)	EA	1	*	*	*	*	*	*	*	*	31	28
P-F	5315-011-2011	PIN, GROOVED: drive shaft collar 112011 (21450)	EA	1	*	*	*	*	*	*	*	*	31	29
P-F	2920-277-3765	COLLAR, SHAFT: drive 5307281	EA	1	*	*	*	*	*	*	*	*	31	30
P-F	5310-596-7796	WASHER, THRUST: drive shaft, lower IG 90 (19728)	EA	2	*	*	*	*	*	*	*	*	31	31
P-F	5120-353-7278	BEARING, SLEEVE: drive shaft 6167596 (19207)	EA	2	*	*	*	*	*	*	*	*	31	32
X1		BASE, DISTRIBUTOR: assembly 8328077 (19207)	EA	1	*	*	*	*	*	*	*	*	31	33

## 76

TM 9-2320-212-34 P

[illegible]

**Section II.**  
**DIRECT SUPPORT AND GENERAL SUPPORT MAINTENANCE**  
**REPAIR PARTS LIST AND SPECIAL TOOLS LIST**  
**(INCLUDING DEPOT MAINTENANCE ALLOWANCES)**

(1) SMR Code	(2) Federal Stock Number	(3) Description  Reference Number & Mfr. Code	(4) Unit of meas	(5) Qty inc. in unit	(6) 30-day DS maint allowance			(7) 30-day GS maint allowance			(8) 1-yr altw per 100 equip ret- eqp	(9) Depot maint altw per 100 equip	(10) Illustration	
					(a)	(b)	(c)	(a)	(b)	(c)			(a) Figure No.	(b) Item No.
					1-20	21-50	51-100	1-20	21-50	51-100				
P-O	5330-721-5895	0605--IGNITION COMPONENTS--Continued GASKET: spark plug MS35910-2 (96906)	EA	6	*	*	*	*	*	*	*	*	33	4
		0607-INSTRUMENT PANEL NOTE: Electrical Tool Kit, FSN 5180-876-9336, authorized by T.O.8E, will be utilized for applicable replacement parts not specified in this group).												
P-O	2590-752-6601	WIRING HARNESS: instrument cluster circuit breaker to gages, assembly 7526601 (19207)	EA	1	*	*	*	*	*	*	*	*	34	1
P-O	5340-752-6595	CLIP, SPRING TENSION: light wiring harness 7526595 (19207)	EA	2	*	*	*	*	*	*	*	*	34	2
P-O	6210-296-0006	LIGHT, PANEL: waterproof, instrument panel assembly 7358618 (19207)	EA	2	*	*	*	*	*	*	*	*	34	3
P-O	6210-728-4388	LENS, INDICATOR LIGHT: beam indicator 7384388 (19207)	EA	3	*	*	*	*	*	*	*	*	34	4
P-O	2510-752-6596	SHIELD: instrument panel light, assembly 7526596 (19207)	EA	2	*	*	*	*	*	*	*	*	34	5
P-O	5310-934-9757	NUT, PLAIN, HEXAGON: instrument mounting MS35649-282 (96906)	EA	8	*	*	*	*	*	*	*	*	34	6
P-O	5310-045-3299	WASHER, LOCK: instrument mounting MS35338-42 (96906)	EA	8	*	*	*	*	*	*	*	*	34	7
P-O	6680-933-3600	INDICATOR, LIQUID QUANTITY: fuel with clamp MS24544-2 (96906)	EA	1	*	*	*	*	*	*	*	*	34	8
P-O	6620-056-9584	INDICATOR, PRESSURE: with clamp (used on unit FSN 6620-335-9509) MS245418-2 (96906)	EA	1	*	*	*	*	*	*	*	*	34	9
P-O	6685-814-5271	INDICATOR, TEMPERATURE: with clamp MS24537-1 (96906)	EA	1	*	*	*	*	*	*	*	*	34	10
P-O	6625-335-9512	METER, ARBITRARY SCALE: with clamp 8376377 (19207)	EA	1	*	*	*	*	*	*	*	*	34	11
P-O	5305-984-6194	SCREW, MACHINE: circuit breaker MS35206-246 (96906)	EA	2	*	*	*	*	*	*	*	*	34	12

TM 9-2320-212-34P

## 78

TM 9-2320-212-34P

[illegible]



**Section II.**  
**DIRECT SUPPORT AND GENERAL SUPPORT MAINTENANCE**  
**REPAIR PARTS LIST AND SPECIAL TOOLS LIST**  
**(INCLUDING DEPOT MAINTENANCE ALLOWANCES)**

(1) SMR Code	(2) Federal Stock Number	(3) Description  Reference Number & Mfr. Code	(4) Unit of meas	(5) Qty inc. in unit	(6) 30-day D5 maint allowance			(7) 30-day G5 maint allowance			(8) 1-yr slw per 100 equip ent- gry	(9) Depot maint slw per 100 equip	(10) Illustration	
					(a)	(b)	(c)	(a)	(b)	(c)			(a) Figure No.	(b) Item No.
					1-20	21-50	51-100	1-20	21-50	51-100				
		0608—MISCELLANEOUS ITEMS												
P-O	6210-119-3185	LAMP INCANDESCENT: directional control MS25231-1878 (96906)	EA	1	*	*	*	*	*	*	*	*	35	6
		"Non-Illustrated"												
P-O	2590-307-8856	SWITCH, LIGHT: assembly MS51113-1 (96906)	EA	1	*	*	*	*	*	*	*	*		
P-O	2920-776-0409	SWITCH, IGNITION: assembly 7760409 (19207)	EA	1	*	*	*	*	*	*	*	*		
P-O	5925-741-1479	BREAKER, CIRCUIT: instrument panel 77604616 (19207)	EA	3	*	*	*	*	*	*	*	*		
P-O	5930-092-9511	SWITCH, FOOT, HEADLIGHT DIMMER: with cable and connectors assembly 7728788 (19207)	EA	1	*	*	*	*	*	*	*	*		
P-O	5930-741-2042	SWITCH, STOPLIGHT: assembly 7388813 (19207)	EA	1	*	*	*	*	*	*	*	*		
P-O	2920-322-9613	SWITCH ASSY: Starter 8328134 (19207)	EA	1	*	*	*	*	*	*	*	*		
		0609-LIGHTS												
		NOTE: Electrical Tool Kit, FSN 5180-876-9336, authorized by T.O.&E. will be utilized for applicable replacement parts not specified in this group.												
P-O	6220-643-4033	HEADLIGHT, ASSEMBLY: service 8330278 (19207)	EA	2	*	*	*	*	*	*	*	*	36	1
X1	6220-752-6018	DOOR: service headlight 7353718 (19207)	EA	2	*	*	*	*	*	*	*	*	36	2
P-O	6220-622-3572	RETAINER: service headlight lamp unit 1390026 (12204)	EA	2	*	*	*	*	*	*	*	*	36	3
P-O	6240-504-0981	LAMP UNIT: sealed beam (used on vehicle after ser. no. 20038019) 7418343 (19207)	EA	2	*	*	*	*	*	*	*	*	36	4
P-O	6240-696-0249	LAMP UNIT HEADLIGHT: seal beam, amber colored lens, (used on vehicles in areas where regulations require the use of amber headlamps) 8331009 (19207)	EA	2	*	*	*	*	*	*	*	*	36	4

[illegible]

**Section II.**  
**DIRECT SUPPORT AND GENERAL SUPPORT MAINTENANCE**  
**REPAIR PARTS LIST AND SPECIAL TOOLS LIST**  
**(INCLUDING DEPOT MAINTENANCE ALLOWANCES)**

(1) SMR Code	(2) Federal Stock Number	(3) Description  Reference Number & Mfr. Code	(4) Unit of meas	(5) Qty inc. in unit	(6) 30-day DS maint allowance			(7) 30-day GS maint allowance			(8) 1-yr allow per 100 equip mty- gry	(9) Depot maint allow per 100 equip	(10) Illustration	
					(6a)	(6b)	(6c)	(7a)	(7b)	(7c)			(10a) Figure No.	(10b) Item No.
					1-20	21-50	51-100	1-20	21-50	51-100				
		0609--LIGHTS--Continued												
P-4)	5935-735-0394	LIGHT, MARKER: blackout assembly 5940555 (73331)	EA	2	*	*	*	*	*	*	*	*	38	1
P-4)	2590-693-4176	CONNECTOR: blackout marker light, with cables 7526031 (19207)	EA	2	*	*	*	*	*	*	*	*	38	2
P-0	6240-019-0877	LAMP INCANDESCENT: blackout marker light MS15570-1251 (96906)	EA	2	*	*	*	*	*	*	*	*	38	3
P-0	6220-752-6030	DOOR, ASSEMBLY: blackout marker, with gasket, lens, rings, and screws 7526030 (19207)	EA	2	*	*	*	*	*	*	*	*	38	4
P-0	5306-042-3568	BOLT, ASSEMBLED WASHER: blackout marker 423568 (21450)	EA	4	*	*	*	*	*	*	*	*	38	5
P-0	6220-788-5887	LIGHT ASSEMBLY: amber (front turn signal) 8712357 (19207)	EA	2	*	*	*	*	*	*	*	*	39	1
P-0	6240-044-6914	LAMP, INCANDESCENT: turn signal light MS35748-1683 (96906)	EA	1	*	*	*	*	*	*	*	*	39	6
P-0	5306-225-9084	SCREW, CAP, HEXAGON HEAD: turn signal lamp mounting MS90726-60 (96906)	EA	2	*	*	*	*	*	*	*	*	39	7
P-0	5310-514-0674	WASHER, LOCK: turn signal light MS35335-34 (96906)	EA	4	*	*	*	*	*	*	*	*	39	8
P-0	2540-930-2044	PARTS KIT, TURN SIGNAL LENS: 5703310 (19207)	EA	1	*	*	*	*	*	*	*	*		
		Consisting of:												
P-0	5330-179-0420	GASKET 11598926 (19207)	EA	1	*	*	*	*	*	*	*	*	39	2
P-0	6220-145-1342	LENS 11598925 (19207)	EA	1	*	*	*	*	*	*	*	*	39	3
P-0	5310-557-8706	WASHER 11598927 (19207)	EA	2	*	*	*	*	*	*	*	*	39	4
P-0	5305-457-9318	SCREWS 8712360 (19207)	EA	2	*	*	*	*	*	*	*	*	39	5
P-0	6220-669-5623	STOPLIGHT-TAILLIGHT, VEHICULAR: service and blackout, left assembly MS51329-1 (96906)	EA	1	*	*	*	*	*	*	*	*	40	1
P-0	6220-368-4945	BODY, LIGHT: tail 7529242 (19207)	EA	1	*	*	*	*	*	*	*	*	40	2
P-0	6240-019-0877	LAMP, INCANDESCENT: left taillight MS15570-1251 (96906)	EA	2	*	*	*	*	*	*	*	*	40	3
P-0	5330-297-7106	GASKET, RUBBER: taillight door 7320658 (19207)	EA	1	*	*	*	*	*	*	*	*	40	4
P-0	6220-752-6020	DOOR, TAILLIGHT: with screws left, assembly 7526020 (19207)	EA	1	*	*	*	*	*	*	*	*	40	5

## 87

TM 9-2320-212-3-1

[illegible]

**Section II.**  
**DIRECT SUPPORT AND GENERAL SUPPORT MAINTENANCE**  
**REPAIR PARTS LIST AND SPECIAL TOOLS LIST**  
**(INCLUDING DEPOT MAINTENANCE ALLOWANCES)**

(1) SMR Code	(2) Federal Stock Number	(3) Description  Reference Number & Mfr. Code	(4) Unit of meas	(5) Qty inc. in unit	(6) 30-day DS maint allowance			(7) 30-day GS maint allowance			(8) 1-yr allow per 100 equip ent- gry	(9) Depot maint allow per 100 equip	(10) Illustration	
					(a)	(b)	(c)	(a)	(b)	(c)			(a) Figure No.	(b) Item No.
					1-20	21-50	51-100	1-20	21-50	51-100				
		0609—LIGHTS—Continued "Non-Illustrated"—Continued												
P-0	6240-299-6931	LAMP, INCANDESCENT: spotlight, with cables 451991 (19207)	EA	1	*	*	*	*	*	*	*	*		
P-0	6220-790-7780	KIT, SPOTLIGHT: MS51307-2 (96906) Consisting of:	EA	1	*	*	*	*	*	*	*	*		
X1		BRACKET 5940929 (24617)	EA	1	*	*	*	*	*	*	*	*		
P-0	2590-735-0305	BRACKET 7350305 (19207)	EA	1	*	*	*	*	*	*	*	*		
X1		NUT 5940927 (24617)	EA	1	*	*	*	*	*	*	*	*		
X1		SPOTLIGHT 926897 (12204)	EA	1	*	*	*	*	*	*	*	*		
P-0	5340-797-6484	SPRING 5936477 (19207)	EA	1	*	*	*	*	*	*	*	*		
		0610—SENDING UNITS												
P-0	5305-354-4754	SCREW: clamp, oil pressure sending unit 121926 (12204)	EA	1	*	*	*	*	*	*	*	*	44	1
X2		CLAMP, HALF: oil pressure sending unit 7374907 (19207)	EA	2	*	*	*	*	*	*	*	*	44	2
P-0	6220-634-8945	UNIT, SENDING: oil pressure gage, assembly 8329141 (19207)	EA	1	*	*	*	*	*	*	*	*	44	3
P-0	5310-637-9541	WASHER, LOCK: clamp, oil pressure sending unit MS35338-46 (96906)	EA	1	*	*	*	*	*	*	*	*	44	4
P-0	5310-861-6682	NUT, HEXAGON: clamp, oil pressure sending unit MS35690-408 (96906)	EA	1	*	*	*	*	*	*	*	*	44	5
P-0	6685-814-5271	TRANSMITTER, TEMPERATURE, ELECTRICAL, RESISTANCE: assembly MS24537-1 (96906)	EA	1	*	*	*	*	*	*	*	*	44	6
P-0	4730-493-4192	CONNECTOR: oil pressure sending unit (female end) 285X5 (79407)	EA	1	*	*	*	*	*	*	*	*	44	7
M-0		LINE ASSEMBLY: oil pressure sending unit 1390648 (12204) Fabricate from:		1									44	8
P-0	4730-013-7398	NUT, HEXAGON: 137398 (00000)	EA	2	*	*	*	*	*	*	*	*	44	9
P-0	3120-358-3826	TUBE, COPPER: 854010 (12204)	FT	5	*	*	*	*	*	*	*	*	44	10
P-0	5310-735-1043	WASHER, PLAIN: fuel gage 7351043 (19207)	EA	5	*	*	*	*	*	*	*	*	45	1

TM 9-2320-212-34

## 84

1

1

10

10



**Section II.**  
**DIRECT SUPPORT AND GENERAL SUPPORT MAINTENANCE**  
**REPAIR PARTS LIST AND SPECIAL TOOLS LIST**  
**(INCLUDING DEPOT MAINTENANCE ALLOWANCES)**

(1) SMR Code	(2) Federal Stock Number	(3) Description  Reference Number & Mfr. Code	(4) Unit of meas	(5) Qty inc. in unit	(6) 30-day D5 maint allowance			(7) 30-day G5 maint allowance			(8) 1-yr allow per 100 equip ent- gcy	(9) Depot maint allow per 100 equip	(10) Illustration	
					(a)	(b)	(c)	(a)	(b)	(c)			(a)	(b)
					1-20	21-50	51-100	1-20	21-50	51-100			Figure No.	Item No.
		0612—BATTERIES—Continued												
P-O	5310-950-0039	WASHER, LOCK: cover hold down MS27183-14 (96906)	EA	2	*	*	*	*	*	*	*	*	47	6
P-O	2590-741-5701	COVER: battery holddown 7415701 (19207)	EA	1	*	*	*	*	*	*	*	*	47	7
P-O	2590-735-1206	LEAD, ELECTRICAL: battery to battery 7351206 (19207)	EA	1	*	*	*	*	*	*	*	*	47	8
P-O-U	6140-057-2553	BATTERY: storage MS35000-1 (96906)	EA	2	*	*	*	*	*	*	*	*	47	9
P-O	2590-737-4841	BOX: battery 7374841 (19207)	EA	1	*	*	*	*	*	*	*	*	47	10
P-O	5306-182-9307	BOLT: cover holddown 1269984 (12204)	EA	2	*	*	*	*	*	*	*	*	47	11
		0613-HULL / CHASSIS WIRING HARNESS "Non-Illustrated"												
		NOTE: Electrical Tool Kit, FSN 5180-876-9336, authorized by T.O. & E. will be utilized for applicable replacement parts not specified in this group).												
P-F	2590-040-1929	WIRING HARNESS: chassis 8328081 (19207)	EA	1	*	*	*	*	*	*	*	*		
P-F	2590-040-1930	WIRING HARNESS: body 8328320 (19207)	EA	1	*	*	*	*	*	*	*	*		
P-F	2590-040-1954	WIRING HARNESS: body 8332095 (19207)	EA	1	*	*	*	*	*	*	*	*		
P-F	2590-040-1955	WIRING HARNESS: chassis 8332096 (19207)	EA	1	*	*	*	*	*	*	*	*		
P-F	2590-693-4170	WIRING HARNESS: body 8331562 (19207)	EA	1	*	*	*	*	*	*	*	*		
P-F	2590-735-0388	WIRING HARNESS: chassis 7350388 (19207)	EA	1	*	*	*	*	*	*	*	*		

TM 9-2320-212-34P



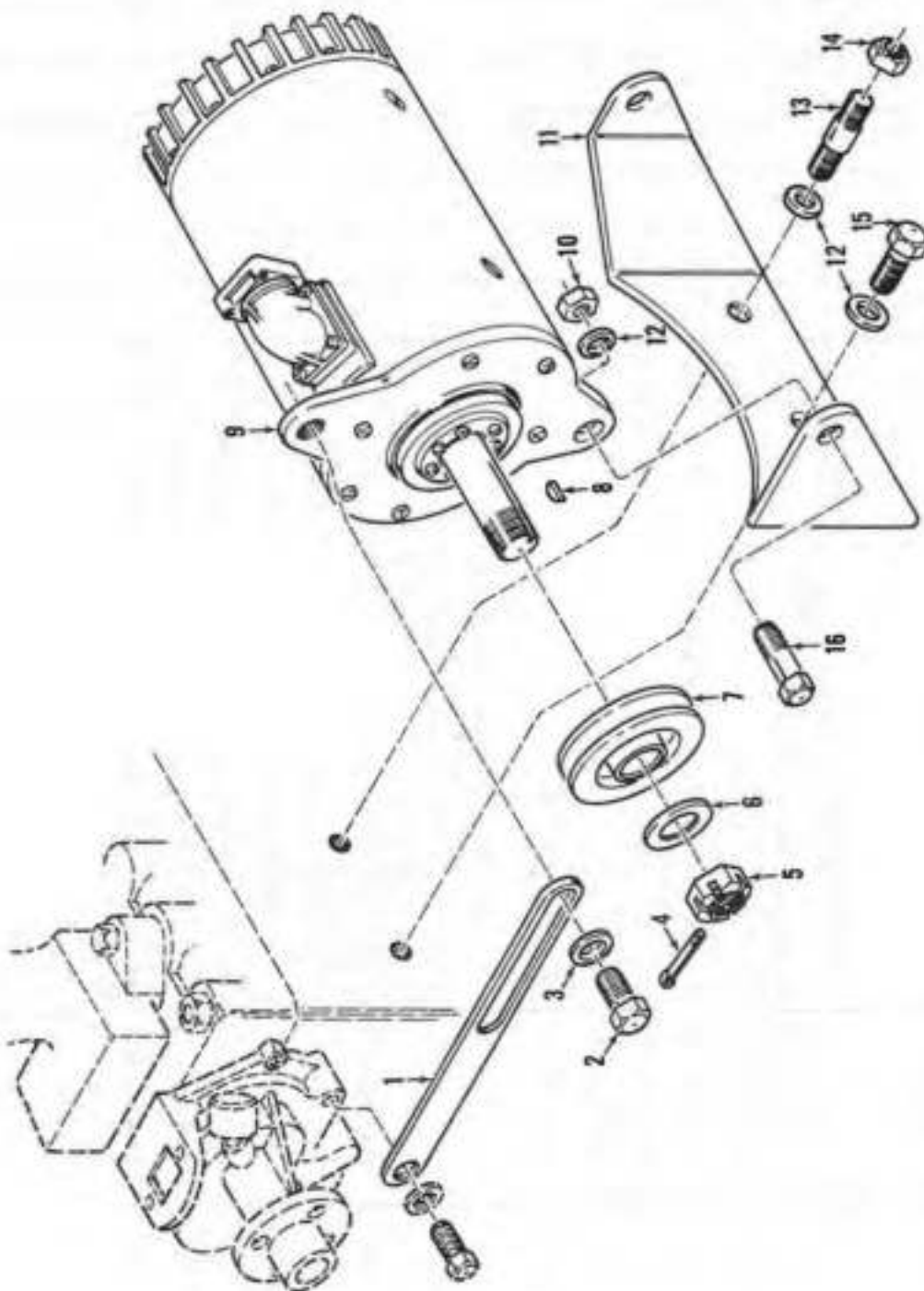


Figure 27. Generator

AT 40693

AT 40694

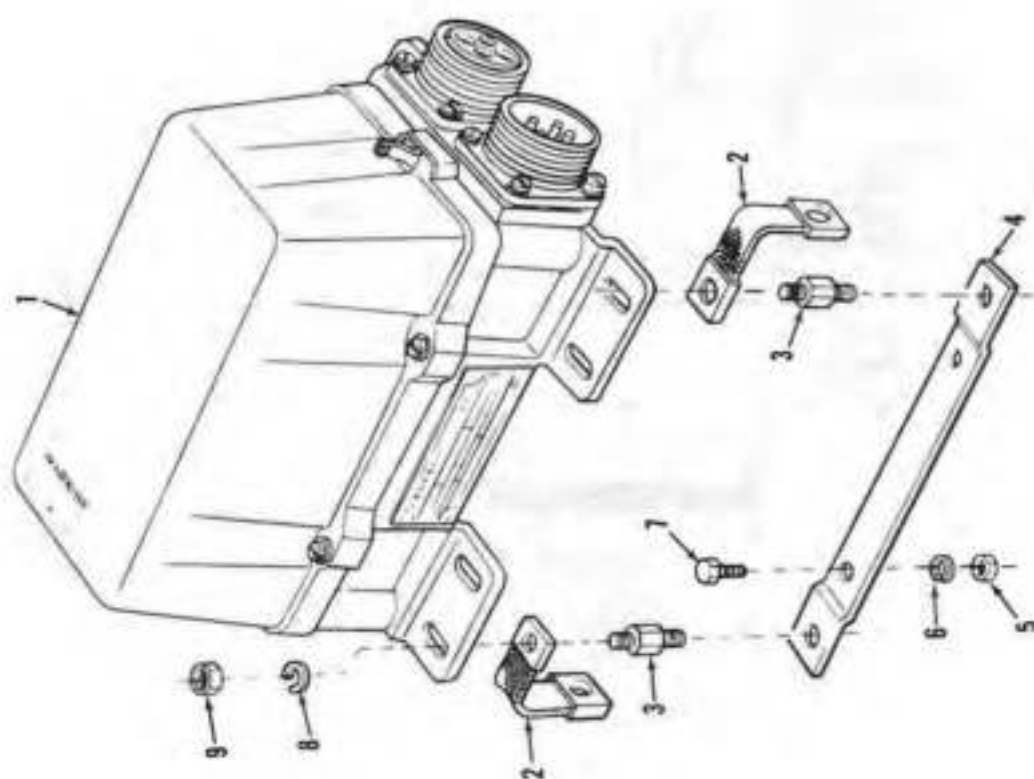


Figure 28. Voltage Regulator

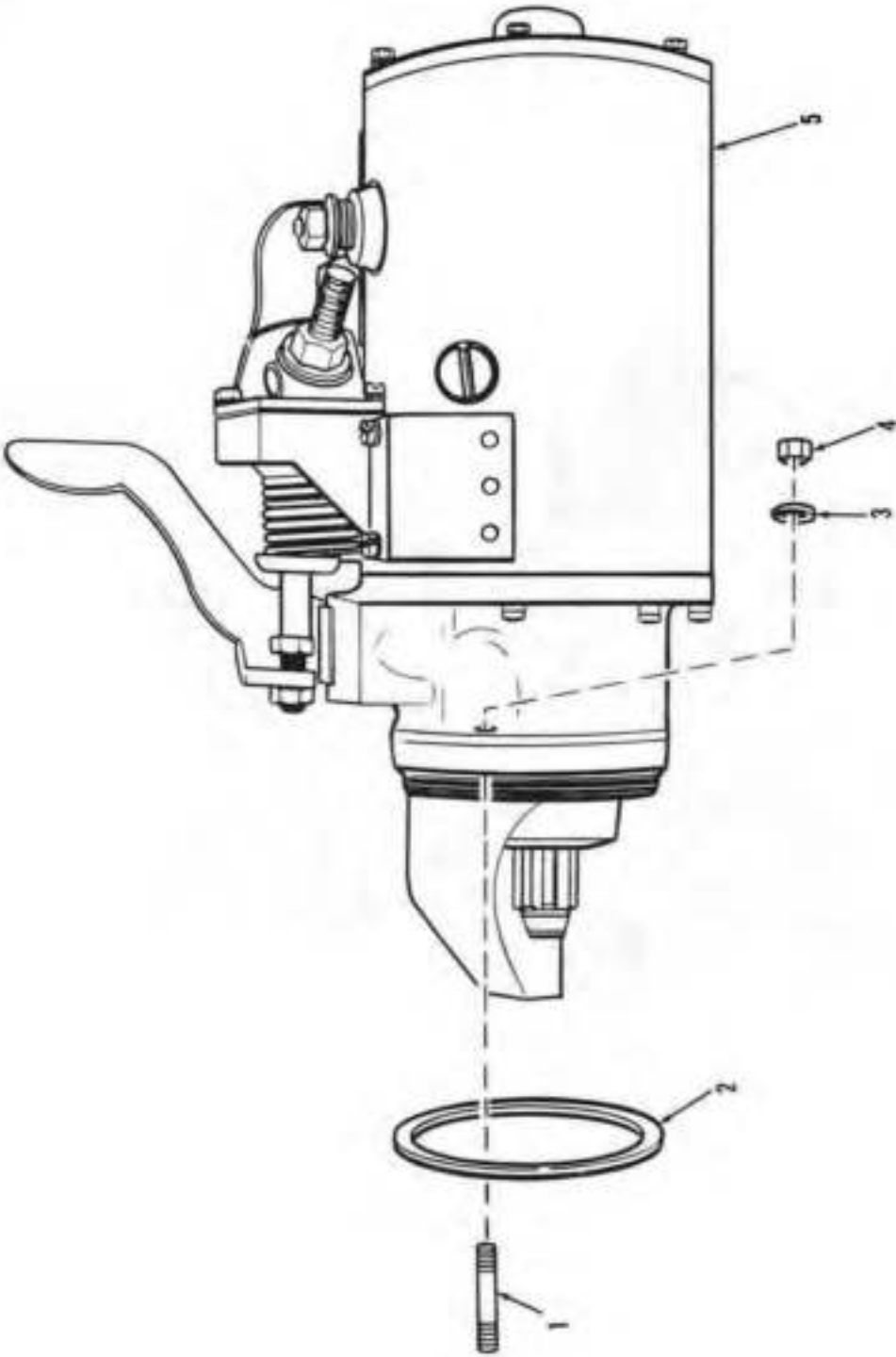


Figure 29. Starter Motor Assembly

AT 40695

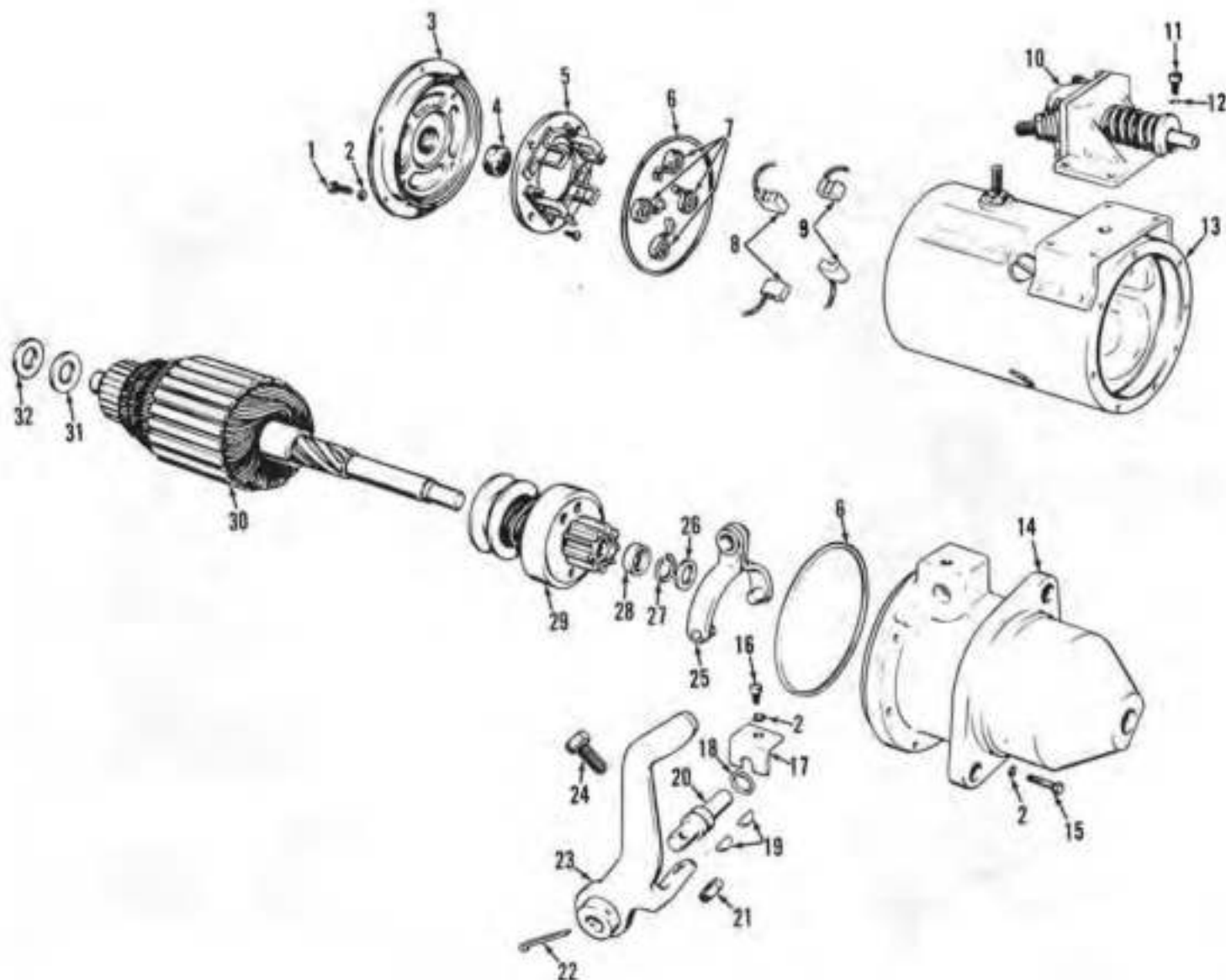


Figure 30. Starter Motor—Exploded View

AT 40696

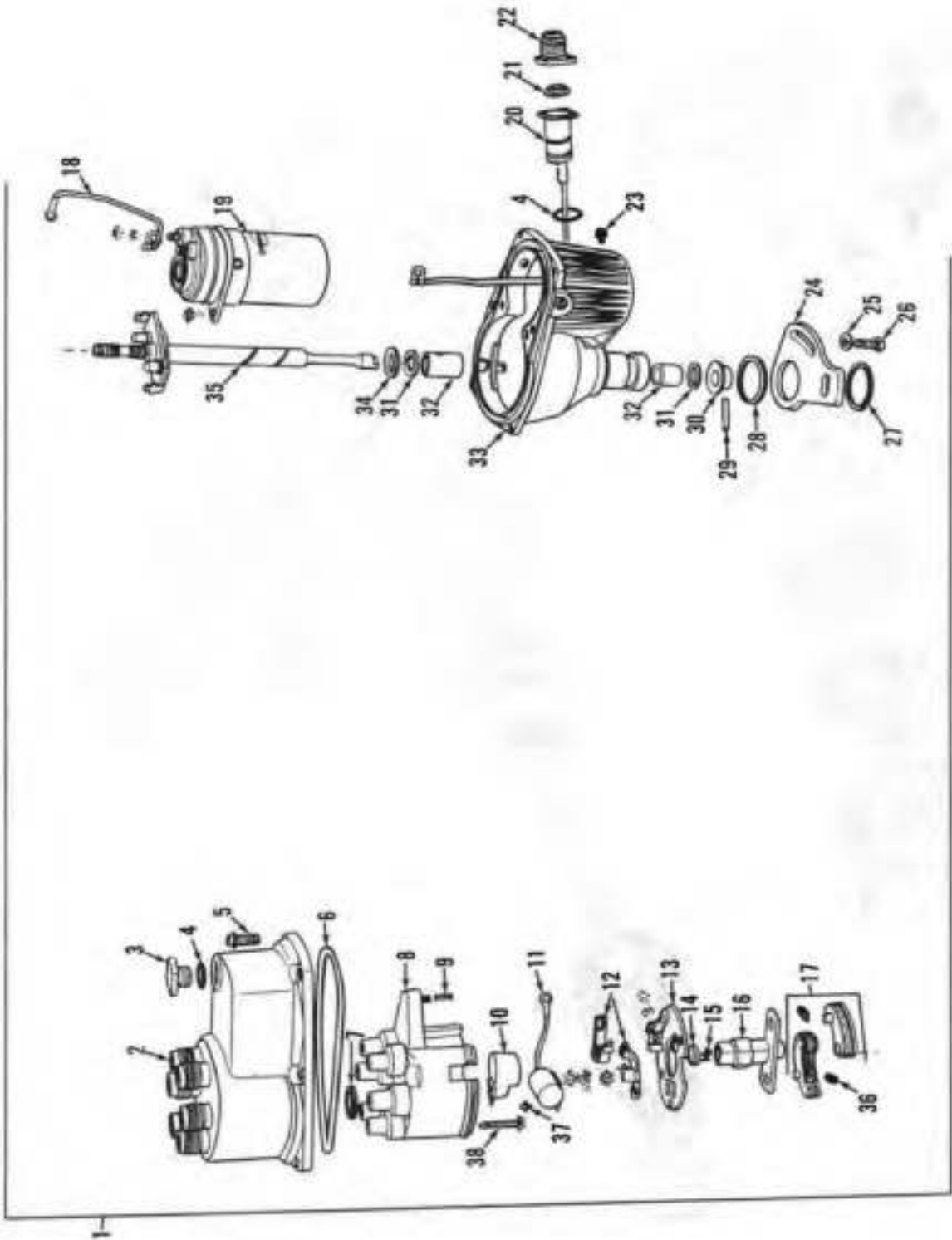


Figure 31. Distributor

AT 40698

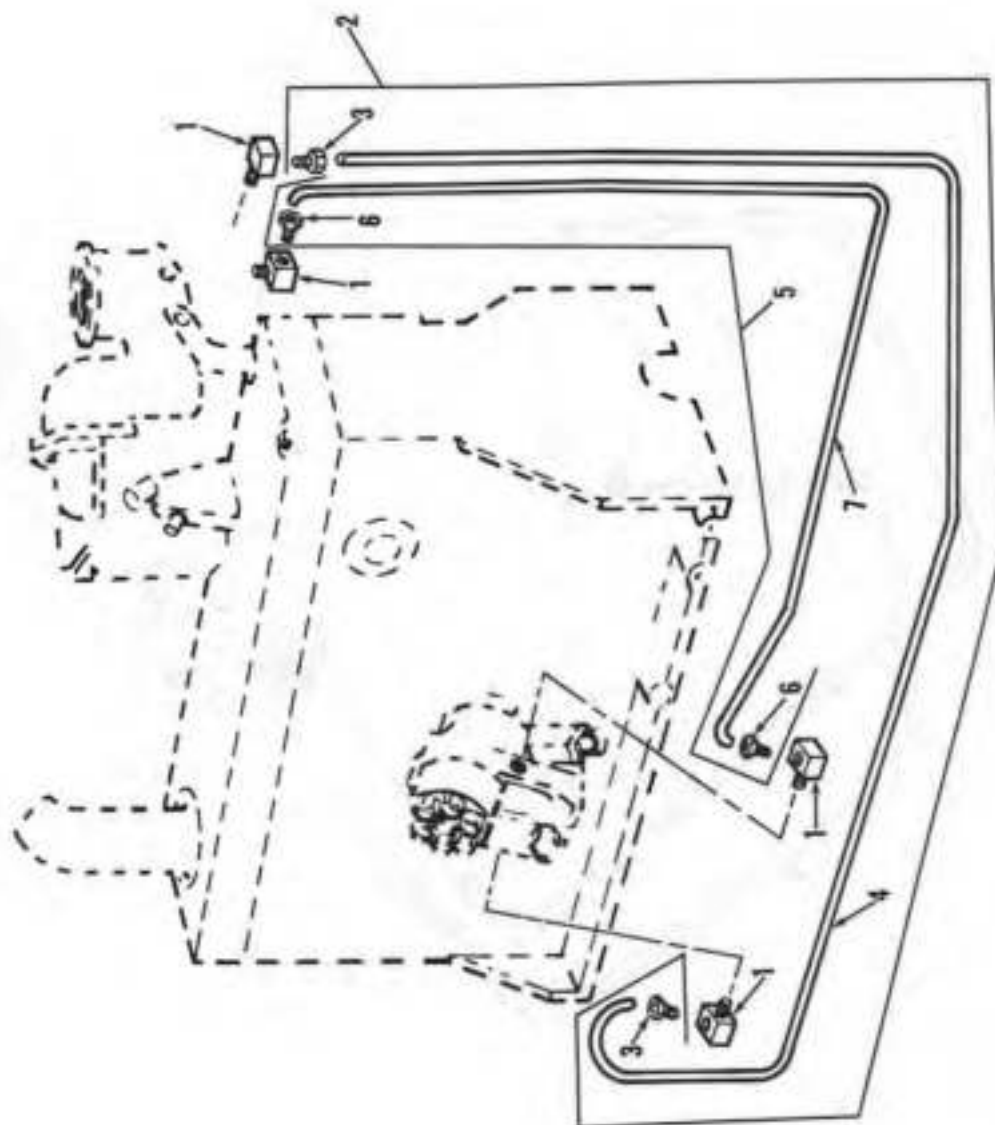


Figure 32. Distributor Vent Lines

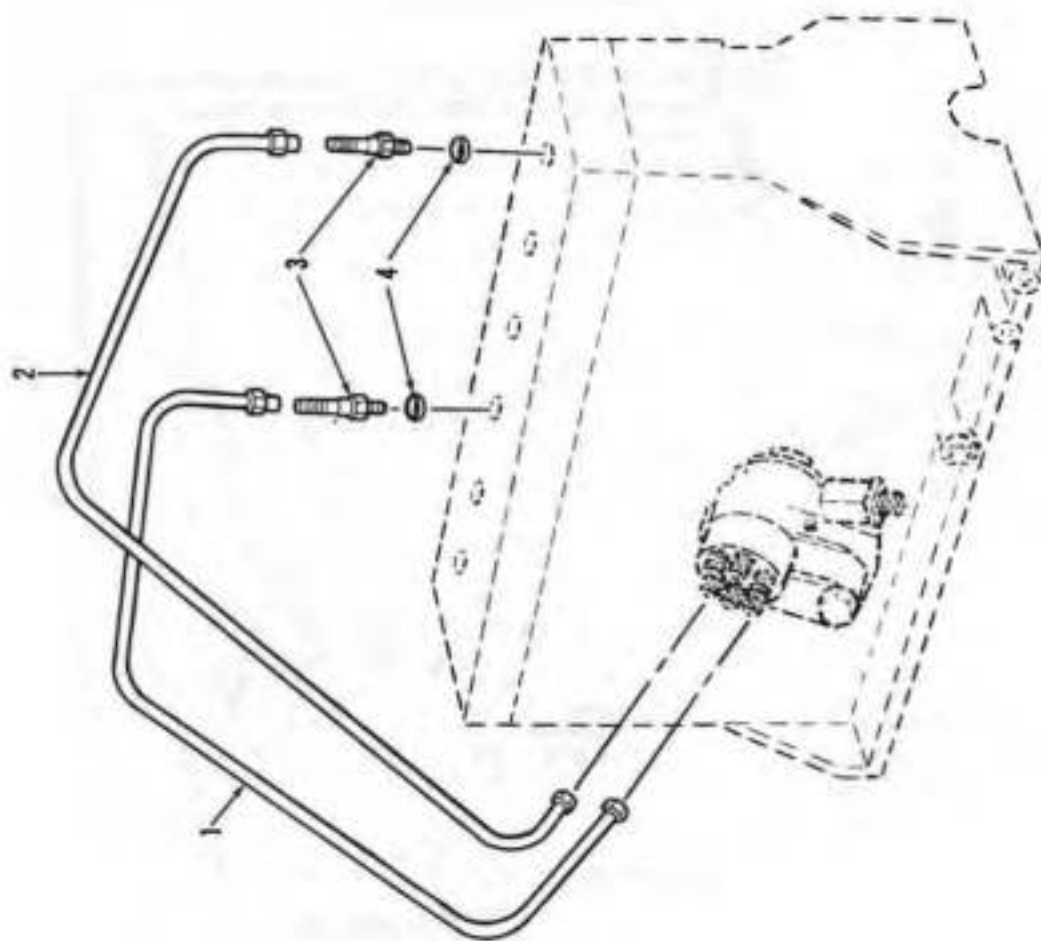


Figure 33. Spark Plugs and Cables



AT 40700

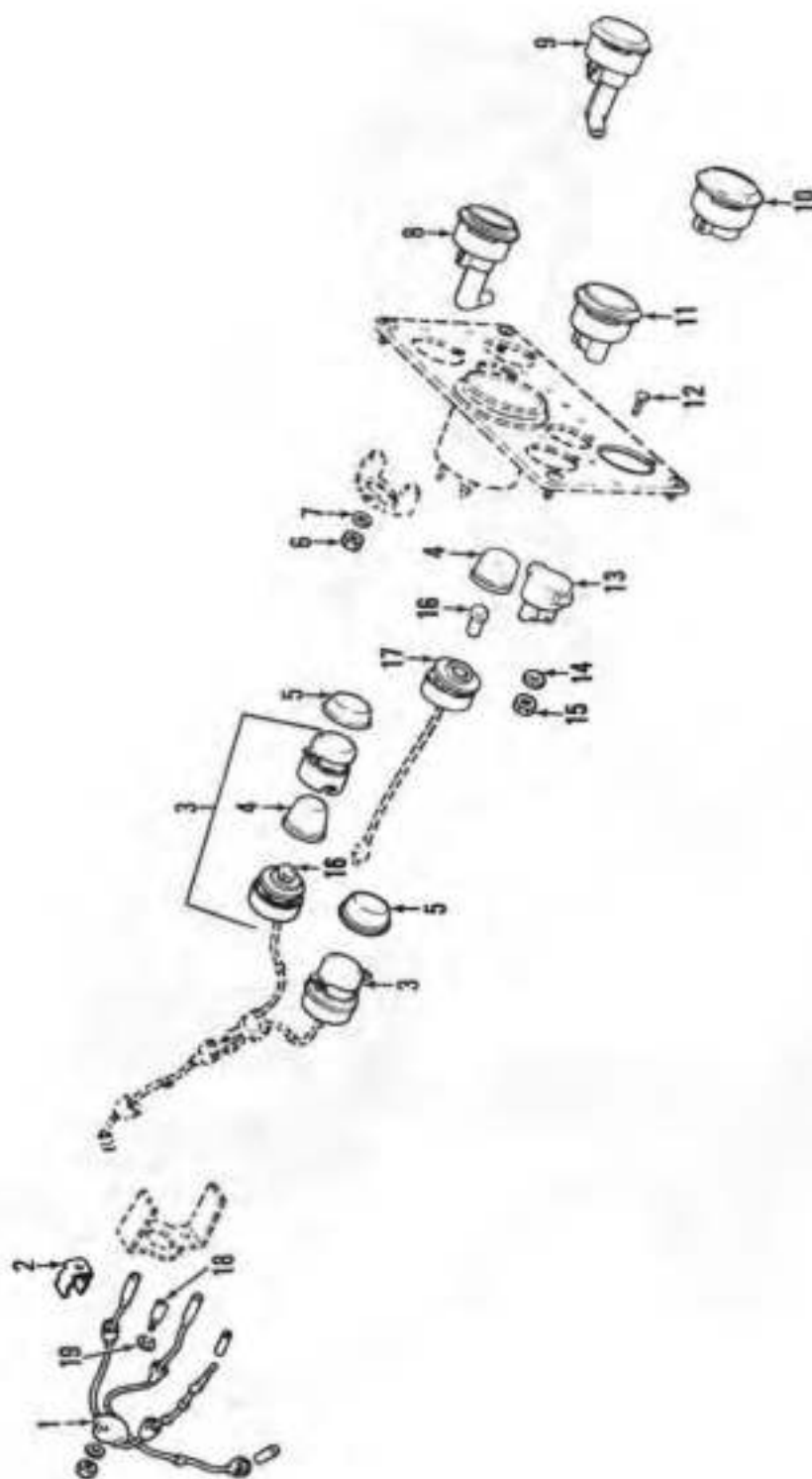
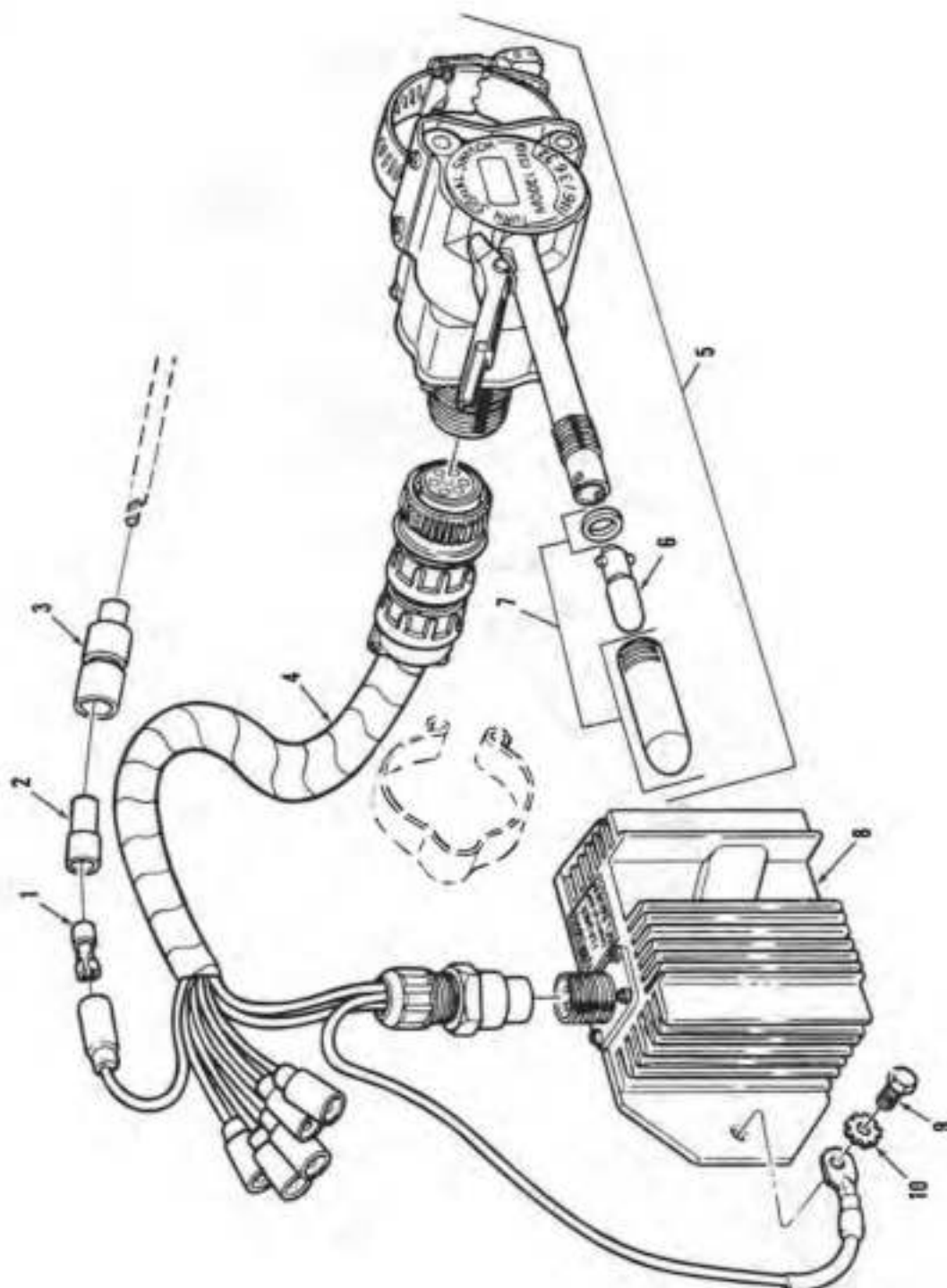


Figure 34. Instrument Cluster



AT 40701

Figure 35. Turn Signal and Switch

AT 40702

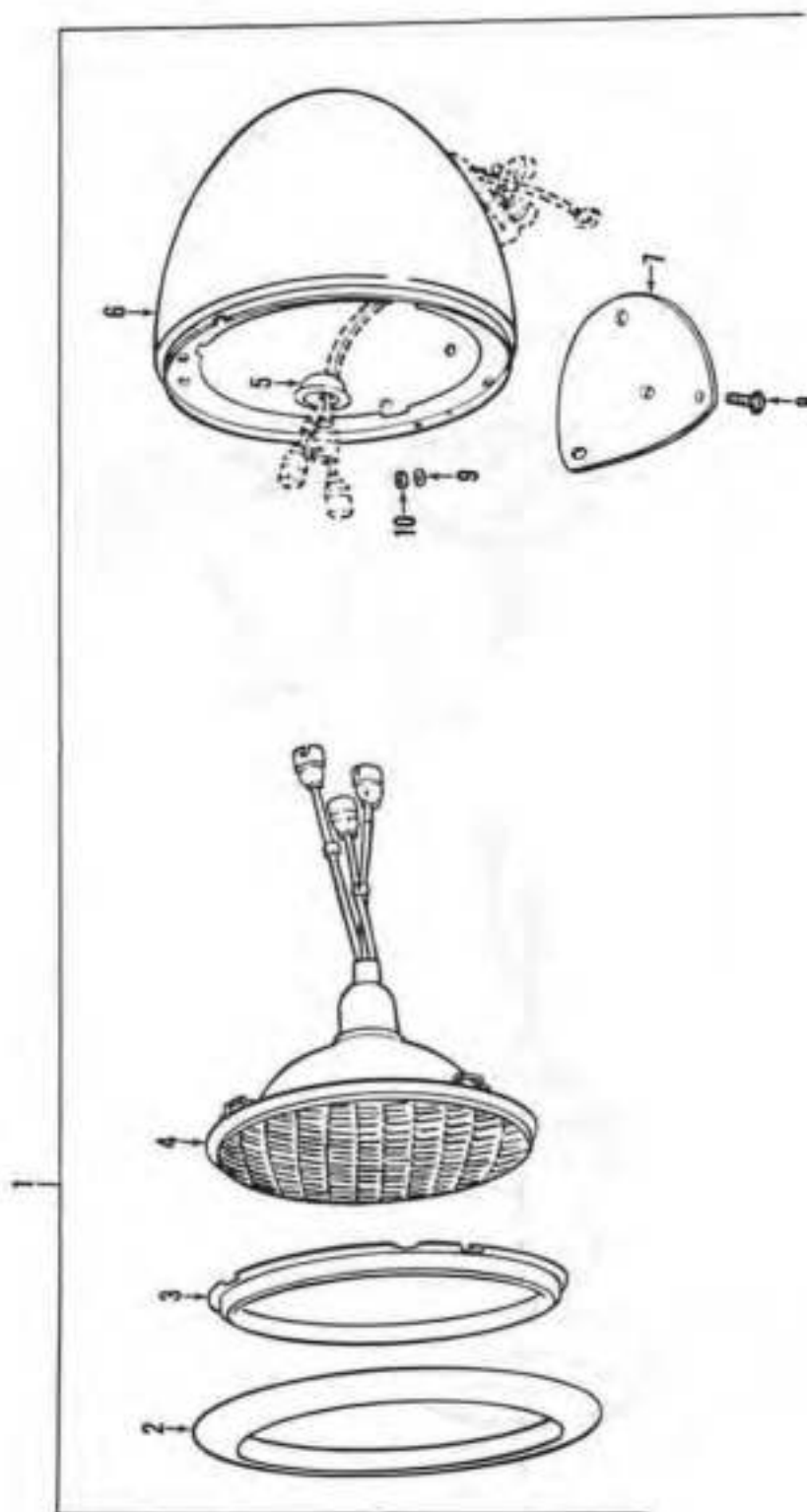


Figure 36. Service Head Lamp

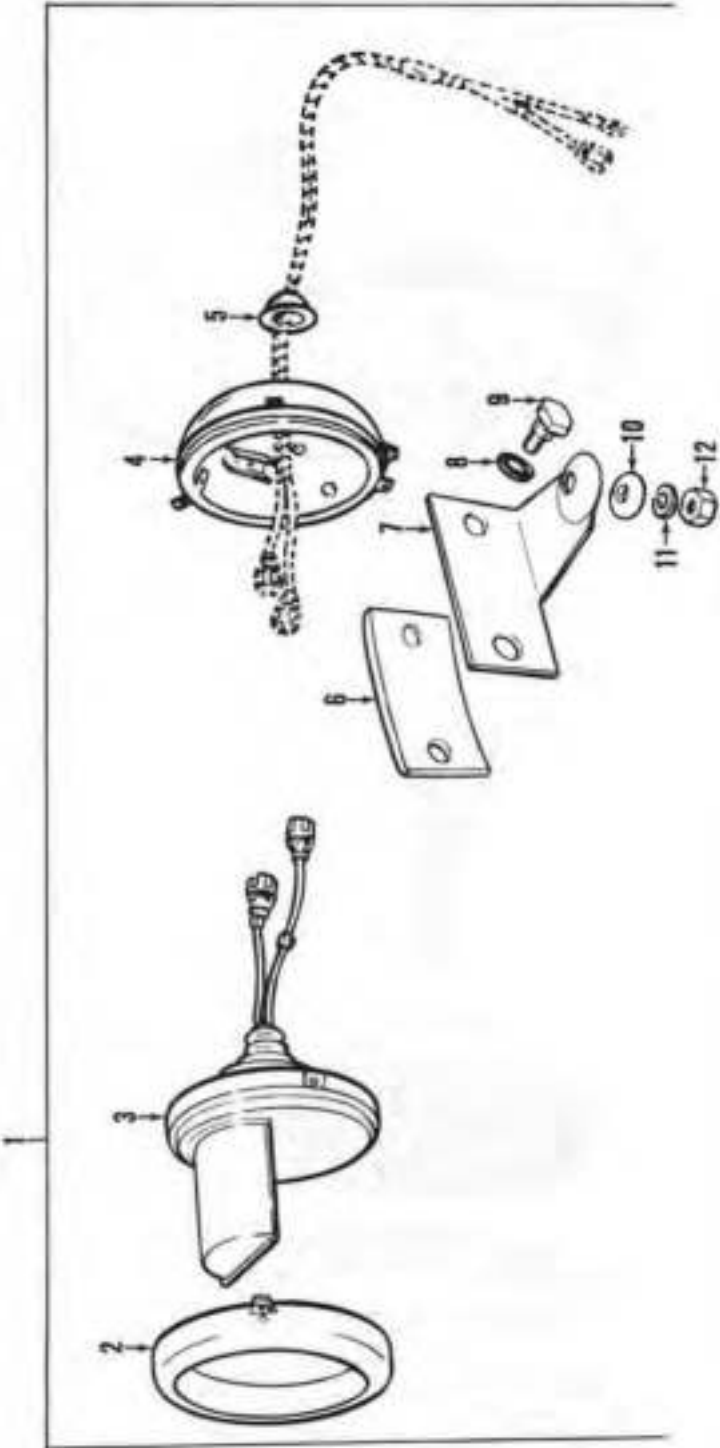


Figure 37. Blackout Driving Lamp

AT 40703

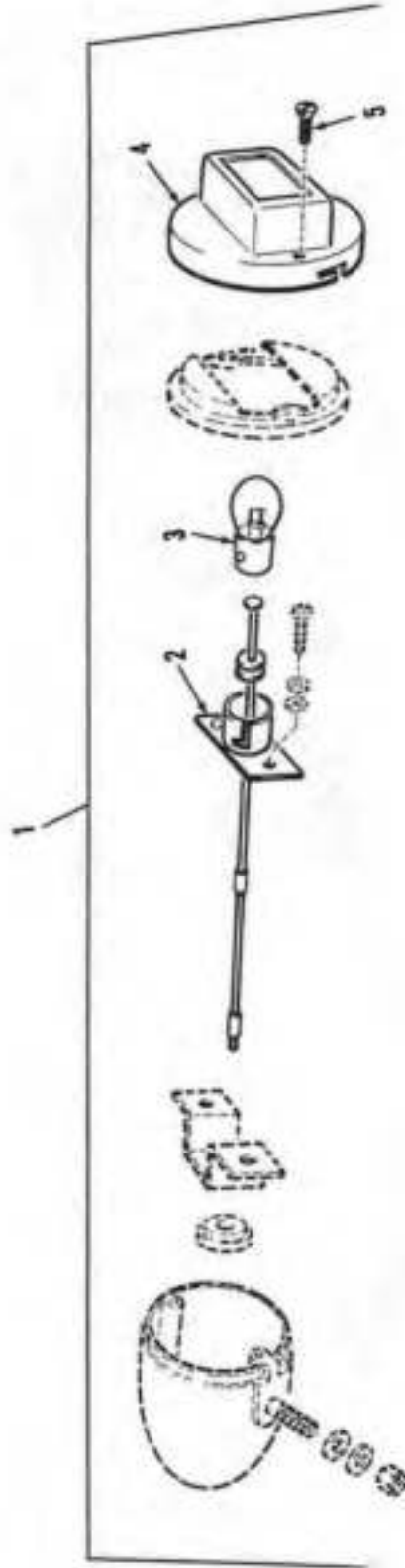


Figure 36. Blackout Marker Lamp

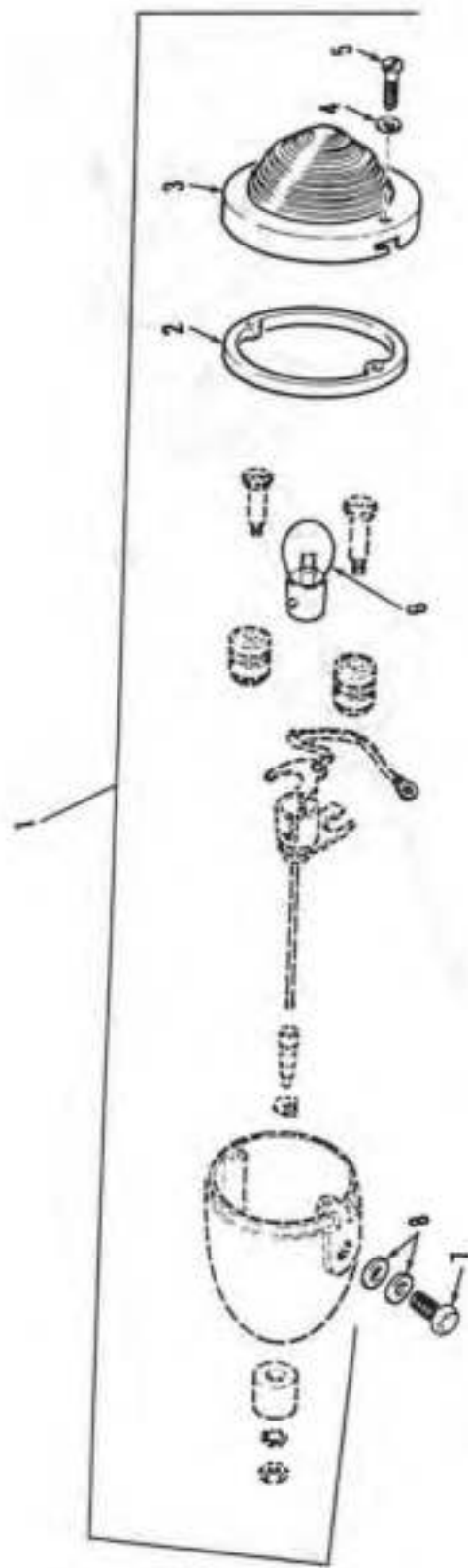


Figure 39. Turn Signal Lamp

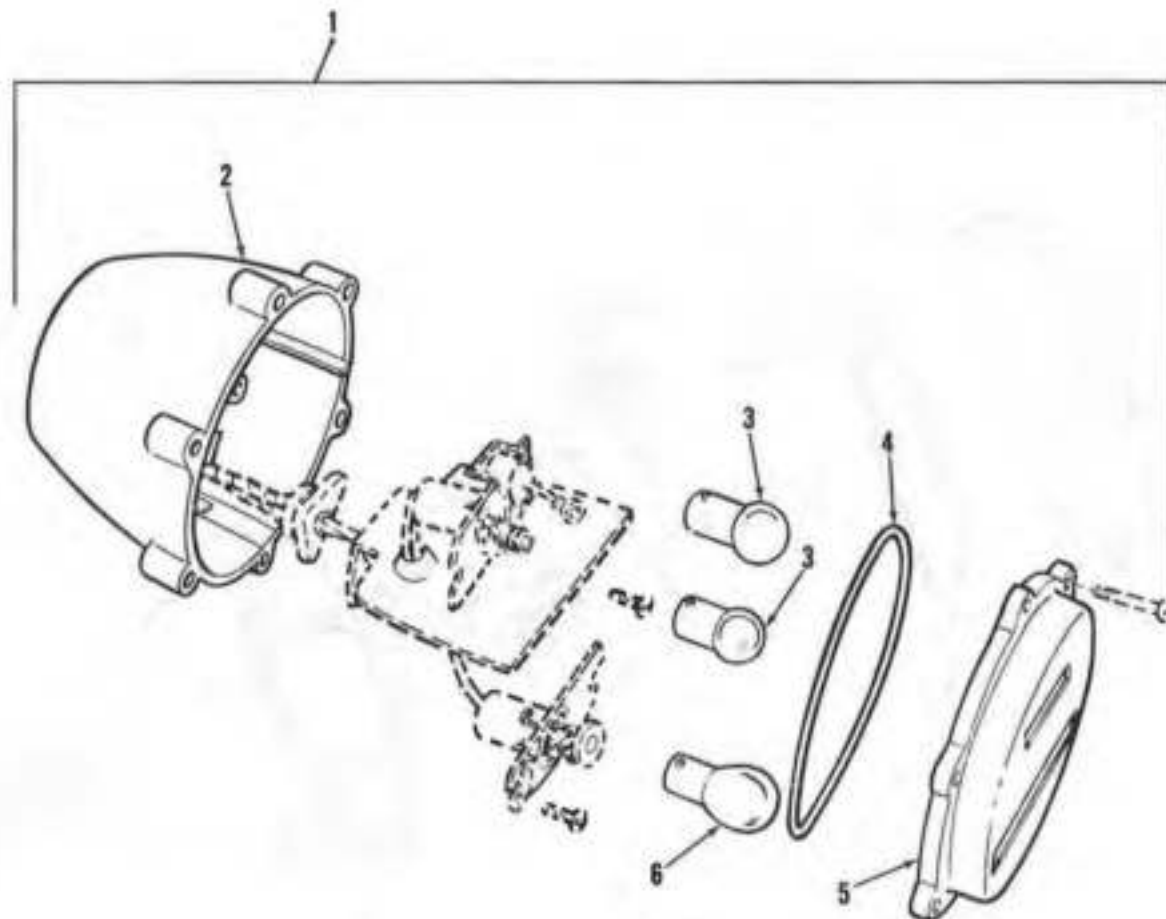


Figure 40. Left Service Blackout Tail and Stoplight

AT 40706



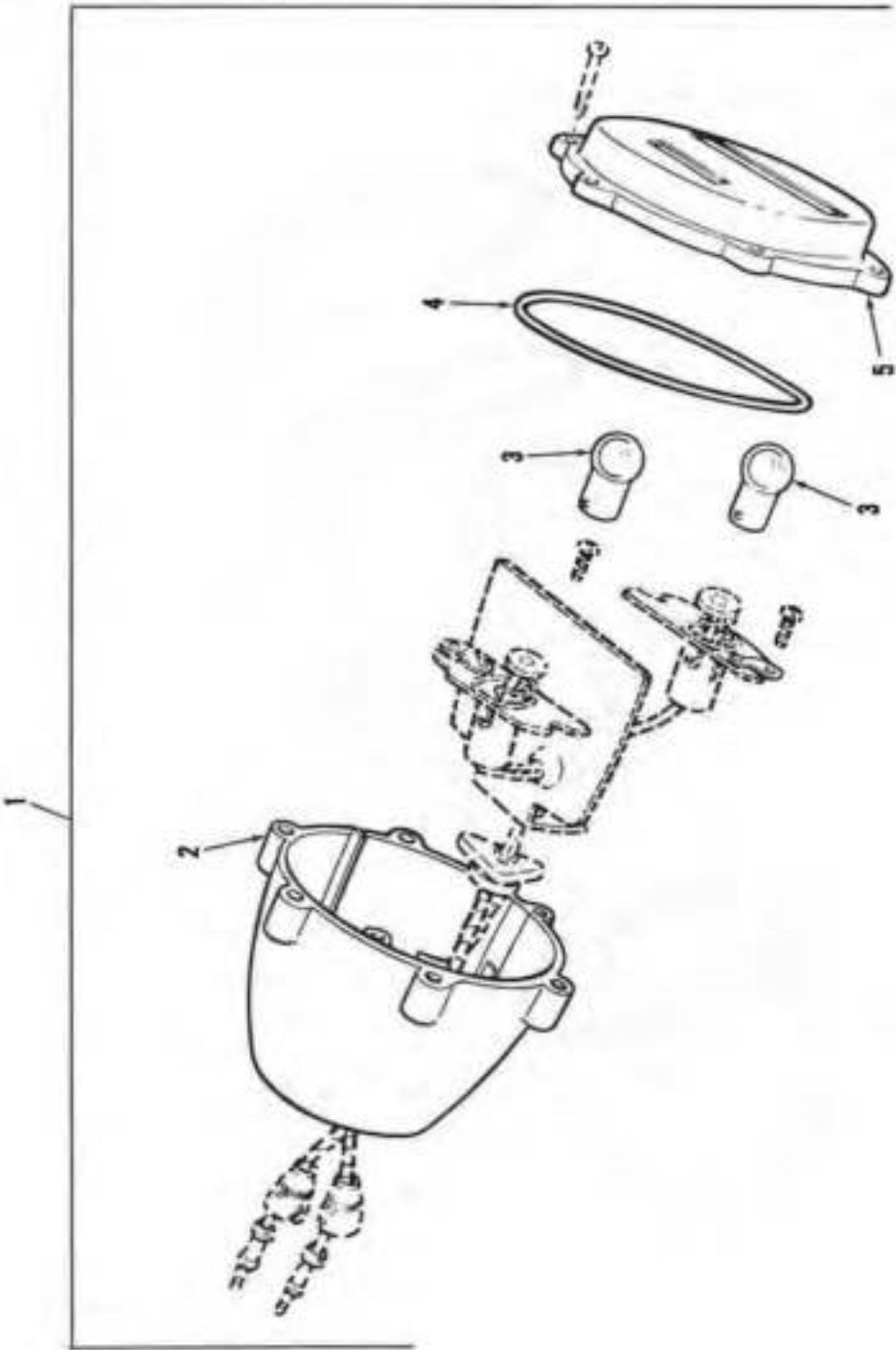


Figure 41. Right Service Blackout, Tail and Stoplight

AT 40708

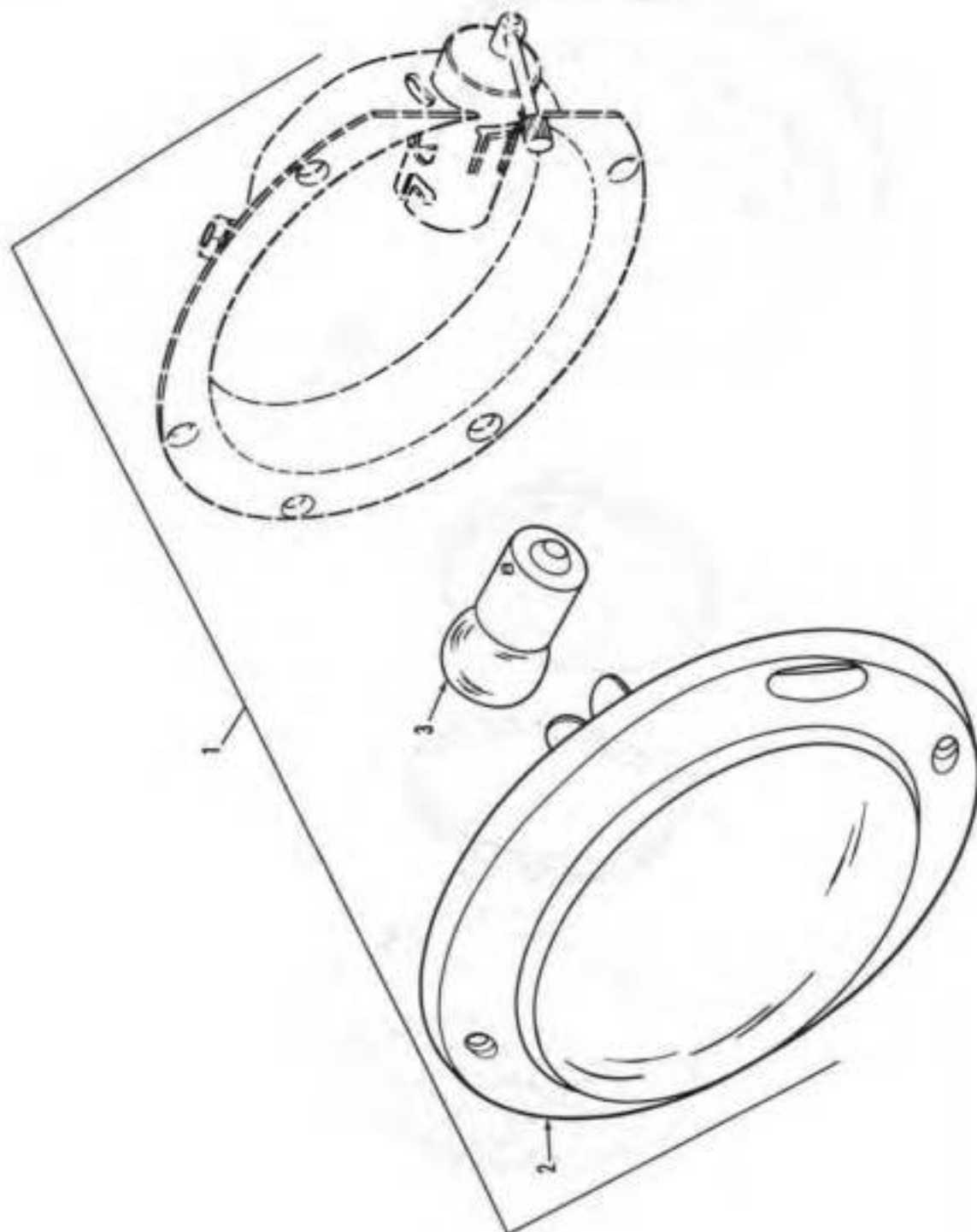


Figure 42. Dome Light

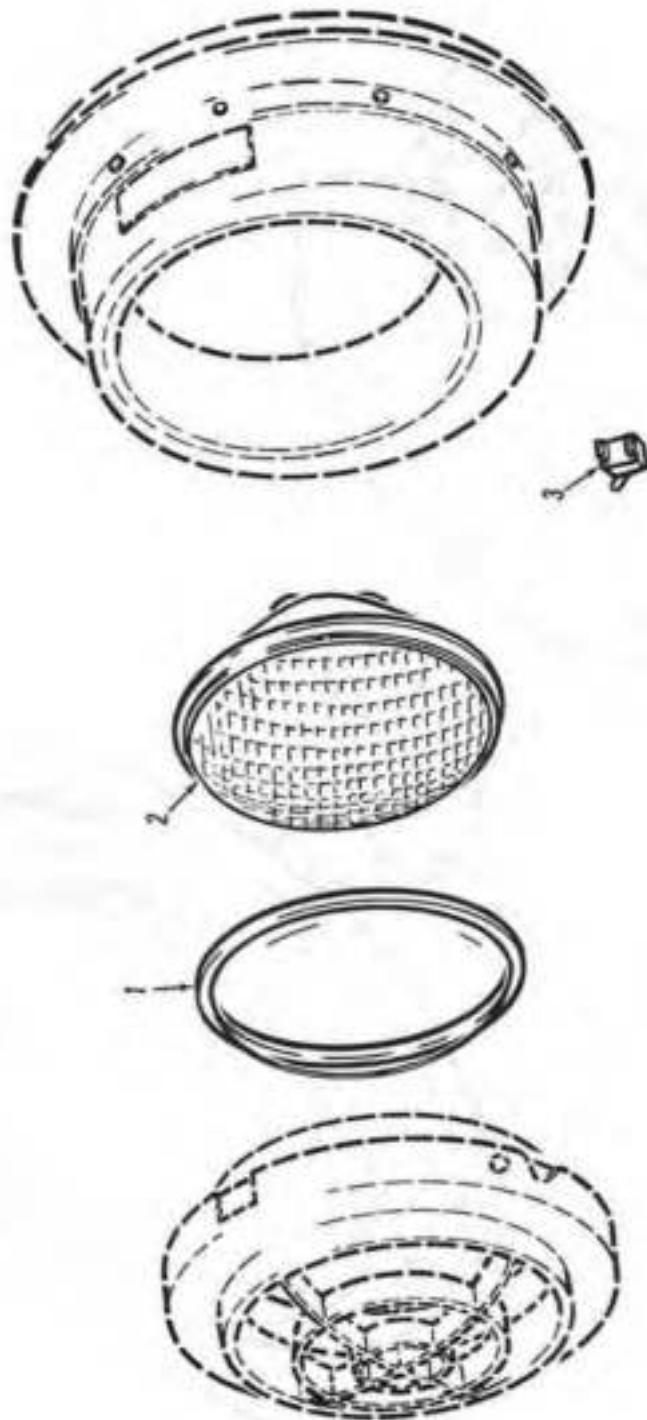


Figure 43. Surgical Lamp

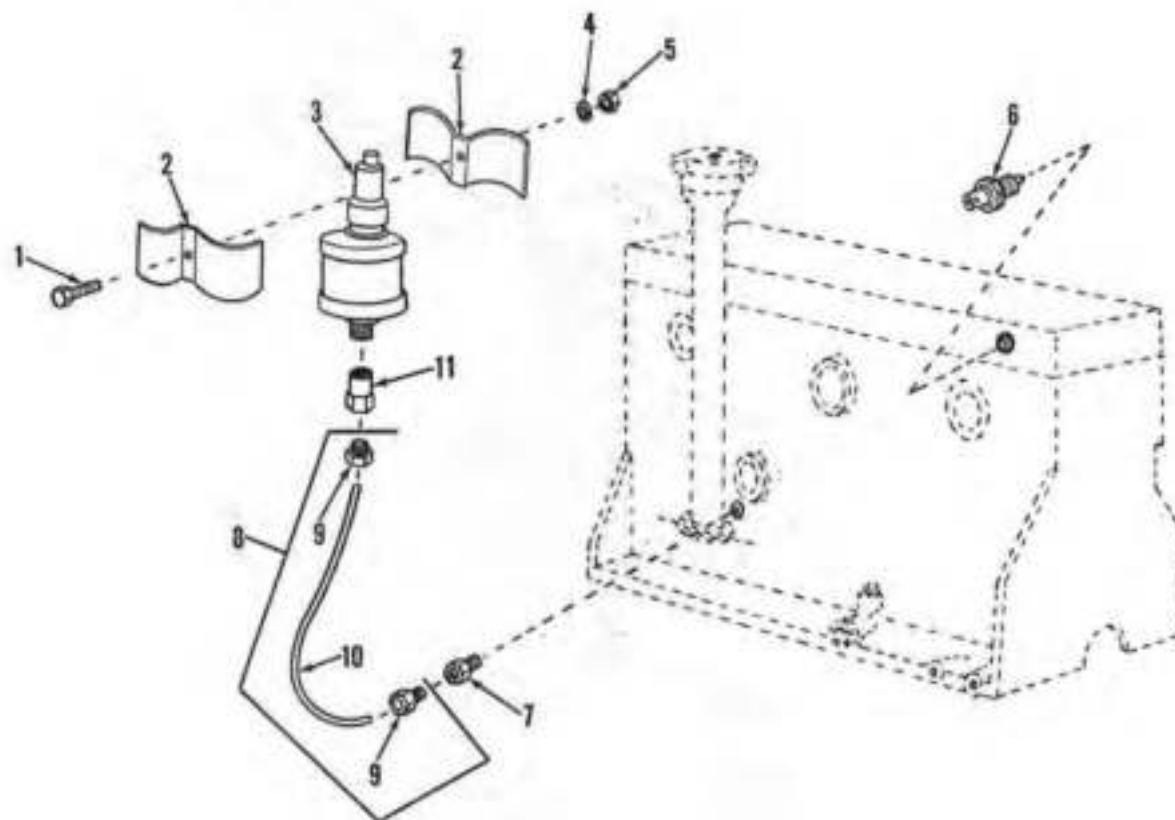


Figure 44. Oil Pressure and Water Temperature Sending Units

AT 40710

TM 9-2320-219-34P




Figure 45. Fuel Gage Sending Unit

AT 40712

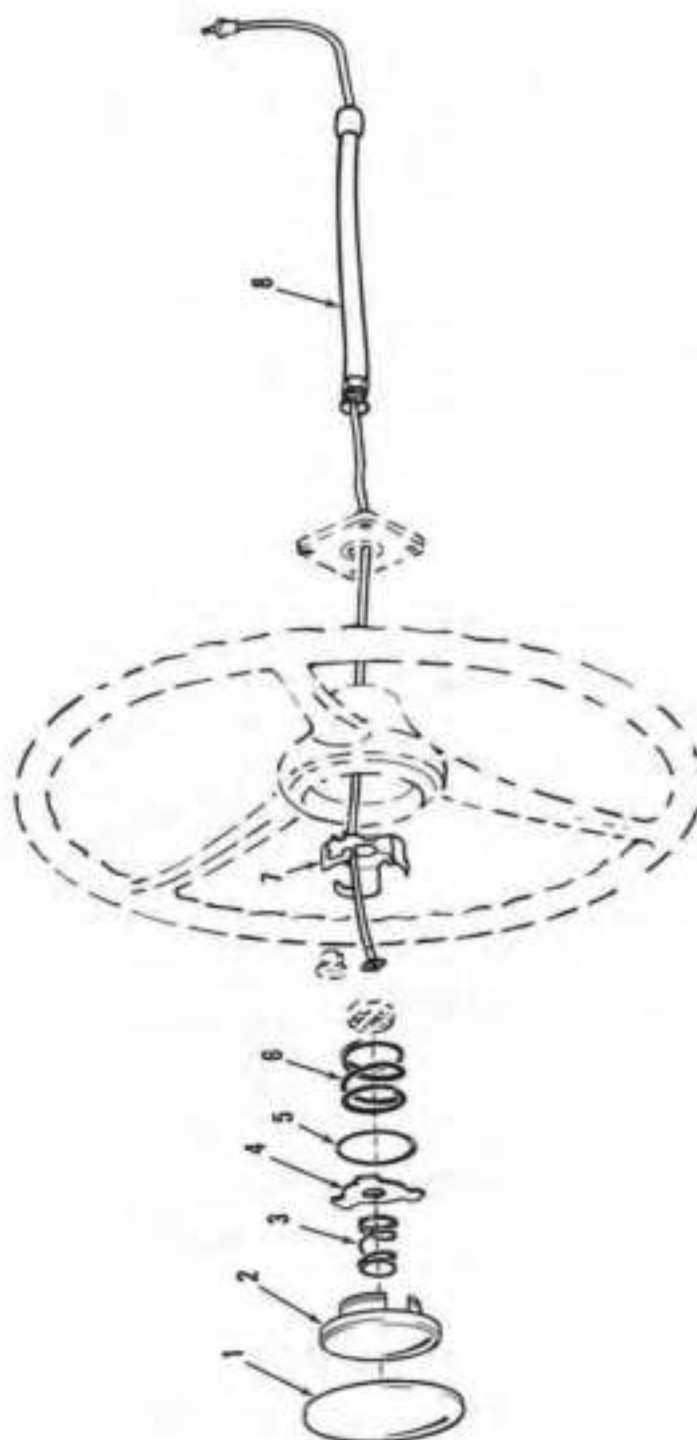
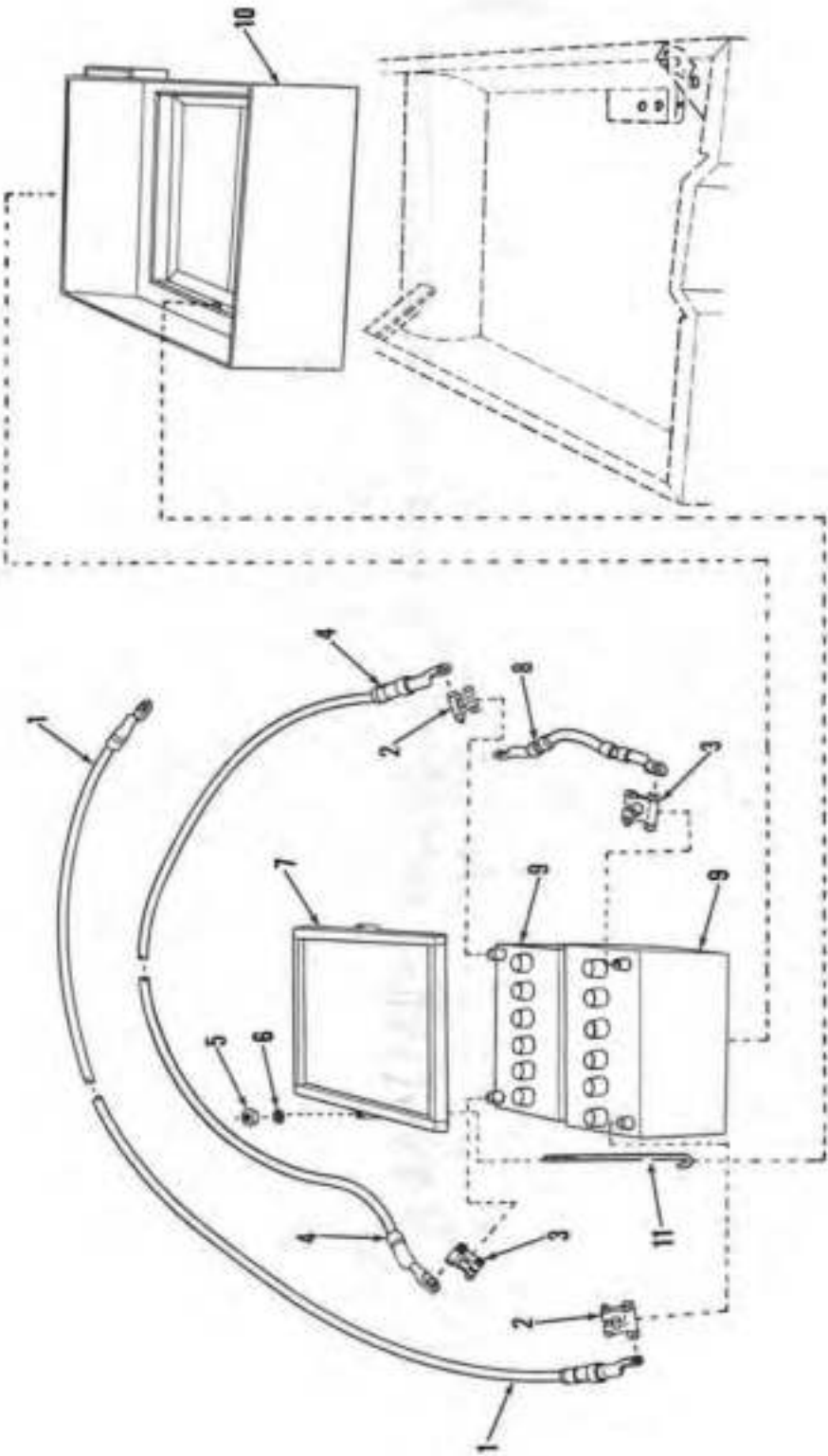


Figure 46. Horn



AT 40713

Figure 47. Batteries and Cables



**Section II.**  
**DIRECT SUPPORT AND GENERAL SUPPORT MAINTENANCE**  
**REPAIR PARTS LIST AND SPECIAL TOOLS LIST**  
**(INCLUDING DEPOT MAINTENANCE ALLOWANCES)**

(1) SMB Code	(2) Federal Stock Number	(3) Description  Reference Number & Mfr. Code	(4) Unit of meas	(5) Qty inc. in unit	(6) 30-day DS maint allowance			(7) 30-day GS maint allowance			(8) 1-yr allow per 100 equip cat- gry	(9) Depot maint allow per 100 equip	(10) Illustration	
					(a)	(b)	(c)	(a)	(b)	(c)			(a) Figure No.	(b) Item No.
					1-00	21-00	31-100	1-20	21-00	31-100				
		GROUP 07-TRANSMISSION												
		0700-TRANSMISSION ASSEMBLY												
P-F	5310-167-0600	WASHER, LOCK: transmission mounting MS35338-49 (96906)	EA	4	*	*	*	*	*	*	*	*	48	1
P-F	5305-716-8200	SCREW, CAP, HEXAGON HEAD: transmission mounting MS90725-139 (96906)	EA	4	*	*	*	*	*	*	*	*	48	2
P-F-S	2520-975-7081	TRANSMISSION, MECHANICAL: with cover, assembly 8743048 (19207)	EA	1	*	*	*	*	*	*	*	*	48	3
P-H	2520-576-5281	GASKET SET: transmission 7705759 (19207) Consisting of:	EA	1				*	*	*	*	*		
P-H	5330-358-8629	GASKET BEARING RETAINER 7373396 (19207)	EA	2				*	*	*			49	18
P-H	2520-447-3406	GASKET POWER TAKE-OFF 5214787 (19207)	EA	2				*	*	*			49	33
X1		GASKET COUNTERSHAFT 7373617 (19207)	EA	2				*	*	*			49	38
P-H	2520-737-3393	GASKET BEARING COVER 7373393 (19207)	EA	2				*	*	*			49	41
P-H	5330-737-3618	GASKET 7373618 (19207)	EA	1				*	*	*			49	51
P-H	5330-737-3628	GASKET 7373628 (19207)	EA	1				*	*	*			50	22
		0701-TRANSMISSION SHAFTS												
P-H	2520-654-3458	GEAR, SYNCHRONIZER, ASSEMBLY: (used with transmission, FSN 2520-975-7081) 7057656 (19207)	EA	1				*	*	*	*	*	49	1
P-H	2520-217-9291	SYNCHRONIZER, STOP RING: outer 1669893 (12204)	EA	2				*	*	*	*	*	49	2
P-H	2520-594-0098	SYNCHRONIZER, STOP RING: inner 1669891 (12204)	EA	2				*	*	*	*	*	49	3
P-H	2520-594-0088	SYNCHRONIZER: sliding clutch 1004334 (12204)	EA	2				*	*	*	*	*	49	4
P-H	5365-622-3721	RING, RETAINING: snap synchronizer (0.086-0.088) (used with transmission, FSN 2520-975-7081) 7057622 (19207)	EA	V				*	*	*	*	*	49	5
P-H	5365-622-3722	RING, RETAINING: snap synchronizer (0.089-0.091) used with transmission, FSN 2520-975-7081) 7057623 (19207)	EA	V				*	*	*	*	*	49	5
P-H	5365-622-3723	RING, RETAINING: snap synchronizer (0.092-0.094) (used with transmission, FSN 2520-975-7081) 7057625 (19207)	EA	V				*	*	*	*	*	49	5

TM 9-2320-212-34P

**Section II.**  
**DIRECT SUPPORT AND GENERAL SUPPORT MAINTENANCE**  
**REPAIR PARTS LIST AND SPECIAL TOOLS LIST**  
**(INCLUDING DEPOT MAINTENANCE ALLOWANCES)**

(1) SMR Code	(2) Federal Stock Number	(3) Description  Reference Number & Mfr. Code	(4) Unit of meas	(5) Qty inc. in unit	(6) 30-day DS maint allowance			(7) 30-day GS maint allowance			(8) 1-yr allow per 100 equip ent- ery	(9) Depot maint allow per 100 equip	(10) Illustration	
					(a)	(b)	(c)	(a)	(b)	(c)			(a) Figure No.	(b) Item No.
					1-20	21-50	51-100	1-20	21-50	51-100				
P-H	5365-622-3724	0701.—TRANSMISSION SHAFTS—Continued RING, RETAINING: snap, synchronizer (0.095-0.097) (used with transmission, FSN 2520-975-7081) 7057625 (19207)	EA	V				*	*	*	*	*	49	5
P-H	2520-594-0089	SYNCHRONIZER: clutch gear 166435 (12204)	EA	1				*	*	*	*	*	49	6
P-H	2520-649-6496	SHIM, TRANSMISSION: mechanical, third speed gear (used with transmission, FSN 2520-975-7081) (0.009- 0.011 in. thk) 7057627 (19207)	EA	V				*	*	*	*	*	49	7
P-H	2520-654-1310	SHIM TRANSMISSION: mechanical, third speed gear (used with transmission, FSN 2520-975-7081) (0.014- 0.016 in. thk) 7057628 (19207)	EA	V				*	*	*	*	*	49	7
P-H	2520-594-0084	GEAR, HELICAL: third speed (used with transmission, FSN 2520-975-7081) 7057631 (19207)	EA	1				*	*	*	*	*	49	8
P-H	5365-285-6942	RING, RETAINING: second speed gear (used with transmission, FSN 2520-975-7081) MS90708-200 (96906)	EA	1				*	*	*	*	*	49	9
P-H	2520-658-8108	GEAR, HELICAL: transmission mechanical, second speed (used with transmission, FSN 2520-975-7081) 7057634 (19207)	EA	1				*	*	*	*	*	49	10
P-H	2520-594-9081	MAINSHAFT: transmission, mechanical (used with transmission, FSN 2520-975-7081) 7057635 (19207)	EA	1				*	*	*	*	*	49	11
P-H	2520-594-0083	GEAR, SLIDING: first and second (used with trans- mission, FSN 2520-975-7081) 7057632 (19207)	EA	1				*	*	*	*	*	49	12
P-H	2520-622-3772	GEAR, CLUSTER: countershaft (used with transmission, FSN 2520-975-7081) 1664336 (12204)	EA	1				*	*	*	*	*	49	13
P-H	2520-594-0091	GEAR, CLUSTER: reverse idler (used with transmission, FSN 2520-975-7081) 705621 (19207)	EA	1				*	*	*	*	*	49	14
X2		PLUG: drain and inspection 8485984 (19207)	EA	2	*	*	*	*	*	*	*	*	49	15
P-H	3110-293-8438	BEARING, BALL: rear 4760X1 (24617)	EA	2				*	*	*	*	*	49	16

**Section II.**  
**DIRECT SUPPORT AND GENERAL SUPPORT MAINTENANCE**  
**REPAIR PARTS LIST AND SPECIAL TOOLS LIST**  
**(INCLUDING DEPOT MAINTENANCE ALLOWANCES)**

(1) SMR Code	(2) Federal Stock Number	(3) Description  Reference Number & Mfr. Code	(4) Unit of meas.	(5) Qty inc. in unit	(6) 30-day DS maint. allowance			(7) 30-day GS maint. allowance			(8) 1-yr slw per 100 equip. ent- gry	(9) Depot maint slw per 100 equip.	(10) Illustration	
					(a)	(b)	(c)	(a)	(b)	(c)			(a) Figure No.	(b) Item No.
					1-40	21-30	31-100	1-20	21-30	31-100				
		0701—TRANSMISSION SHAFTS—Continued												
X2-H		SPACER, BEARING: mainshaft 1269283 (12204)	EA	1				*	*	*			49	17
X2-H		RETAINER, MAINSHAFT: bearing (used with trans- mission, FSN 2520-975-7081) 1788587 (12204)	EA	1				*	*	*			49	19
P-H	4730-554-7552	SCREW, ASSEMBLED LOCKWASHER: 187824 (66593)	EA	5				*	*	*	*	*	49	20
P-O	2520-654-1312	SEAL, PLAIN, ENCASED: mainshaft bearing (used with transmission, FSN 2520-975-7081) 7057657 (19207)	EA	1	*	*	*	*	*	*	*	*	49	21
X2		COMPANION, FLANGE: transmission 7373704 (19207)	EA	1	*	*	*	*	*	*	*	*	49	22
P-O	5310-350-5617	WASHER: companion flange 556940 (12204)	EA	1	*	*	*	*	*	*	*	*	49	23
P-O	5315-012-0123	PIN, COTTER: companion flange MS24665-355 (96906)	EA	1	*	*	*	*	*	*	*	*	49	24
P-O	5310-360-6911	NUT, CASTELLATED: companion flange 562636 (12204)	EA	1	*	*	*	*	*	*	*	*	49	25
P-H	2520-594-0090	REAR, BEARING RETAINER: countershaft 1664338 (12204)	EA	1				*	*	*	*	*	49	26
P-H		SCREW, ASSEMBLED, LOCKWASHER: 423346 (12204)	EA	12				*	*	*	*	*	49	27
P-H	2520-737-3620	PLATE, LOCK: reverse idler gear shaft 7373620 (19207)	EA	1				*	*	*	*	*	49	28
P-H	5330-171-6833	SCREW ASSEMBLED, LOCKWASHER: reverse idler plate 423351 (21450)	EA	13				*	*	*	*	*	49	29
P-H	2520-737-3623	SHAFT, SHOULDERED: reverse idler 7373623 (19207)	EA	1				*	*	*	*	*	49	30
P-H	3110-902-1690	BEARING: roller, needle countershaft rear 1265674 (12204)	EA	1				*	*	*	*	*	49	32
X2		COVER: power-take-off 7411910 (19207)	EA	2				*	*	*	*	*	49	34
P-H	3110-554-5963	BEARING, BALL: countershaft front 700952 (21450)	EA	1				*	*	*	*	*	49	35
P-H	3110-737-3621	WASHER, RETAINING: countershaft 7373621 (19207)	EA	1				*	*	*	*	*	49	36

TM 9-2320-212-34P

## 110

TM 9-2320-212-144

[illegible]

**Section II.**  
**DIRECT SUPPORT AND GENERAL SUPPORT MAINTENANCE**  
**REPAIR PARTS LIST AND SPECIAL TOOLS LIST**  
**(INCLUDING DEPOT MAINTENANCE ALLOWANCES)**

(1) SMR Code	(2) Federal Stock Number	(3) Description  Reference Number & Mfr. Code      Usable On Code	(4) Unit of meas	(5) Qty inc in unit	(6) 30-day DS maint allowance			(7) 30-day GS maint allowance			(8) 1-yr altw per 100 equip cnt- gcy	(9) Depot maint altw per 100 equip	(10) Illustration	
					(a)	(b)	(c)	(a)	(b)	(c)			(a)	(b)
					1-20	21-50	51-100	1-20	21-50	51-100			Figure No.	Item No.
		0704—TRANSMISSION TOP COVER ASSEMBLY Continued												
P-F	2520-654-1301	LEVER, GEAR SHIFT: transmission fused with trans- mission, FSN 2520-975-7081) 7057658 (19207)	EA	1	*	*	*	*	*	*	*	*	50	4
P-F	2520-601-5173	SPRING, HELICAL, COMPRESSION: gear shift lever ball (used with transmission, FSN 2520-975-7081) 7057651 (19207)	EA	1	*	*	*	*	*	*	*	*	50	5
P-F	2520-594-0096	CUP, GEAR SHIFT: lever ball (used with transmission, FSN 2520-975-7081) 7057650 (19207)	EA	1	*	*	*	*	*	*	*	*	50	6
X2		RETAINER: gear shift lever fused w / transmission, FSN 2520-975-7081) 1936620 (12204)	EA	1	*	*	*	*	*	*	*	*	50	7
P-F	5306-622-4789	BOLT, SHOULDERED: top cover, short (used w / transmission, FSN 2520-975-7081) 7057637 (19207)	EA	1	*	*	*	*	*	*	*	*	50	8
P-F	5310-637-9541	WASHER, LOCK: transmission top cover short MS35338-46 (96906)	EA	2	*	*	*	*	*	*	*	*	50	9
P-F	5306-622-4790	BOLT, SHOULDERED: cap, top cover lon (used w / transmission, FSN 2520-975-7081) 7057638 (19207)	EA	2	*	*	*	*	*	*	*	*	50	10
P-F	5340-737-3635	PLUG, HEXAGON: shifter shaft interlock 7373635 (19207)	EA	1	*	*	*	*	*	*	*	*	50	11
P-F	5305-406-5390	SCREW, ASSEMBLED, LOCKWASHER: top cover, short (used w / transmission, FSN 2520-975-7081) 423351 (12204)	EA	1	*	*	*	*	*	*	*	*	50	12
P-F	2520-622-4793	SHAFT, SHIFTER: first and second speed gear (used w / transmission, FSN 2520-975-7081) 1664349 (12204)	EA	1	*	*	*	*	*	*	*	*	50	13
P-F	5340-050-1593	PLUG, EXPANSION: gear shifter shaft hole MS35648-5 (96906)	EA	6	*	*	*	*	*	*	*	*	50	14
P-F	2520-525-0608	PLUNGER: interlock shifter shaft 5250608 (19207)	EA	2	*	*	*	*	*	*	*	*	50	15
P-F	2520-622-4791	SHAFT, SHIFTER: direct and third speed gear (used w / transmission, FSN 2520-975-7081) 1664347 (12204)	EA	1	*	*	*	*	*	*	*	*	50	16
P-F	5315-737-3633	PIN, STRAIGHT, HEADLESS: inter-lock shifter shaft 7373633 (19207)	EA	1	*	*	*	*	*	*	*	*	50	17

## 112

TM 9-2320-212-34P

[illegible]



AT 40714

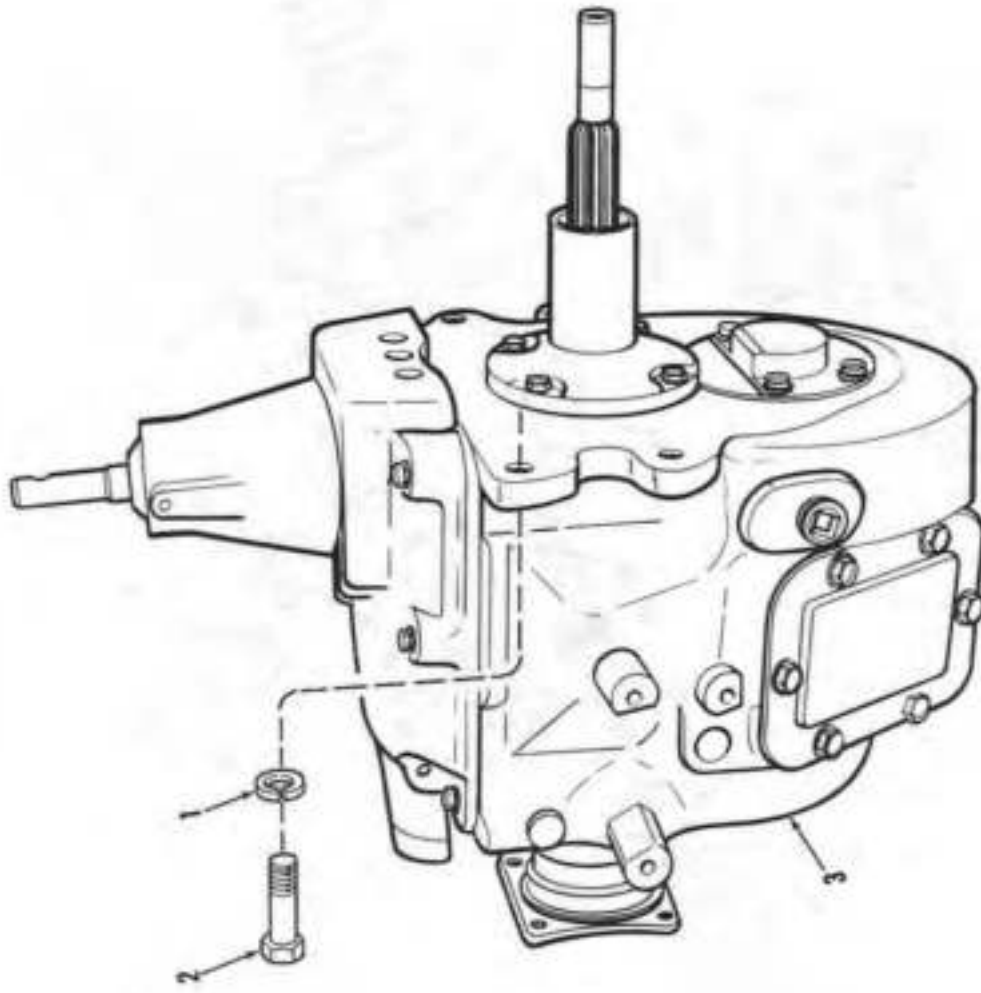


Figure 48. Transmission Mounting



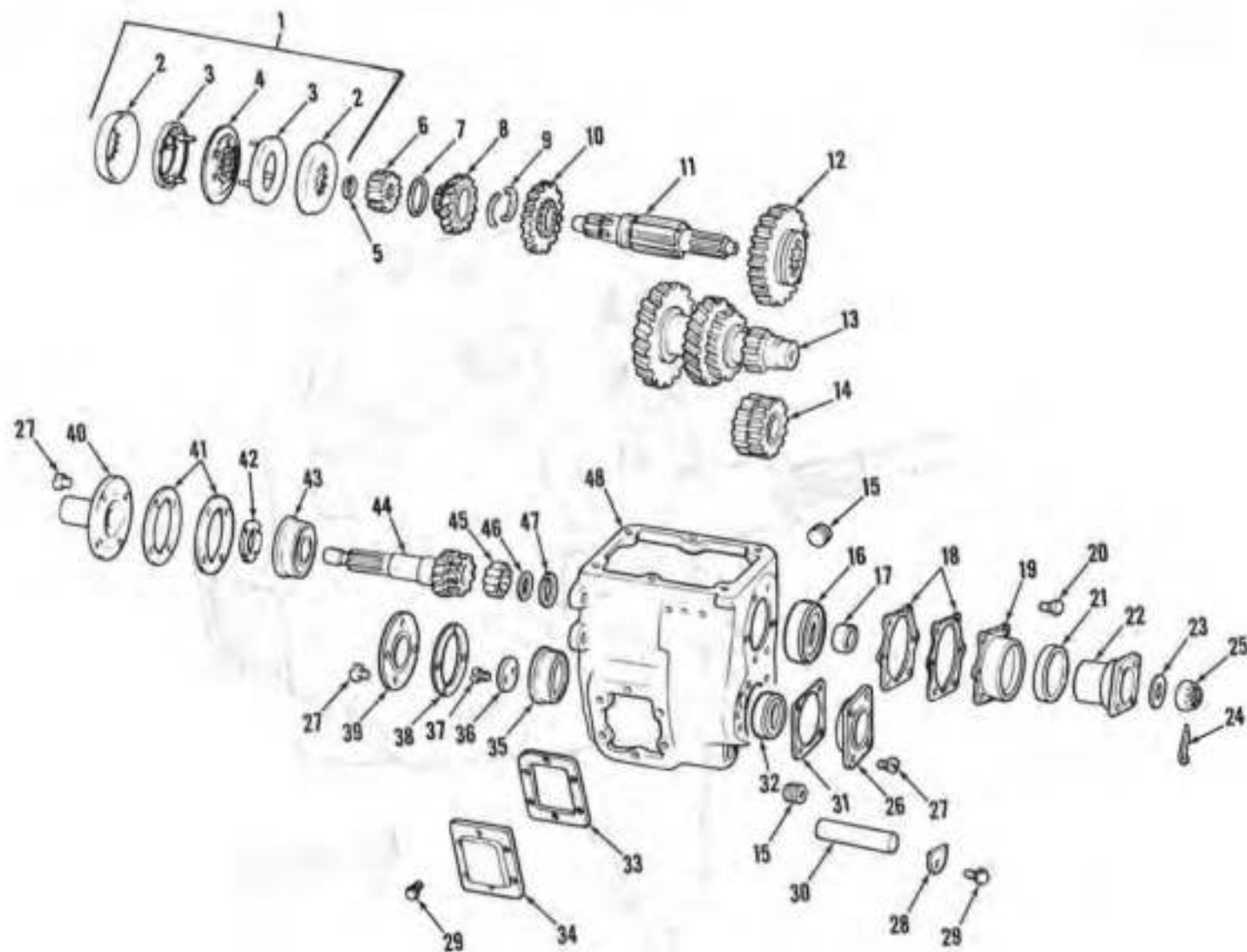
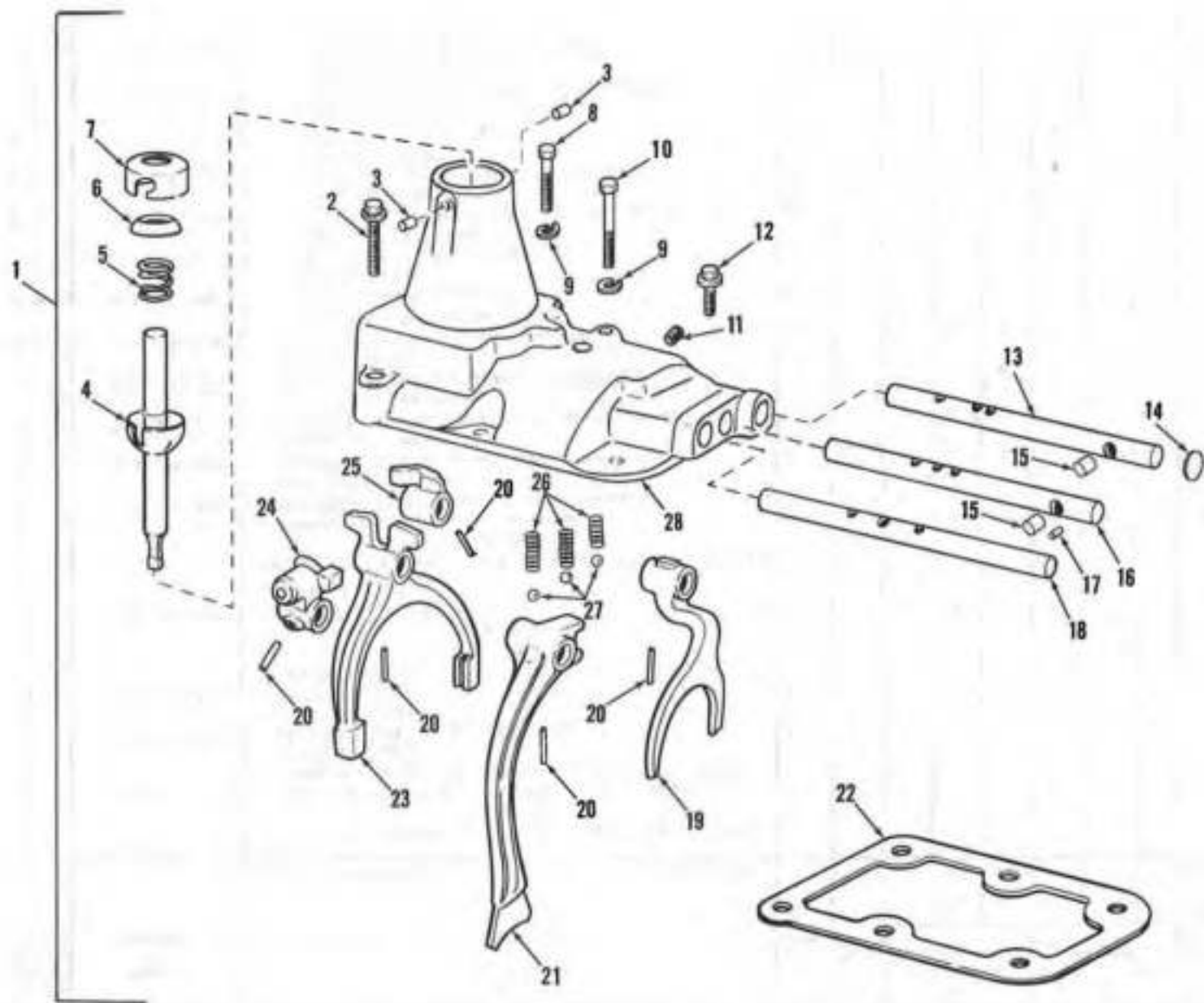


Figure 49. Transmission Gears and Shafts

AT 40715



AT 40716

Figure 50. Transmission Top Cover

**Section II.**  
**DIRECT SUPPORT AND GENERAL SUPPORT MAINTENANCE**  
**REPAIR PARTS LIST AND SPECIAL TOOLS LIST**  
**(INCLUDING DEPOT MAINTENANCE ALLOWANCES)**

(1) SMB Code	(2) Federal Stock Number	(3) Description  Reference Number & Mfr. Code	(4) Unit of meas.	(5) Qty. inc. in unit	(6) 30-day DS maint. allowance			(7) 30-day GS maint. allowance			(8) 1-yr allow. per 100 equip. cat- gory	(9) Depot maint. allow. per 100 equip.	(10) Illustration	
					(a)	(b)	(c)	(a)	(b)	(c)			(a)	(b)
					1-20	21-50	51-200	1-20	21-50	51-100			Figure No.	Item No.
		0704—TRANSMISSION TOP COVER ASSEMBLY— Continued												
P-F	3340-217-9302	SPRING, HELICAL COMPRESSION: shifter shaft detent ball (used w/ transmission, FSN 2520-975-7081) 7057644 (19207)	EA	3	*	*	*	*	*	*	*	*	50	26
P-F	3110-100-6182	DETENT, BALL: gear shift shaft 104920 (12204)	EA	3	*	*	*	*	*	*	*	*	50	27
P-F	2520-846-4660	COVER, CASE: 1666553 (12204)	EA	1	*	*	*	*	*	*	*	*	50	28
		"Non-Illustrated"												
P-F	2520-737-3629	LEVER: gear shift 7373629 (19207)	EA	1	*	*	*	*	*	*	*	*		
		0801—POWER TRANSFER AND FINAL DRIVE ASSEMBLIES												
X2		SHOCK: transfer bracket mounting	EA	8	*	*	*	*	*	*	*	*	51	3
P-F	5310-809-4085	WASHER, FLAT: transfer bracket mounting MS27183-16 (96906)	EA	4	*	*	*	*	*	*	*	*	51	4
P-F	5310-209-0965	WASHER, LOCK: transfer bracket mounting MS35338-47 (96906)	EA	4	*	*	*	*	*	*	*	*	51	5
P-F	5310-880-7745	NUT, PLAIN, HEXAGON: transfer bracket mounting MS51968-11 (96906)	EA	4	*	*	*	*	*	*	*	*	51	6
P-F-R	2520-737-3721	TRANSFER, TRANSMISSION ASSEMBLY: 7373721 (19207)	EA	1	*	*	*	*	*	*	*	*	51	7
P-O	5315-236-8362	PIN, COTTER: transfer assembly MS24665-376 (96906)	EA	3	*	*	*	*	*	*	*	*	52	1
P-O	5310-360-6911	NUT: companion flange 562536 (12204)	EA	3	*	*	*	*	*	*	*	*	52	2
P-O	5310-809-8540	WASHER, FLAT: retaining nut MS27183-25 (96906)	EA	3	*	*	*	*	*	*	*	*	52	3
P-O	2520-737-3705	FLANGE, COMPANION: rear axle output 7373705 (19207)	EA	1	*	*	*	*	*	*	*	*	52	4
P-O	2520-737-3704	FLANGE, COMPANION: handbrake 7373704 (19207)	EA	1	*	*	*	*	*	*	*	*	52	5
P-O		SEAL: companion flange 7705744 (19207)	EA	2	*	*	*	*	*	*	*	*	52	6
P-H	5310-880-7745	NUT, PLAIN, HEXAGON: bearing retainer MS51968-11 (96906)	EA	8				*	*	*	*	*	52	7
P-H	5310-209-0965	WASHER, LOCK: bearing retainer MS35338-47 (96906)	EA	8				*	*	*	*	*	52	8

**Section II.**  
**DIRECT SUPPORT AND GENERAL SUPPORT MAINTENANCE**  
**REPAIR PARTS LIST AND SPECIAL TOOLS LIST**  
**(INCLUDING DEPOT MAINTENANCE ALLOWANCES)**

(1) SMR Code	(2) Federal Stock Number	(3) Description  Reference Number & Mfr. Code	(4) Unit of meas	(5) Qty inc. in unit	(6) 30-day DS maint allowance			(7) 30-day GS maint allowance			(8) 1-yr slw per 100 equip est- 009	(9) Depot maint slw per 100 equip	(10) Illustration	
					(a)	(b)	(c)	(a)	(b)	(c)			(a) Figure No.	(b) Item No.
					1-20	21-50	51-100	1-20	21-50	51-100				
		0001—POWER TRANSFER AND FINAL DRIVE ASSEMBLIES—Continued												
P-H	2530-454-4819	RETAINER, BEARING: rear axle output shaft 7411871 (19207)	EA	2				*	*	*	*	*	52	9
P-H	3110-540-4659	BEARING, BALL: output shaft, front 43307X1 (24617)	EA	2				*	*	*	*	*	52	12
P-H	2520-734-2859	SHAFT, SHIFTER FRONT AXLE: output shaft clutch 7342859 (19207)	EA	1				*	*	*	*	*	52	13
P-H	2520-734-2858	SHAFT, SHIFTER: two speed 7342858 (19207)	EA	1				*	*	*	*	*	52	14
P-H	5330-291-9937	SEAL, PLAIN ENCASED: 39X16 (62983)	EA	2				*	*	*	*	*	52	15
P-H	2520-735-1129	PLUG, SHIFTER SHAFT: detent ball spring 7351129 (19207)	EA	2				*	*	*	*	*	52	16
P-H	5330-737-3727	GASKET: shifter shaft detent ball spring plug 7373727 (19207)	EA	2				*	*	*	*	*	52	17
P-H	2520-735-1126	SPRING, HELICAL COMPRESSION: shifter detent ball 7351126 (19207)	EA	2				*	*	*	*	*	52	18
P-H	3110-100-6153	BALL: shifter detent MS19059-51 (96906)	EA	2				*	*	*	*	*	52	19
P-H	5307-227-1818	STUD: transfer case 5248536 (19207)	EA	12				*	*	*	*	*	52	20
X1		CASE: transfer assembly 38361 (12204)		1									52	21
P-O	4730-088-8665	PLUG, PIPE: filler and drain MS49005-10 (96906)	EA	2	*	*	*	*	*	*	*	*	52	23
P-H	5307-011-3247	STUD: transfer case 113247 (12204)	EA	16				*	*	*	*	*	52	24
P-H	5310-741-1881	WASHER, FLAT: thrust, clutch gear 927394 (12204)	EA	2				*	*	*	*	*	52	25
P-H	2520-735-1134	SHAFT: output, front axle 7351134 (19207)	EA	1				*	*	*	*	*	52	26
P-H	5305-741-1570	SETSCREW: output shaft 7411570 (19207)	EA	2				*	*	*	*	*	52	27
P-H	2520-709-1754	FORK, SHIFTER: front axle output shaft-clutch gear, high and low range gear 7091754 (19207)	EA	2				*	*	*	*	*	52	28
P-H	2520-741-1880	GEAR CLUTCH: 7411880 (19207)	EA	1				*	*	*	*	*	52	29

**Section II.**  
**DIRECT SUPPORT AND GENERAL SUPPORT MAINTENANCE**  
**REPAIR PARTS LIST AND SPECIAL TOOLS LIST**  
**(INCLUDING DEPOT MAINTENANCE ALLOWANCES)**

TM 9-2320-212-34P

(1) SMR Code	(2) Federal Stock Number	(3) Description  Reference Number & Mfr. Code      Usable On Code	(4) Unit of meas	(5) Qty inc in unit	(6) 30-day DS maint allowance			(7) 30-day GS maint allowance			(8) 1-yr altw per 100 equip cre- ncy	(9) Depot maint altw per 100 equip	(10) Illustration	
					(a)	(b)	(c)	(a)	(b)	(c)			(a) Figure No.	(b) Item No.
		0801—POWER TRANSFER AND FINAL DRIVE ASSEMBLIES—Continued												
P-H	3110-100-0747	CONE AND ROLLERS, TAPPRED ROLLER BEARING: bearing cage rear 705268 (21450)	EA	2				*	*	*	*	*	52	30
P-H	3110-100-0359	CUP, TAPERED ROLLER BEARING: bearing cage, rear 131390 (24617)	EA	2				*	*	*	*	*	52	31
P-H	2520-709-1752	GEAR: idler, w/ bearing cups, assembly 7091752 (19207)	EA	1				*	*	*	*	*	52	32
P-H	3120-734-2500	SPACER, BEARING: idler gear 7342500 (19207)	EA	1				*	*	*	*	*	52	33
P-H	2520-423-2811	SHIM, BEARING: idler gear 7373724 (19207)	EA	1				*	*	*	*	*	52	34
P-H	2520-734-2494	SHIM, BEARING: idler gear 7342494 (19207)	EA	1				*	*	*	*	*	52	35
P-H	2520-734-2495	SHIM, BEARING: idler gear 7342495 (19207)	EA	1				*	*	*	*	*	52	36
P-H	2520-734-2496	SHIM, BEARING: idler gear 7342496 (19207)	EA	1				*	*	*	*	*	52	37
P-H	2520-379-3891	SHAFT: idler gear 7342503 (19207)	EA	1				*	*	*	*	*	52	38
X2		COVER PLATE: access 7342649 (19207)	EA	1				*	*	*	*	*	52	40
P-H	5310-407-9566	WASHER, LOCKING: cover plate MS35338-45 (96906)	EA	4				*	*	*	*	*	52	41
P-H	5305-225-8497	BOLT, MACHINE: cover plate MS90725-32 (96906)	EA	4				*	*	*	*	*	52	42
P-H	2520-741-2044	GEAR: transfer drive 7412044 (12204)	EA	1				*	*	*	*	*	52	43
P-H	3110-198-2494	ROLLER, NEEDLE BEARING: transfer drive 862159 (12204)	EA	70				*	*	*	*	*	52	44
P-H	5340-734-2723	SPACER, RING: transfer drive 927769 (12204)	EA	1				*	*	*	*	*	52	45
P-H	5310-285-2170	WASHER, KEYWAY: drive gear, inner 7412046 (19207)	EA	1				*	*	*	*	*	52	46
P-H	2520-735-1062	SHAFT, SHOULDERED: 7351062 (19207)	EA	1				*	*	*	*	*	52	47
P-H	2520-741-2043	GEAR, SPUR: 7980934 (19207)	EA	1				*	*	*	*	*	52	48

**Section II.**  
**DIRECT SUPPORT AND GENERAL SUPPORT MAINTENANCE**  
**REPAIR PARTS LIST AND SPECIAL TOOLS LIST**  
**(INCLUDING DEPOT MAINTENANCE ALLOWANCES)**

(1) SMR Code	(2) Federal Stock Number	(3) Description  Reference Number & Mfr. Code	(4) Unit of meas	(5) Qty inc. in unit	(6) 30-day DS maint allowance			(7) 30-day GS maint allowance			(8) 1-yr allow per 100 equip crl- lity	(9) Depot maint allow per 100 equip	(10) Illustration	
					(a)	(b)	(c)	(a)	(b)	(c)			(a) Figure No.	(b) Item No.
					1-20	21-50	51-100	1-20	21-50	51-100				
		0801—POWER TRANSFER AND FINAL DRIVE ASSEMBLIES—Continued												
P-H	5340-741-1882	RING, RETAINING: pilot roller 7411882 (19207)	EA	1				*	*	*	*	*	53	1
P-H	3110-734-2865	ROLLER, BEARING: pilot, input shaft 7342865 (19207)	EA	15				*	*	*	*	*	53	2
P-H	2520-709-1753	SHAFT, AXLE: output w / integral gear 7091753 (19207)	EA	1				*	*	*	*	*	53	3
P-H	3110-100-3119	CONE AND ROLLERS, TAPERED ROLLER BEARING: output shaft 705308 (21450)	EA	1				*	*	*	*	*	53	4
P-H	3110-100-0376	CUP, TAPERED ROLLER BEARING: output shaft 503229 (12204)	EA	1				*	*	*	*	*	53	5
P-H	2520-423-2786	SPACER, SLEEVE: output shaft 7342501 (19207)	EA	1				*	*	*	*	*	53	6
P-H	2520-423-2811	SHIM: cage bearing front (0.015) 7373724 (19207)	EA	V				*	*	*	*	*	53	7
P-H	2520-734-2494	SHIM: cage bearing, front (0.0125) 7342494 (19207)	EA	V				*	*	*	*	*	53	8
P-H	2520-734-2495	SHIM: cage bearing, front (0.005) 7342495 (19207)	EA	V				*	*	*	*	*	53	9
P-H	2520-734-2496	SHIM: cage bearing, front (0.004) 7342496 (19207)	EA	V				*	*	*	*	*	53	10
P-H	2520-734-2861	CAGE, ASSEMBLY, BEARING, W / CUPS: 7342861 (19207)	EA	1				*	*	*	*	*	53	11
P-H	5310-637-9541	WASHER, LOCK: cage assembly MS35338-46 (96906)	EA	8				*	*	*	*	*	53	12
P-H	5305-269-3212	BOLT: cage assembly MS90725-61 (96906)	EA	10				*	*	*	*	*	53	13
P-H	3110-100-0359	CUP, TAPERED ROLLER, BEARING: 706746 (21450)	EA	1				*	*	*	*	*	53	14
P-H	3110-100-0747	CONE, TAPERED ROLLER BEARING: 705268 (21450)	EA	1				*	*	*	*	*	53	15
P-O		SEAL: transfer companion flange 7705744 (19207)	EA	1	*	*	*	*	*	*	*	*	53	16
P-O	2520-737-3705	FLANGE: companion 7373705 (19207)	EA	1	*	*	*	*	*	*	*	*	53	17
P-O	5310-809-8540	WASHER, FLAT: companion flange MS27183-25 (96906)	EA	1	*	*	*	*	*	*	*	*	53	18



Section II.  
**DIRECT SUPPORT AND GENERAL SUPPORT MAINTENANCE**  
**REPAIR PARTS LIST AND SPECIAL TOOLS LIST**  
**(INCLUDING DEPOT MAINTENANCE ALLOWANCES)**

(1) SMR Code	(2) Federal Stock Number	(3) Description  Reference Number & Mfr. Code      Usable On Code	(4) Unit of meas.	(5) Qty inc. in unit	(6) 30-day DS maint allowance			(7) 30-day GS maint allowance			(8) 1-yr shw per 100 equip col- gry	(9) Depot maint shw per 100 equip	(10) Illustration	
					(a)	(b)	(c)	(a)	(b)	(c)			(a)	(b)
					1-20	21-50	51-100	1-20	21-50	51-100			Figure No.	Item No.
		0001—POWER TRANSFER AND FINAL DRIVE ASSEMBLIES—Continued												
P-O	5315-236-8362	PIN, COTTER: companion flange MS24665-376 (96906)	EA	1	*	*	*	*	*	*	*	*	53	19
P-O	5310-360-6911	NUT, HEXAGON: companion flange 562536 (12204)	EA	1	*	*	*	*	*	*	*	*	53	20
P-H	5310-732-0559	NUT, HEXAGON: cage assembly MS51968-8 (96906)	EA	2				*	*	*	*	*	53	21
P-H	5340-741-1882	RING, RETAINING: pilot roller 7411882 (19207)	EA	1				*	*	*	*	*	54	1
P-H	3110-734-2865	ROLLER, BEARING: pilot input shaft 7342865 (19207)	EA	15				*	*	*	*	*	54	2
P-H	2520-709-1753	SHAFT, AXLE OUTPUT: w / integral gear 7091753 (19207)	EA	1				*	*	*	*	*	54	3
P-H	3110-100-3119	CONE AND ROLLERS, TAPERED ROLLER BEARING: 705308 (21450)	EA	1				*	*	*	*	*	54	4
P-H	3110-100-0376	CUP, TAPERED: bearing cage, front 503229 (12204)	EA	1				*	*	*	*	*	54	5
P-H	3020-741-1825	GEAR: speedometer drive 7411825 (19207)	EA	1				*	*	*	*	*	54	6
P-H	2520-423-2786	SPACER, SLEEVE: speedometer drive 7342501 (19207)	EA	1				*	*	*	*	*	54	7
P-H	2520-423-2811	SHIM: cage bearing front (0.015) 7373724 (19207)	EA	V				*	*	*	*	*	54	8
P-H	2520-734-2494	SHIM: cage bearing, front (0.0125) 7342494 (19207)	EA	V				*	*	*	*	*	54	9
P-H	2520-734-2495	SHIM: cage bearing, front (0.005) 7342495 (19207)	EA	V				*	*	*	*	*	54	10
P-H	2520-734-2496	SHIM: cage bearing, front (0.004) 7342496 (19207)	EA	V				*	*	*	*	*	54	11
P-O	4730-604-0777	VALVE, AIR, PRESSURE: 5277546 (19207)	EA	1	*	*	*	*	*	*	*	*	54	12
P-H	2520-734-2860	CAGE, BEARING UPPER ASSEMBLY: includes baffles, bearings, cups, and studs 7342860 (19207)	EA	1				*	*	*	*	*	54	13
P-O	2520-737-3731	NUT: speedometer drive 7373731 (19207)	EA	1	*	*	*	*	*	*	*	*	54	14
P-O	5310-741-1863	SEAL: speedometer drive pinion 7411863 (19207)	EA	1	*	*	*	*	*	*	*	*	54	15



**Section II.**  
**DIRECT SUPPORT AND GENERAL SUPPORT MAINTENANCE**  
**REPAIR PARTS LIST AND SPECIAL TOOLS LIST**  
**(INCLUDING DEPOT MAINTENANCE ALLOWANCES)**

(1) SMR Code	(2) Federal Stock Number	(3) Description  Reference Number & Mfr. Code      Usable On Code	(4) Unit of meas	(5) Qty inc. in unit	(6) 30-day DS maint allowance			(7) 30-day GS maint allowance			(8) 1-yr slw per 100 equip ent- gty	(9) Depot maint slw per 100 equip	(10) Illustration	
					(a)	(b)	(c)	(a)	(b)	(c)			(a) Figure No.	(b) Item No.
		0801 - POWER TRANSFER AND FINAL DRIVE ASSEMBLIES—Continued												
P-O	2520-737-3732	PINION, DRIVE: speedometer 7373732 (19207)	EA	1	*	*	*	*	*	*	*	*	54	16
P-H	3110-100-0350	CUP: tapered roller 131390 (24617)	EA	1				*	*	*	*	*	54	17
P-H	3110-100-0747	CONE AND ROLLERS, TAPERED ROLLER BEARING: 705268 (21450)	EA	1				*	*	*	*	*	54	18
P-O	2520-735-1116	FLANGE: companion 7351116 (19207)	EA	1	*	*	*	*	*	*	*	*	54	19
P-O	5310-809-8540	WASHER, PLAIN: companion flange MS27183-25 (96906)	EA	1	*	*	*	*	*	*	*	*	54	20
P-O	5310-360-6911	NUT, HEXAGON: companion flange 562536 (12204)	EA	1	*	*	*	*	*	*	*	*	54	21
P-O	5315-236-8362	PIN, COTTER: companion flange MS24665-376 (96906)	EA	1	*	*	*	*	*	*	*	*	54	22
X2		SCREW: bearing caps 122138 (21450)	EA	6				*	*	*	*	*	54	23
P-H	5310-637-9541	WASHER, LOCK: bearing caps MS35338-46 (96906)	EA	6				*	*	*	*	*	54	24
P-O	2520-735-1130	LEVER, SHIFTER CONTROL: w/ bearing assembly 7351130 (19207)	EA	1	*	*	*	*	*	*	*	*	55	1
P-O	2520-735-1131	LEVER, DECLUTCH SHIFTER: w/ bearing 7351131 (19207)	EA	1	*	*	*	*	*	*	*	*	55	2
X2-O		WASHER, PLAIN: lever shift control NP63042 (12204)	EA	1	*	*	*	*	*	*	*	*	55	3
P-O	5315-013-7238	PIN, COTTER: declutch shift lever MS24665-425 (96906)	EA	1	*	*	*	*	*	*	*	*	55	4
P-O	5305-335-4449	BOLT, MACHINE: gear shift 7411571 (19207)	EA	2	*	*	*	*	*	*	*	*	55	5
P-O	5310-174-7392	NUT, TRI SLOT: declutch shift lever 128014 (12204)	EA	2	*	*	*	*	*	*	*	*	55	6
P-O	5315-011-9120	PIN, COTTER: declutch shift lever MS24665-287 (96906)	EA	2	*	*	*	*	*	*	*	*	55	7
P-O	2520-737-3730	ROD: declutch shift lever 7373730 (19207)	EA	1	*	*	*	*	*	*	*	*	55	8
P-O	5315-236-8362	PIN, COTTER: rod transfer lever MS24665-376 (96906)	EA	2	*	*	*	*	*	*	*	*	55	9

Section II.  
DIRECT SUPPORT AND GENERAL SUPPORT MAINTENANCE  
REPAIR PARTS LIST AND SPECIAL TOOLS LIST  
(INCLUDING DEPOT MAINTENANCE ALLOWANCES)

TM 9-2320-212-34P

[illegible]

AT 40717

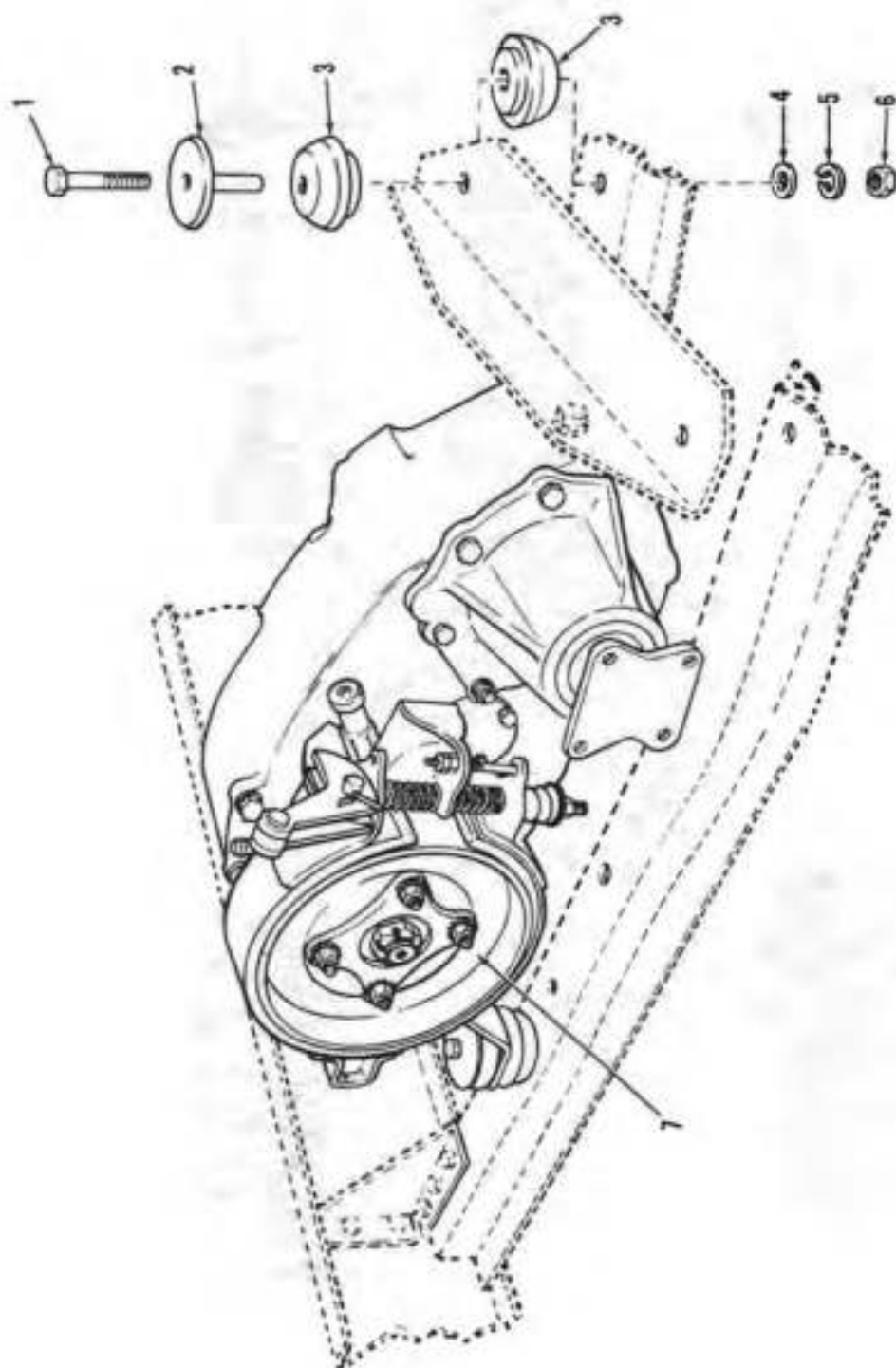


Figure 51. Transfer Case Mounting

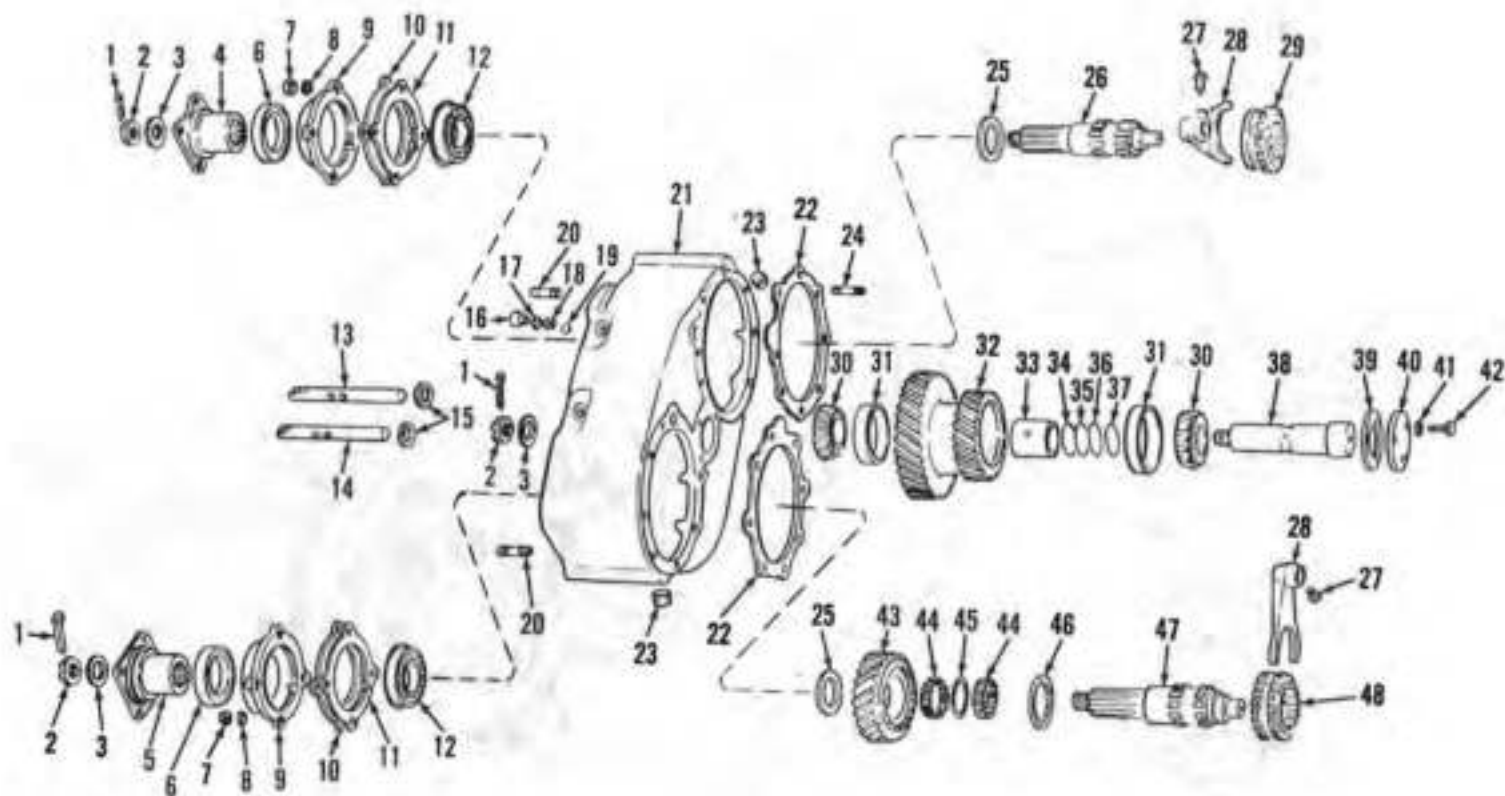


Figure 52. Transfer Case Gears and Shafts

AT 40716

AT 40719

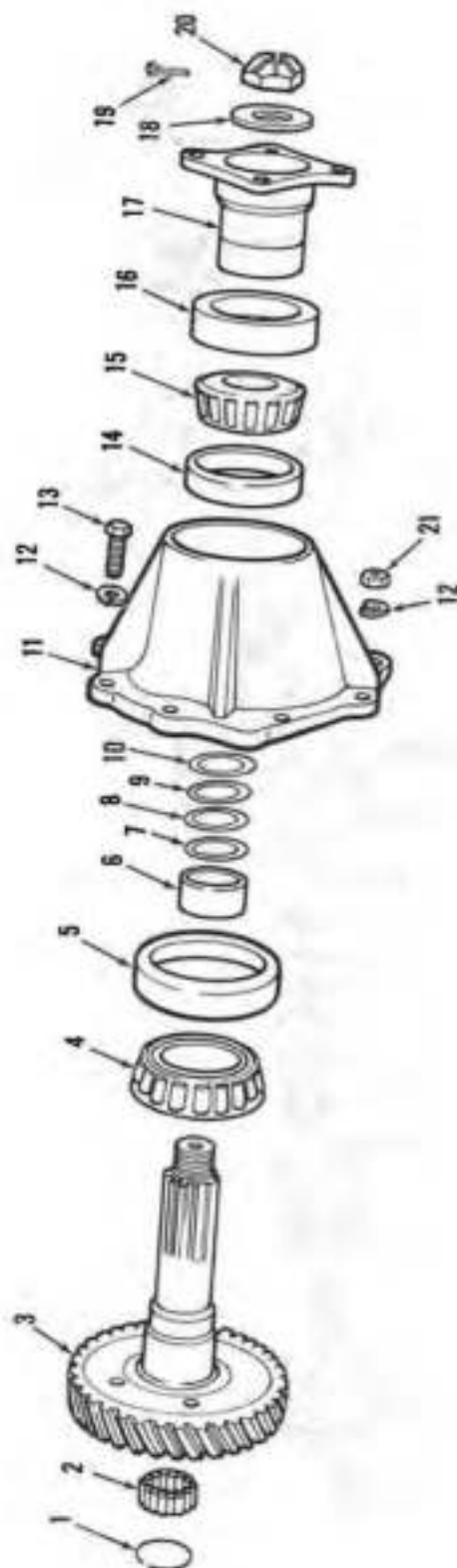


Figure 53. Rear Axle Output Shaft

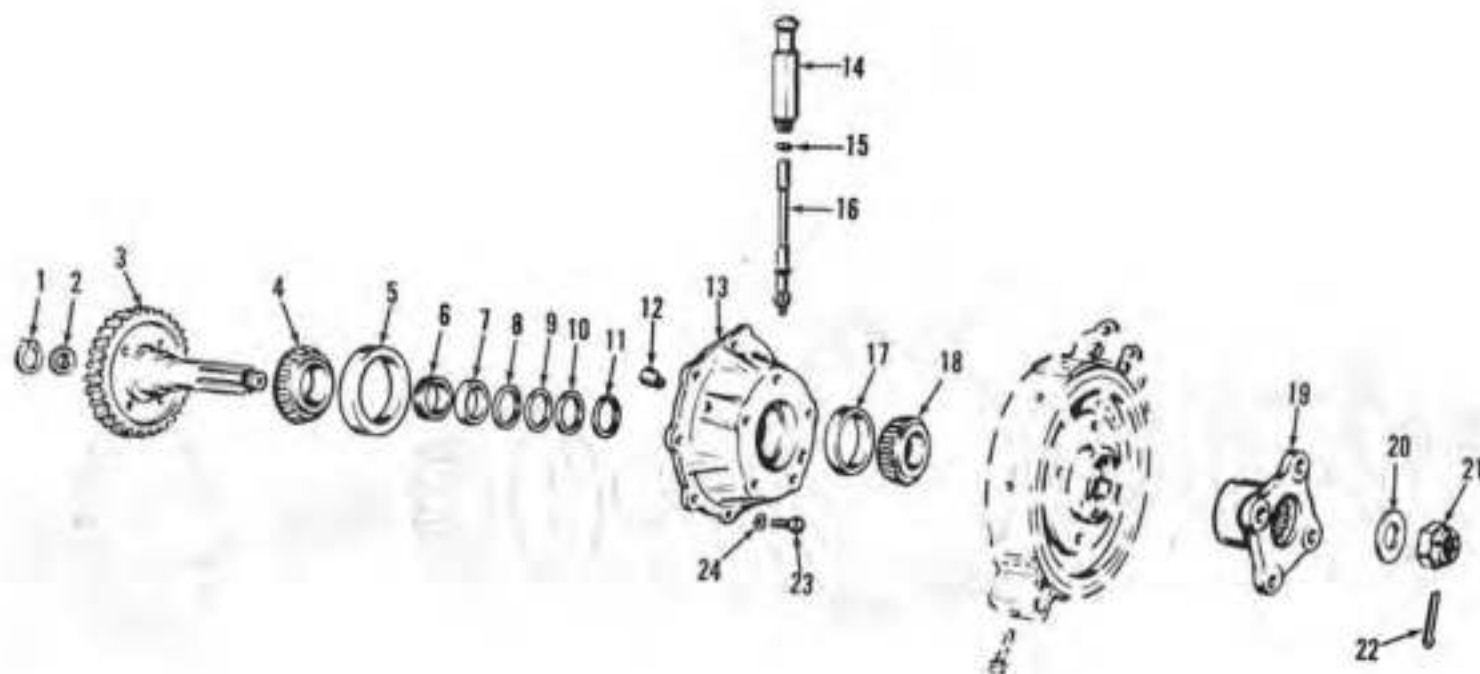


Figure 54. Hand Brake Output Shaft

AT 40720

AT 40721

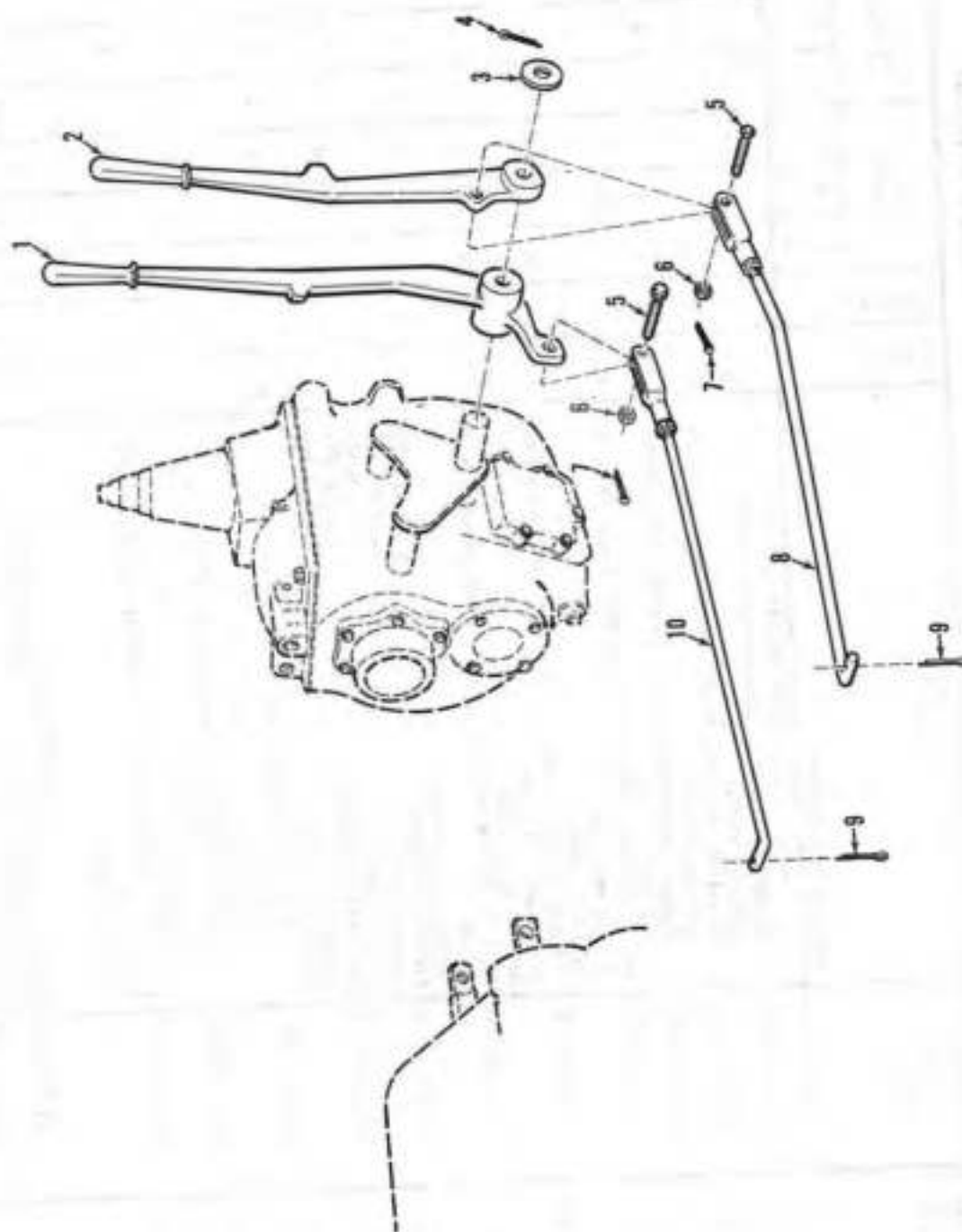


Figure 55. Transfer Controls

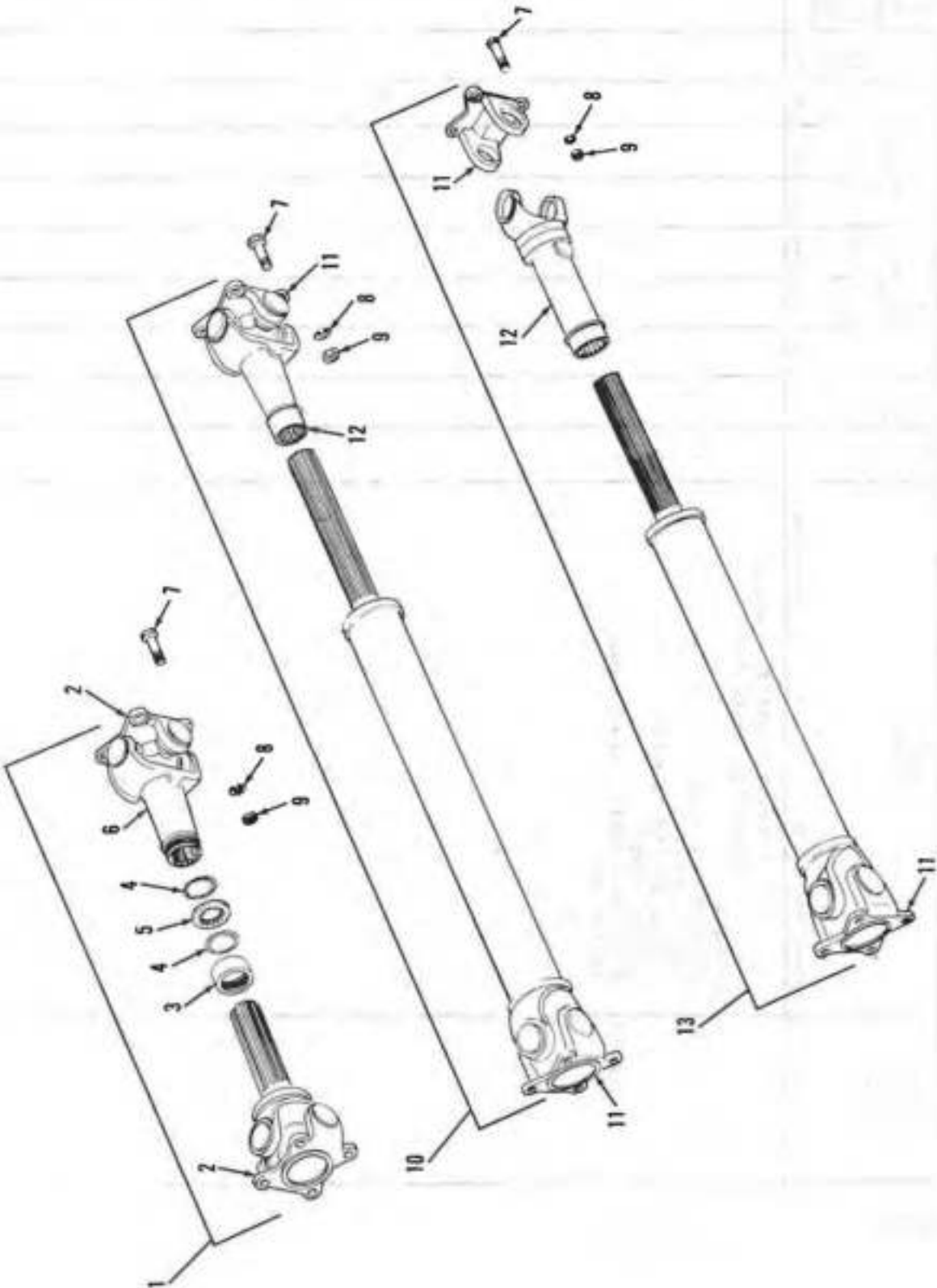


TM 9-2320-212-34F

[illegible]

**Section II.**  
**DIRECT SUPPORT AND GENERAL SUPPORT MAINTENANCE**  
**REPAIR PARTS LIST AND SPECIAL TOOLS LIST**  
**(INCLUDING DEPOT MAINTENANCE ALLOWANCES)**

(1) SMR Code	(2) Federal Stock Number	(3) Description  Reference Number & Mfr. Code	(4) Unit of meas	(5) Qty inc. in unit	(6) 30-day DS maint allowance			(7) 30-day GS maint allowance			(8) 1-yr slw per 100 equip cat- gry	(9) Depot maint slw per 100 equip	(10) Illustration	
					(a)	(b)	(c)	(a)	(b)	(c)			(a) Figure No.	(b) Item No.
					1-20	21-20	31-100	1-20	21-20	31-100				
		0900-- PROPELLER SHAFTS--Continued "Non-Illustrated"--Continued												
P-O	3110-741-1856	Consisting of: BEARING: roller needle 7411856 (19207)	EA	4										
X1		SPIDER, UNIVERSAL JOINT: 7349053 (19207)	EA	1										
P-O	5365-735-1167	HING, RETAINING: roller and bushing 7351167 (19207)	EA	4										



AT 40722

Figure 56, Propeller Shafts

**Section II.**  
**DIRECT SUPPORT AND GENERAL SUPPORT MAINTENANCE**  
**REPAIR PARTS LIST AND SPECIAL TOOLS LIST**  
**(INCLUDING DEPOT MAINTENANCE ALLOWANCES)**

(1) SMR Code	(2) Federal Stock Number	(3) Description  Reference Number & Mfr. Code	(4) Unit of meas	(5) Qty inc. in unit	(6) 30-day DS maint allowance			(7) 30-day GS maint allowance			(8) 1-yr also per 100 equip cat- gry	(9) Depot maint also per 100 equip	(10) Illustration	
					(a)	(b)	(c)	(a)	(b)	(c)			(a) Figure No.	(b) Item No.
					1-20	21-50	51-200	1-20	21-50	51-200				
P-O	2520-733-7334	0900—PROPELLER SHAFTS—Continued "Non-Illustrated"—Continued PARTS KIT, UNIVERSAL JOINT: intermediate propeller shaft 7337334 (19207) Consisting of:	EA	1	*	*	*	*	*	*	*	*		
	3110-741-1856	BEARING: roller needle 7411856 (19207)	EA	4	*	*	*	*	*	*	*	*		
X1		JOURNAL: w/ washer and seal 7342654 (19207)	EA	1	*	*	*	*	*	*	*	*		
	5340-735-1167	RING, RETAINING: journal bearing 7351167 (19207)	EA	4	*	*	*	*	*	*	*	*		
		GROUP 10-FRONT AXLE												
		1000-FRONT AXLE ASSEMBLY												
P-F-T	2520-737-3741	AXLE, ASSEMBLY, AUTOMOTIVE, DRIVING: w/ brakes, drums and hubs 7373741 (19207)	EA	1	*	*	*	*	*	*	*	*	57	1
P-F	4820-726-4719	VENT, AIR PRESSURE: 5196397 (19207)	EA	1	*	*	*	*	*	*	*	*	57	2
P-F	5330-484-1618	GASKET: drain plug 105456 (12204)	EA	4	*	*	*	*	*	*	*	*	57	3
P-F	5365-832-7903	PLUG, MACHINE THREAD: drain 8327903 (19207)	EA	1	*	*	*	*	*	*	*	*	57	4
		1002-DIFFERENTIAL												
P-F-R	2520-737-3714	DIFFERENTIAL, DRIVING AXLE: w/ carrier, assembly 7373714 (19207)	EA	1	*	*	*	*	*	*	*	*	58	1
P-F	3110-100-0574	CUP, TAPERED ROLLER BEARING: 33821 (12204)	EA	2	*	*	*	*	*	*	*	*	58	2
P-F	3110-151-8621	CONE AND ROLLERS, TAPPERED ROLLER BEARING: 705776 (21450)	EA	24	*	*	*	*	*	*	*	*	58	3
P-F	3110-100-3635	CONE AND ROLLERS, TAPERED ROLLER BEARING: bevel pinion gear 926264 (12204)	EA	1	*	*	*	*	*	*	*	*	58	11

## 137

TM 9-2320-212-34P

[illegible]

**Section II.**  
**DIRECT SUPPORT AND GENERAL SUPPORT MAINTENANCE**  
**REPAIR PARTS LIST AND SPECIAL TOOLS LIST**  
**(INCLUDING DEPOT MAINTENANCE ALLOWANCES)**

(1) SMR Code	(2) Federal Stock Number	(3) Description  Reference Number & Mfr. Code	(4) Unit of meas.	(5) Qty inc. in unit	(6) 30-day GS maint. allowance			(7) 30-day GS maint. allowance			(8) 1-yr allow. per 100 equip. mi- les	(9) Depot maint. allow. per 100 equip.	(10) Illustration	
					(a)	(b)	(c)	(a)	(b)	(c)			(a)	(b)
					1-20	21-50	51-100	1-20	21-50	51-100			Figure No.	Item No.
		1002—DIFFERENTIAL—Continued												
P-F	5310-737-8194	NUT, PLAIN HEXAGON: differential 7378194 (19207)	EA	12	*	*	*	*	*	*	*	*	58	23
P-F	4730-278-3380	PLUG, PIPE: bevel pinion carrier MS49005-10 (96906)	EA	1	*	*	*	*	*	*	*	*	58	24
P-F	5307-741-1918	STUD, PLAIN: steel case bearing cap 7411918 (19207)	EA	4	*	*	*	*	*	*	*	*	58	26
P-F	5310-800-0659	WASHER, LOCK: bearing cap MS35335-39 (96906)	EA	4	*	*	*	*	*	*	*	*	58	28
P-F	5310-763-8905	NUT, HEXAGON: bearing cap MS51968-20 (96906)	EA	4	*	*	*	*	*	*	*	*	58	29
P-O	5315-013-7214	PIN, COTTER: companion flange nut MS24665-359 (96906)	EA	1	*	*	*	*	*	*	*	*	58	30
P-O	5310-741-1915	NUT, EXTENDED WASHER, HEXAGON: 926228 (12204)	EA	1	*	*	*	*	*	*	*	*	58	31
P-O	2520-887-1370	FLANGE, COMPANION: bevel pinion 1798228 (12204)	EA	1	*	*	*	*	*	*	*	*	58	32
P-O	5330-171-7741	SEAL, PLAIN, ENCASED: bevel pinion bearing 7411822 (19207)	EA	1	*	*	*	*	*	*	*	*	58	33
P-F	5365-741-1821	RING, EXTERNALLY THREAD: bevel pinion front bearing 7411821 (19207)	EA	1	*	*	*	*	*	*	*	*	58	34
P-F	5310-735-1141	WASHER, KEYWAY: drive pinion front 7351141 (19207)	EA	1	*	*	*	*	*	*	*	*	58	35
P-F	3110-151-9553	BEARING, ROLLER: w / cup, cone and rollers 703190 (19207)	EA	1	*	*	*	*	*	*	*	*	58	36
P-F	5306-735-1309	BOLT, MACHINE: pinion shaft 663481 (12204)	EA	12	*	*	*	*	*	*	*	*	58	43
X2		LOCKING, PLATE: bevel gear nut 7349072 (19207)	EA	6	*	*	*	*	*	*	*	*	58	44
P-F	5310-281-2426	NUT, PLAIN, HEXAGON: bevel gear bolt 8328203 (19207)	EA	12	*	*	*	*	*	*	*	*	58	45
P-F	2520-700-1063	KIT, DIFFERENTIAL: 7001063 (19207) Consisting of:	EA	1	*	*	*	*	*	*	*	*		
P-F	5315-014-4563	PIN DIFFERENTIAL 144563 (19207)	EA	3	*	*	*	*	*	*	*	*	58	4
P-F	2530-734-9237	SHAFT DIFFERENTIAL 7349237 (19207)	EA	1	*	*	*	*	*	*	*	*	58	5
P-F	2520-734-2576	SHAFT DIFFERENTIAL 7342576 (19207)	EA	2	*	*	*	*	*	*	*	*	58	7
P-F	5315-014-1211	PIN STRAIGHT 141211 (21450)	EA	3	*	*	*	*	*	*	*	*	58	8

TM 9-2320-212-34P

## 134

TM 9-2320-212-34P

[illegible]



**Section II.**  
**DIRECT SUPPORT AND GENERAL SUPPORT MAINTENANCE**  
**REPAIR PARTS LIST AND SPECIAL TOOLS LIST**  
**(INCLUDING DEPOT MAINTENANCE ALLOWANCES)**

(1) SMR Code	(2) Federal Stock Number	(3) Description  Reference Number & Mfr. CodeUsable On Code	(4) Unit of meas	(5) Qty inc. in unit	(6) 30-day DS maint allowance			(7) 30-day GS maint allowance			(8) 1-yr allow per 100 equip cat- B29	(9) Depot maint allow per 100 equip	(10) Illustration	
					(a)	(b)	(c)	(a)	(b)	(c)			(11) Figure No.	(12) Item No.
					1-20	21-50	51-100	1-20	21-50	51-100				
		1004--STEERING AND LEANING WHEEL MECHANISM--Continued												
P-F	5310-584-5272	WASHER, LOCK: steering knuckle flange MS35338-48 (96906)	EA	8	*	*	*	*	*	*	*	*	59	12
P-F	5310-732-0560	NUT: steering knuckle flange MS51968-14 (96906)	EA	8	*	*	*	*	*	*	*	*	59	13
P-F	2530-734-2833	ARM, STEERING GEAR: front axle knuckle w/ ball assembly (left hand side) 7342833 (19207)	EA	1	*	*	*	*	*	*	*	*	59	14
P-F	5306-492-9344	BOLT, SELF-LOCKING: steering arm, left hand side 7373746 (19207)	EA	4	*	*	*	*	*	*	*	*	59	15
P-F	4730-278-4814	ELBOW, LUB FITTING: steering knuckle flange upper bearing 504202 (21450)	EA	2	*	*	*	*	*	*	*	*	59	16
P-F	4730-050-4208	LUBRICATION, FITTING: steering knuckle flange bearing MS15003-1 (96906)	EA	2	*	*	*	*	*	*	*	*	59	17
P-F	2530-734-9056	FLANGE ASSEMBLY: left 7349056 (19207)	EA	1	*	*	*	*	*	*	*	*	59	21
P-F	2530-734-9057	FLANGE ASSEMBLY: right 8349057 (19027)	EA	1	*	*	*	*	*	*	*	*	59	21
P-O	2520-737-3748	SHAFT, W/ UNIVERSAL JOINT: left, assembly 7373748 (19207)	EA	1	*	*	*	*	*	*	*	*	59	22
P-O	2520-737-3747	SHAFT, W/ UNIVERSAL JOINT: right, assembly 7373747 (19207)	EA	1	*	*	*	*	*	*	*	*	59	22
P-O	5307-735-1088	STUD: drive flange 7351088 (19207)	EA	12	*	*	*	*	*	*	*	*	59	23
P-O	5310-637-0541	WASHER, LOCK: drive flange stud MS35338-46 (96906)	EA	12	*	*	*	*	*	*	*	*	59	24
P-O	5310-732-0539	NUT, HEXAGON: drive flange stud MS51968-8 (96906)	EA	12	*	*	*	*	*	*	*	*	59	25
P-O	5340-054-1408	PLUG, EXPANSION: flange MS35648-12 (96906)	EA	2	*	*	*	*	*	*	*	*	59	26
P-O	2520-423-2740	FLANGE, W/ PLUG ASSEMBLY: 7349059 (19207)	EA	2	*	*	*	*	*	*	*	*	59	27
P-O	5305-042-6417	SCREW, CAP: drive flange MS90725-113 (96906)	EA	10	*	*	*	*	*	*	*	*	59	29
P-O	5310-584-5272	WASHER, LOCK: drive flange MS35338-48 (96906)	EA	10	*	*	*	*	*	*	*	*	59	30

## 134

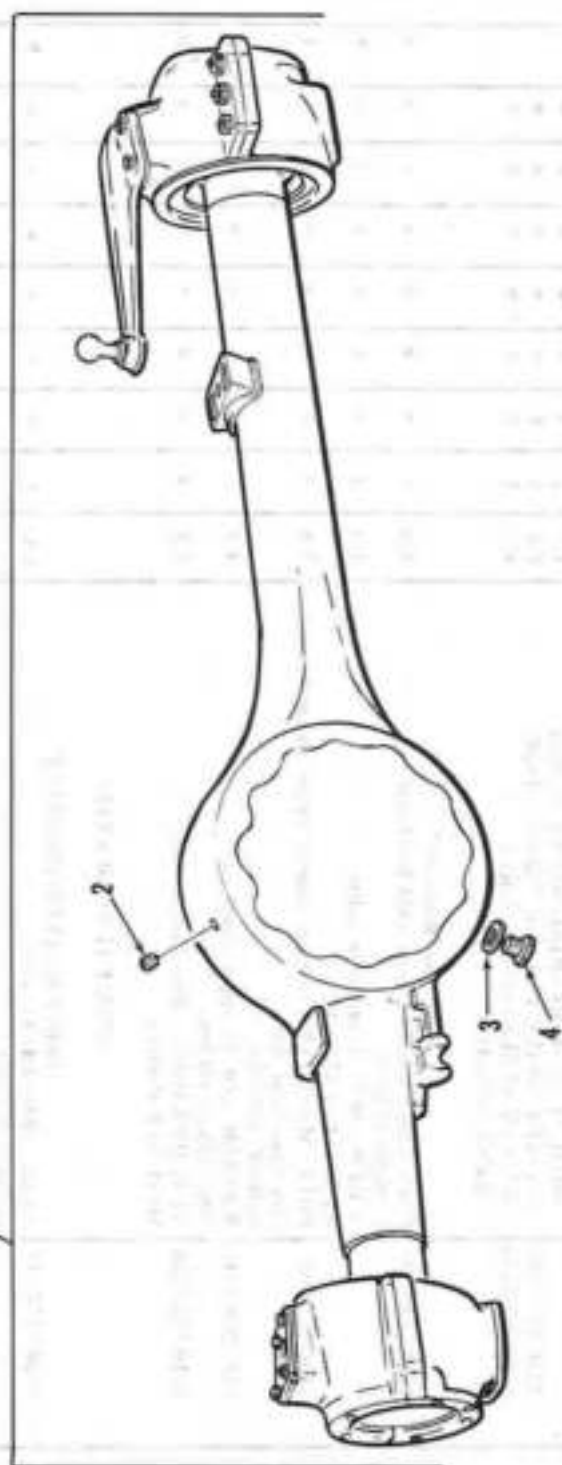
TM 9-2320-2112-34F

[illegible]

**Section II.**  
**DIRECT SUPPORT AND GENERAL SUPPORT MAINTENANCE**  
**REPAIR PARTS LIST AND SPECIAL TOOLS LIST**  
**(INCLUDING DEPOT MAINTENANCE ALLOWANCES)**

(1) SMR Code	(2) Federal Stock Number	(3) Description  Reference Number & Mfr. Code	(4) Unit of meas.	(5) Qty. req. in unit	(6) 30-day DS maint allowance			(7) 30-day GS maint allowance			(8) 1-yr allow per 100 equip cnt- GPC	(9) Depot maint allow per 100 equip	(10) Illustration	
					(a)	(b)	(c)	(d)	(e)	(f)			(a)	(b)
					1-10	11-50	51-100	1-10	11-50	51-100			Figure No.	Item No.
		1004—STEERING AND LEANING WHEEL MECHANISM—Continued												
X1		SHIM FLANGE BEARING 924592 (12204)	EA	1	*	*	*	*	*	*			59	19
X1		SHIM FLANGE BEARING 924593 (12204)	EA	1	*	*	*	*	*	*			59	20
P-O	2520-423-2588	GASKET DRIVE FLANGE 7351041 (19207)	EA	1	*	*	*	*	*	*			59	28
P-F	5330-423-2736	GASKET STEERING KNUCKLE 924594 (12204)	EA	1	*	*	*	*	*	*			59	33
		"Non-Illustrated"												
P-F	2530-734-9098	CAP, flange bearing upper, right hand side 7349098 (19207)	EA	1	*	*	*	*	*	*	*	*		
X2		SCREW, SET: drive flange puller B30821137-1 (14804)	EA	4	*	*	*	*	*	*	*	*		
P-F	5306-734-8987	BOLT, MACHINE: steering knuckle upper flange bearing, cap, right hand side 7348987 (19207)	EA	4	*	*	*	*	*	*	*	*		
P-F	5310-209-5116	WASHER, LOCK: upper flange cap MS35335-37 (96906)	EA	4	*	*	*	*	*	*	*	*		
P-F	5310-732-0558	NUT, HEXAGON: drive flange puller MS51967-8 (96906)	EA	4	*	*	*	*	*	*	*	*		
		GROUP 11-REAR AXLE												
		1100-REAR AXLE ASSEMBLY												
P-F-T	2520-737-3711	AXLE, ASSEMBLY: rear 7373711 (19207)	EA	1	*	*	*	*	*	*	*	*	60	1
P-O	4820-735-1087	VALVE, AIR PRESSURE: rear axle 7351087 (19207)	EA	1	*	*	*	*	*	*	*	*	60	2
P-O	5330-484-1618	GASKET: drain plug 105456 (12204)	EA	1	*	*	*	*	*	*	*	*	60	3
P-O	5365-832-7903	PLUG, PIPE: oil drain 8327903 (19207)	EA	1	*	*	*	*	*	*	*	*	60	4
P-F	2520-423-2588	GASKET: drive flange 7351041 (19207)	EA	4	*	*	*	*	*	*	*	*	60	5
P-F	2520-737-3716	SHAFT, AXLE, AUTOMOTIVE: left side 7373716 (19207)	EA	1	*	*	*	*	*	*	*	*	60	6
P-F	2520-737-3717	SHAFT, AXLE, AUTOMOTIVE: right side 7373717 (19207)	EA	1	*	*	*	*	*	*	*	*	60	6

TM 9-2330-212-34P



AT 40723

Figure 57. Front Axle

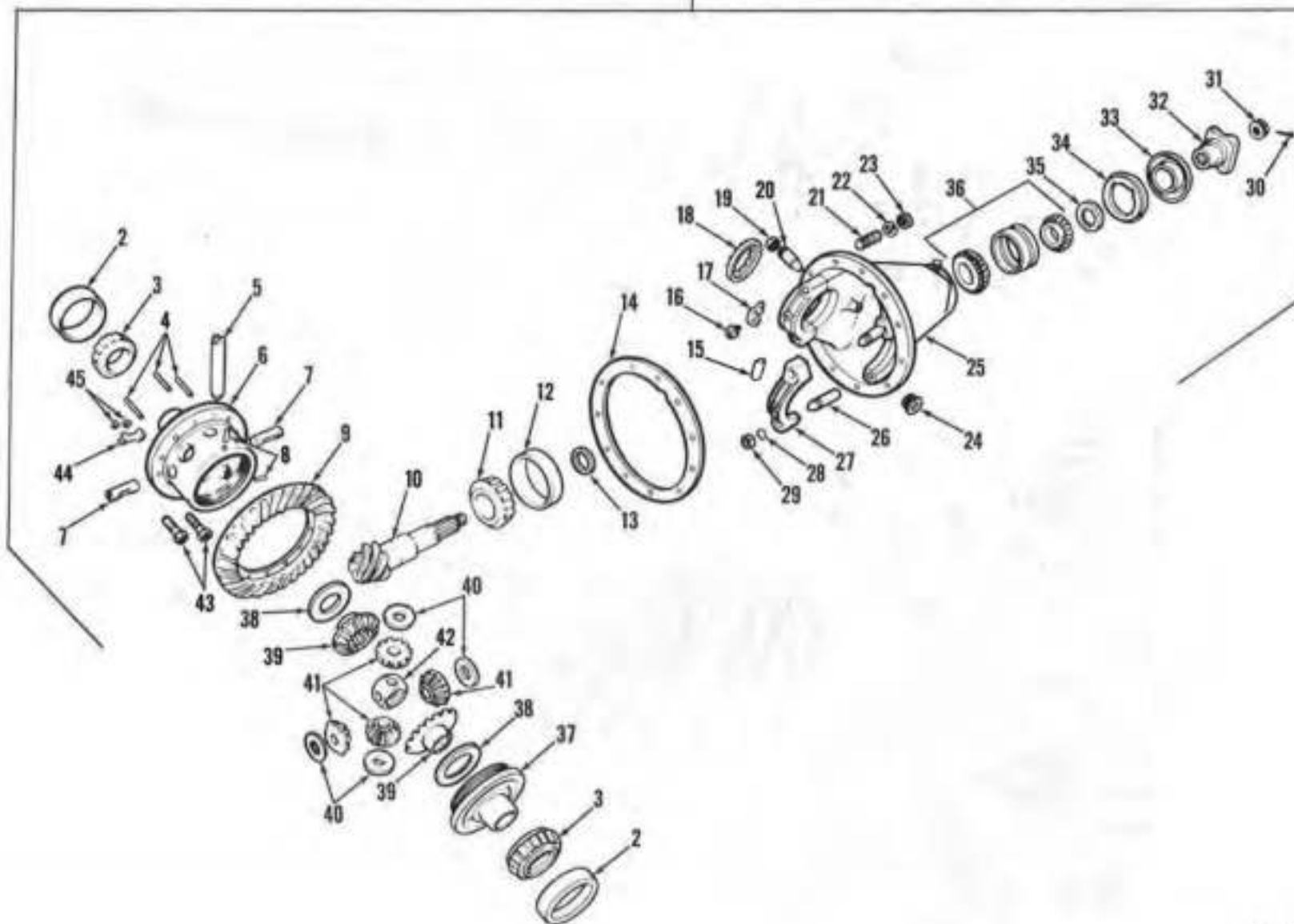
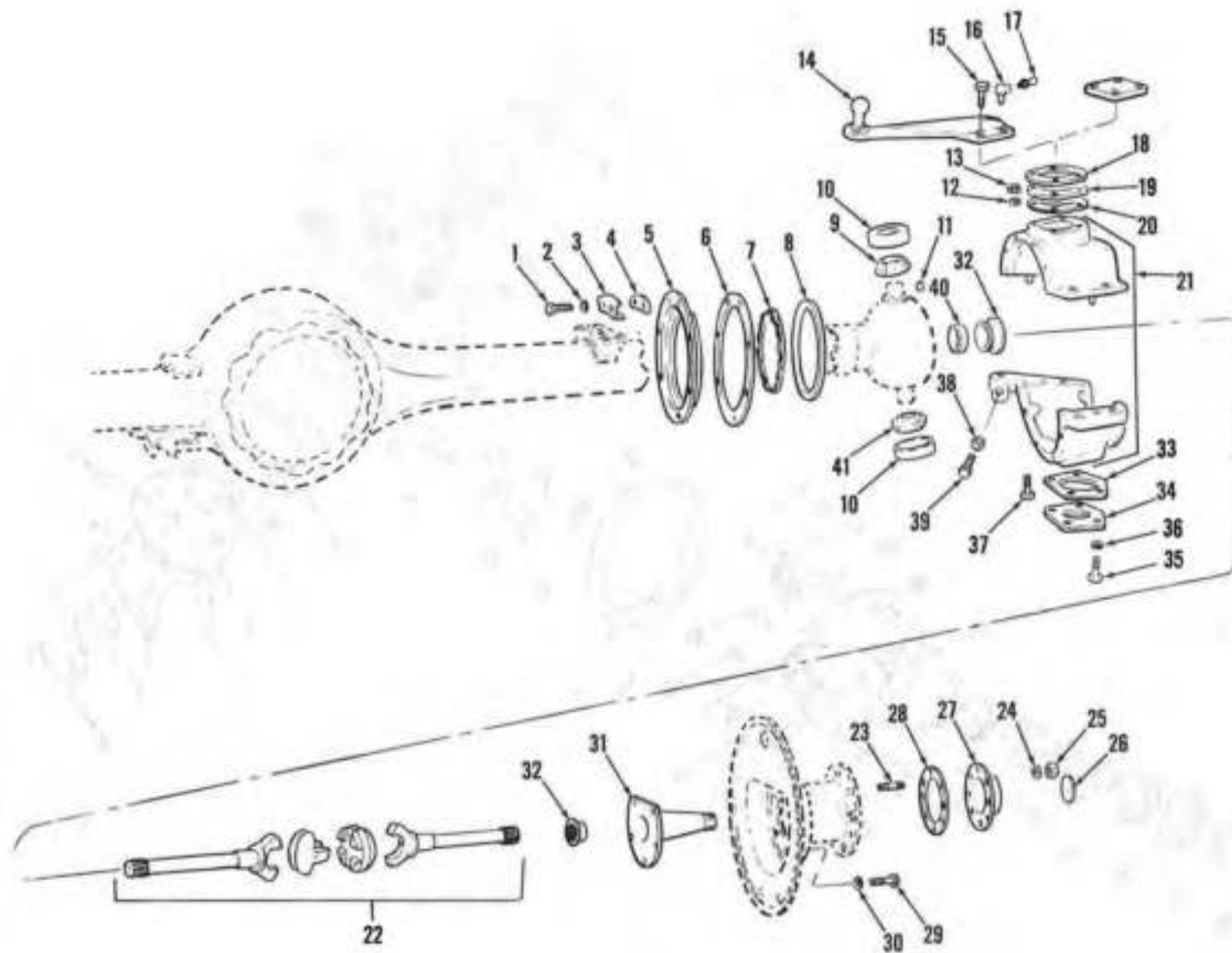


Figure 58. Differential Assembly

AT 40724

TM 9-2320-212-34P



AT 40725

Figure 59. Steering Knuckle and Arm

**Section II.**  
**DIRECT SUPPORT AND GENERAL SUPPORT MAINTENANCE**  
**REPAIR PARTS LIST AND SPECIAL TOOLS LIST**  
**(INCLUDING DEPOT MAINTENANCE ALLOWANCES)**

(1) SMB Code	(2) Federal Stock Number	(3) Description  Reference Number & Mfr. Code	(4) Unit of meas.	(5) Qty. inc. in unit	(6) 30-day DS maint. allowance			(7) 30-day GS maint. allowance			(8) 1-yr allow. per 100 equip. ent- ity	(9) Depot maint. allow. per 100 equip.	(10) Illustration	
					(a) 1-20	(b) 21-50	(c) 51-100	(a) 1-20	(b) 21-50	(c) 51-100			(a) Figure No.	(b) Item No.
		1100—REAR AXLE ASSEMBLY—Continued												
P-F	5310-732-0558	NUT, HEXAGON: drive flange puller MS51967-8 (96906)	EA	4	*	*	*	*	*	*	*	*	60	7
P-F	5305-013-4581	SCREW, SET: drive flange puller 134581 (21450)	EA	4	*	*	*	*	*	*	*	*	60	8
P-F	5310-012-5913	NUT, PLAIN, HEXAGON: drive shaft 125913 (19207)	EA	12	*	*	*	*	*	*	*	*	60	9
P-F	5310-732-0559	WASHER, LOCK: MS35338-47 (96906)	EA	12	*	*	*	*	*	*	*	*	60	10
P-F	5307-735-1088	STUD: drive flange 7351088 (19207)	EA	12	*	*	*	*	*	*	*	*	60	11
P-F	2520-737-3712	HOUSING ASSEMBLY: with cover and studs 7373712 (19207)	EA	1	*	*	*	*	*	*	*	*	60	12
		1102-DIFFERENTIAL												
P-F-T	2520-737-3714	DIFFERENTIAL, DRIVING AXLE: with carrier, assembly 7373714 (19207)	EA	1	*	*	*	*	*	*	*	*	58	1
P-F	3110-100-0574	CUP, TAPERED ROLLER BEARING: 33821 (12204)	EA	2	*	*	*	*	*	*	*	*	58	2
P-F	3110-151-8621	CONE AND ROLLERS, TAPERED ROLLER BEARING: 705776 (21450)	EA	24	*	*	*	*	*	*	*	*	58	3
P-F	3110-100-3635	CONE AND ROLLERS, TAPERED ROLLER BEARING: bevel pinion gear 926264 (12204)	EA	1	*	*	*	*	*	*	*	*	58	11
P-F	3110-100-0603	CUP: tapered roller bearing 706922 (21450)	EA	V	*	*	*	*	*	*	*	*	58	12
P-F	2520-735-1142	SHIM: bevel pinion bearing (0.1930) 7351142 (19207)	EA	V	*	*	*	*	*	*	*	*	58	13
P-F	2520-735-1143	SHIM: bevel pinion bearing (0.1910) 7351143 (19207)	EA	V	*	*	*	*	*	*	*	*	58	13
P-F	2520-735-1145	SHIM: bevel pinion bearing (0.1870) 7351145 (19207)	EA	V	*	*	*	*	*	*	*	*	58	13
P-F	2520-735-1146	SHIM: bevel pinion bearing (0.1850) 7351146 (19207)	EA	V	*	*	*	*	*	*	*	*	58	13
P-F	2520-735-1147	SHIM: bevel pinion bearing (0.1810) 7351147 (19207)	EA	V	*	*	*	*	*	*	*	*	58	13

TM 9-2320-212-34P



## 147

TM 9-2320-212-34P

[illegible]

**Section II.**  
**DIRECT SUPPORT AND GENERAL SUPPORT MAINTENANCE**  
**REPAIR PARTS LIST AND SPECIAL TOOLS LIST**  
**(INCLUDING DEPOT MAINTENANCE ALLOWANCES)**

(1) SMR Code	(2) Federal Stock Number	(3) Description  Reference Number & Mfr. Code	(4) Unit of meas.	(5) Qty inc. in unit	(6) 30-day DS maint allowance			(7) 30-day GS maint allowance			(8) 1-yr allow per 100 equip cat- gory	(9) Depot maint allow per 100 equip	(10) Illustration	
					(a) 1-20	(b) 21-50	(c) 51-100	(a) 1-20	(b) 21-50	(c) 51-100			(a) Figure No.	(b) Item No.
		1102--DIFFERENTIAL--Continued												
P-O	5330-171-7741	SEAL, PLAIN, ENCASED: bevel pinion bearing 7411822 (19207)	EA	1	*	*	*	*	*	*	*	*	58	33
P-F	2520-741-1821	RING, EXTERNALLY THREAD: bevel pinion front bearing 7411821 (19207)	EA	1	*	*	*	*	*	*	*	*	58	34
P-F	5310-735-1141	WASHER, KEYWAY: drive pinion front 7351141 (19207)	EA	1	*	*	*	*	*	*	*	*	58	35
P-F	3110-151-9553	BEARING ROLLER: with cup, cone and rollers 926261 (12204)	EA	1	*	*	*	*	*	*	*	*	58	36
P-F	5306-735-1309	BOLT MACHINE: 6634B1 (12204)	EA	12	*	*	*	*	*	*	*	*	58	43
P-F	2520-734-9072	LOCKING, PLATE: bevel gear nut 7349072 (19207)	EA	6	*	*	*	*	*	*	*	*	58	44
P-F	5310-281-2426	NUT, PLAIN, HEXAGON: bevel gear bolt 8328203 (19207)	EA	12	*	*	*	*	*	*	*	*	58	45
P-F	2520-700-1063	KIT, DIFFERENTIAL: 7001063 (19207)	EA	1	*	*	*	*	*	*	*	*		
		Consisting of:												
P-F	5315-014-4563	PIN DIFFERENTIAL 144563 (19207)	EA	3	*	*	*	*	*	*	*	*	58	4
P-F	2530-734-9237	SHAFT PINION 7349237 (19207)	EA	1	*	*	*	*	*	*	*	*	58	5
P-F	2520-734-2576	SHAFT PINION 7342576 (19207)	EA	2	*	*	*	*	*	*	*	*	58	7
P-F	5315-014-1211	PIN STRAIGHT 141211 (21450)	EA	3	*	*	*	*	*	*	*	*	58	8
P-F	5330-692-6056	GASKET CARRIER HOUSING 8333430 (19207)	EA	1	*	*	*	*	*	*	*	*	58	14
P-F	5330-741-1949	WASHER FLAT 7411949 (19207)	EA	2	*	*	*	*	*	*	*	*	58	38
P-F	2520-741-1919	GEAR SIDE 7411919 (19207)	EA	2	*	*	*	*	*	*	*	*	58	39
P-F	3120-741-1948	WASHER THRUST 7411948 (19207)	EA	4	*	*	*	*	*	*	*	*	58	40
P-F	2520-025-6532	PINION DIFFERENTIAL 7411947 (19207)	EA	4	*	*	*	*	*	*	*	*	58	41
P-F	2530-734-2417	BLOCK PINION 7342417 (19207)	EA	1	*	*	*	*	*	*	*	*	58	42
P-F	2520-741-1946	GEAR SET, BEVEL: 7411946 (19207)	EA	1	*	*	*	*	*	*	*	*		
		Consisting of:												
P-F	2520-741-1946	GEAR BEVEL 7411946 (19207)	EA	1	*	*	*	*	*	*	*	*	58	9
P-F	2520-734-2521	PINION DRIVE 7342521 (19207)	EA	1	*	*	*	*	*	*	*	*	58	10
P-F	2530-734-2845	CASE, DIFFERENTIAL: w/cap assembly 7342845 (19207)	EA	1	*	*	*	*	*	*	*	*		
		Consisting of:												
X1		CASE DIFFERENTIAL 928301 (12204)		1									58	6
P-F	5315-014-4563	PIN STRAIGHT 144563 (19207)	EA	3	*	*	*	*	*	*	*	*	58	8

## 144

TM 9-2320-212-34P

[illegible]

AT 40726

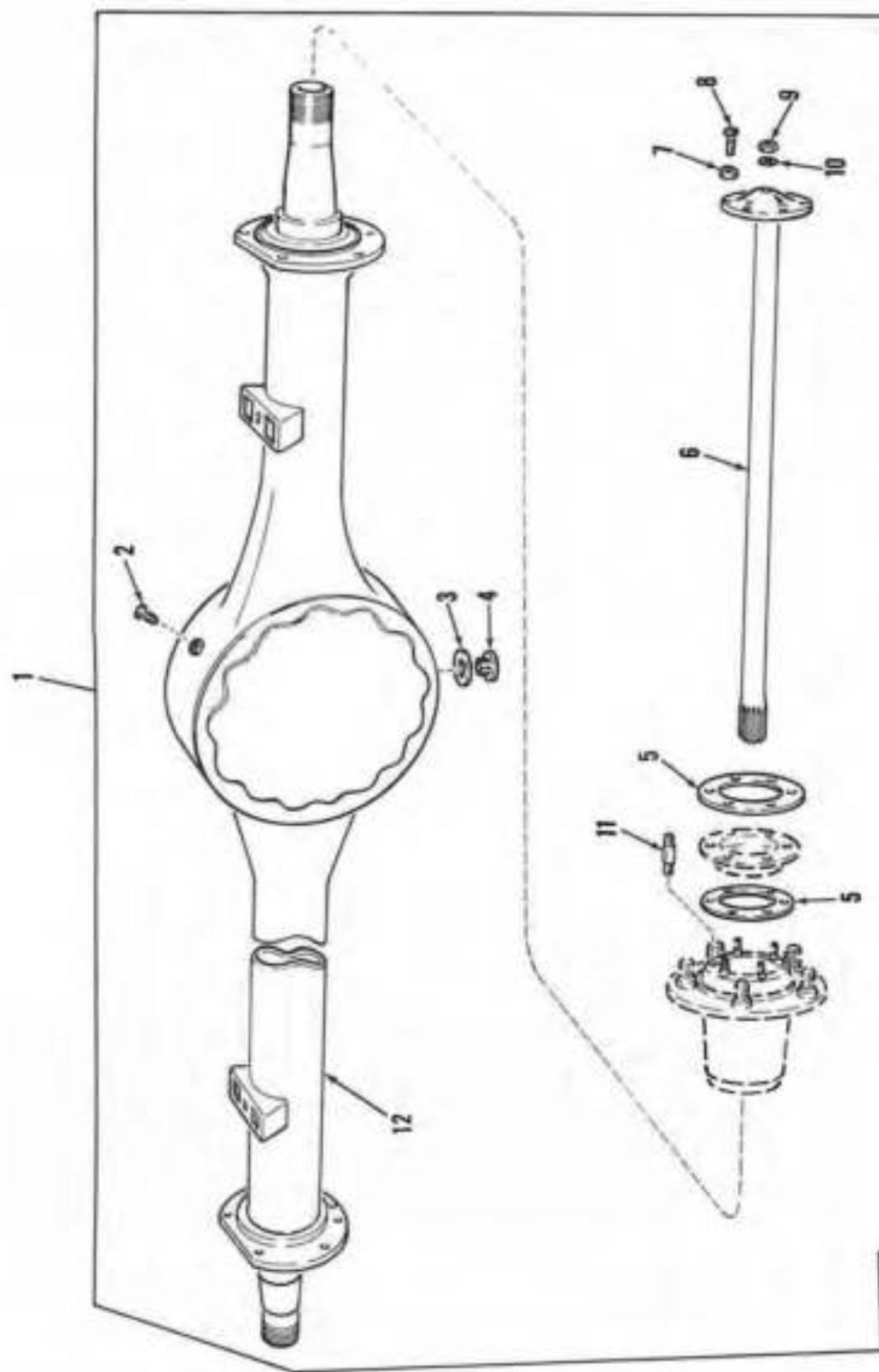


Figure 60. Rear Axle Assembly

## 146

TM 9-2320-212-3C P

[illegible]

Section II.  
DIRECT SUPPORT AND GENERAL SUPPORT MAINTENANCE  
REPAIR PARTS LIST AND SPECIAL TOOLS LIST  
(INCLUDING DEPOT MAINTENANCE ALLOWANCES)

(1) SMR Code	(2) Federal Stock Number	(3) Description  Reference Number & Mfr. CodeUsable On Code	(4) Unit of meas.	(5) Qty inc. in unit	(6) 30-day DS maint. allowance			(7) 30-day GS maint. allowance			(8) 1-yr slw per 100 equip cat- gry	(9) Depot maint slw per 100 equip	(10) Illustration	
					(a)	(b)	(c)	(a)	(b)	(c)			(a) Figure No.	(b) Item No.
					1-20	21-30	31-100	1-20	21-30	31-100				
		1201—HAND BRAKE—Continued												
P-O	5306-423-1759	BOLT, MACHINE: operating lever sector 7351257 (19207)	EA	1	*	*	*	*	*	*	*	*	61	17
X1		LEVER, HAND: brake assembly 1274520 (12204)		1									61	18
P-O	2530-532-7888	SPRING, HELICAL COMPRESSION: return, compression operating lever pawl rod 5327888 (19207)	EA	1	*	*	*	*	*	*	*	*	61	19
P-O	5355-667-6071	BUTTON: operating lever pawl rod 536802 (12204)	EA	1	*	*	*	*	*	*	*	*	61	20
X1		PIN: lever pawl rod 536803 (12204)		1									61	21
P-O	2530-423-1835	ROD, LEVER: pawl 7351259 (19207)	EA	1	*	*	*	*	*	*	*	*	61	22
P-O	5310-975-2075	NUT, PLAIN, HEXAGON: operating lever sector MS35691-21 (96906)	EA	1	*	*	*	*	*	*	*	*	61	23
P-O	5310-010-7823	NUT, STAMPED: operating lever sector MS27151-19 (96906)	EA	1	*	*	*	*	*	*	*	*	61	24
P-O	2040-376-8205	PIN, COTTER: control rod yoke 103373 (12204)	EA	2	*	*	*	*	*	*	*	*	61	25
P-O	2520-741-1639	SECTOR: operating lever 7411639 (19207)	EA	1	*	*	*	*	*	*	*	*	61	26
P-O	5307-011-3247	STUD: hand brake support 113247 (12204)	EA	5	*	*	*	*	*	*	*	*	61	27
P-O	2530-423-2787	GASKET: hand brake support 7373725 (19207)	EA	1	*	*	*	*	*	*	*	*	61	28
P-O	5315-741-1872	PIN, SHOULDERED, HEADLESS: 7411872 (19027)	EA	1	*	*	*	*	*	*	*	*	61	29
P-O	2530-454-4819	SUPPORT: hand brake 7411871 (19207)	EA	1	*	*	*	*	*	*	*	*	61	30
P-O	5340-359-0959	SPRING, HELICAL, COMPRESSION: brake band 5284008 (19207)	EA	2	*	*	*	*	*	*	*	*	61	31
P-O	5315-187-9550	PIN, COTTER: brake band MS24665-419 (96906)	EA	2	*	*	*	*	*	*	*	*	61	32
P-O	5305-781-7241	SCREW, MACHINE: brake band adjusting MS35265-89 (96906)	EA	1	*	*	*	*	*	*	*	*	61	33

TM 9-2320-212-34P

TM 9-2320-212-34F

[illegible]



**Section II.**  
**DIRECT SUPPORT AND GENERAL SUPPORT MAINTENANCE**  
**REPAIR PARTS LIST AND SPECIAL TOOLS LIST**  
**(INCLUDING DEPOT MAINTENANCE ALLOWANCES)**

(1) SMR Code	(2) Federal Stock Number	(3) Description  Reference Number & Mfr. Code	(4) Unit of issue	(5) Qty inc. in unit	(6) 30-day DS maint allowance			(7) 30-day GS maint allowance			(8) 1-yr allow per 100 equip ent- ity	(9) Depot maint allow per 100 equip	(10) Illustration	
					(a)	(b)	(c)	(a)	(b)	(c)			(a)	(b)
					1-20	21-50	51-100	1-20	21-50	51-100			Figure No.	Item No.
		1202—SERVICE BRAKES—Continued												
P-O	2530-737-3757	PLATE, W / PIN ASSEMBLY: 7373757 (19207)	EA	4	*	*	*	*	*	*	*	*	62	7
P-O	5340-735-1265	SPRING, TENSION: shoe guide 7351265 (19207)	EA	11	*	*	*	*	*	*	*	*	62	8
P-O	2530-737-3752	CAM, WHEEL BRAKE SHOE: 7373752 (19207)	EA	11	*	*	*	*	*	*	*	*	62	9
X2		SPRING, HELICAL, COMPRESSION: shoe adjusting cam 7373756 (19207)	EA	11	*	*	*	*	*	*	*	*	62	10
P-O	5310-809-5998	WASHER, LOCK: shoe adjusting pin MS27183-18 (96906)	EA	11	*	*	*	*	*	*	*	*	62	11
P-O	5315-737-3753	PIN, WHEEL BRAKE SHOE: 7373753 (19207)	EA	11	*	*	*	*	*	*	*	*	62	12
P-O	5310-820-6653	WASHER, LOCK: shoe anchor pin MS35338-50 (96906)	EA	11	*	*	*	*	*	*	*	*	62	13
P-O	5310-763-8905	NUT, PLAIN, HEXAGON: shoe anchor pin MS51968-20 (96906)	EA	11	*	*	*	*	*	*	*	*	62	14
		1204-HYDRAULIC BRAKE SYSTEM												
M-O		LINE, VENT: air cleaner to master cylinder 36 inches long 1391473 (12204) Fabricate from:		1									63	1
P-O	4730-214-2431	NUT, INVERTED: vent lines 5262187 (19207)	EA	1	*	*	*	*	*	*	*	*	63	2
P-O	4710-227-5524	TUBE, COPPER: vent lines 7036787 (19207)	FT	V	*	*	*	*	*	*	*	*	63	3
P-O	2805-040-1386	LINE, VENT: master cylinder to air cleaner 8327963 (19207)	EA	1	*	*	*	*	*	*	*	*	63	4
X2		TUBE ASSEMBLY, METAL: vent, master cylinder to air cleaner 5262187 (19207)	EA	1	*	*	*	*	*	*	*	*	63	5
X2		TUBE ASSEMBLY, METAL: front tee to rear line 1268700 (12204)	EA	1	*	*	*	*	*	*	*	*	63	6
P-O	4730-278-8866	UNION: brake line 137413 (12204)	EA	2	*	*	*	*	*	*	*	*	63	7

TM 9-2320-212-34P

## 150

TM 9-2320-212-34P

[illegible]

**Section II.**  
**DIRECT SUPPORT AND GENERAL SUPPORT MAINTENANCE**  
**REPAIR PARTS LIST AND SPECIAL TOOLS LIST**  
**(INCLUDING DEPOT MAINTENANCE ALLOWANCES)**

(1) SMR Code	(2) Federal Stock Number	(3) Description  Reference Number & Mfr. Code	(4) Unit of meas	(5) Qty inc. in unit	(6) 30-day DS maint allowance			(7) 30-day GS maint allowance			(8) 1-yr slw per 100 equip cnt- gcy	(9) Depot maint slw per 100 equip	(10) Illustration	
					(a)	(b)	(c)	(a)	(b)	(c)			(a) Figure No.	(b) Item No.
					1-18	19-30	31-100	1-20	21-50	51-100				
X2		1204 - HYDRAULIC BRAKE SYSTEM--Continued TUBE, ASSEMBLY, METAL: frame tee to front line, rear 1272531 (12204)	EA	1	*	*	*	*	*	*	*	*	63	24
M-O		TUBE, ASSEMBLY, METAL: frame tee to front line, front 34 1/4 inches long 1268699 (12204)		1									63	25
P-O	4710-277-5525	Fabricate from: TUBE, COPPER: seamless BB3338 (50513)	FT	V	*	*	*	*	*	*	*	*	63	26
P-O	4730-014-2432	INVERTED, NUT, TUBE COUPLING: 142432 (19207)	EA	4	*	*	*	*	*	*	*	*	63	27
P-O	2530-737-5400	CYLINDER, ASSEMBLY, HYDRAULIC BRAKE: left 7375400 (19207)	EA	2	*	*	*	*	*	*	*	*	63	28
P-O	2530-737-5401	CYLINDER, ASSEMBLY, HYDRAULIC BRAKE: right 7375401 (19207)	EA	2	*	*	*	*	*	*	*	*	63	28
P-O	5310-407-9566	WASHER, LOCK: wheel cylinder MS35338-45 (96906)	EA	8	*	*	*	*	*	*	*	*	63	29
P-O	5305-225-8496	SCREW, CAP, HEXAGON HEAD: wheel cylinder MS90725-31 (96906)	EA	8	*	*	*	*	*	*	*	*	63	30
P-O	5310-359-0455	WASHER, FLAT: wheel cylinder inlet 5248962 (19207)	EA	4	*	*	*	*	*	*	*	*	63	31
P-O	2530-287-8252	BLEEDER, VALVE, HYDRAULIC: slave cylinder 7539268 (19207)	EA	4	*	*	*	*	*	*	*	*	63	32
P-O	4730-036-4421	COUPLING, MULTIPLE: wheel cylinder 8332586 (19207)	EA	4	*	*	*	*	*	*	*	*	63	33
P-O	5310-298-8904	WASHER, FLAT: wheel cylinder inlet 7745466 (19207)	EA	4	*	*	*	*	*	*	*	*	63	34
P-O	4730-735-1298	BOLT, FLUID PASSAGE: wheel cylinder 7351298 (19207)	EA	4	*	*	*	*	*	*	*	*	63	35
P-O	2530-449-5530	LINE, FLEXIBLE: with cover assembly 7351302 (19207)	EA	2	*	*	*	*	*	*	*	*	63	36
P-O	2530-522-4139	TUBE ASSEMBLY, METAL: front axle to right brake 1268696 (12204)	EA	1	*	*	*	*	*	*	*	*	63	37
X2		TUBE, ASSEMBLY, METAL: front axle left brake 1268697 (12204)	EA	2	*	*	*	*	*	*	*	*	63	38
P-O	4730-423-2779	CONNECTOR: front axle brake line 7351215 (19207)	EA	1	*	*	*	*	*	*	*	*	63	39

## 152

14

100

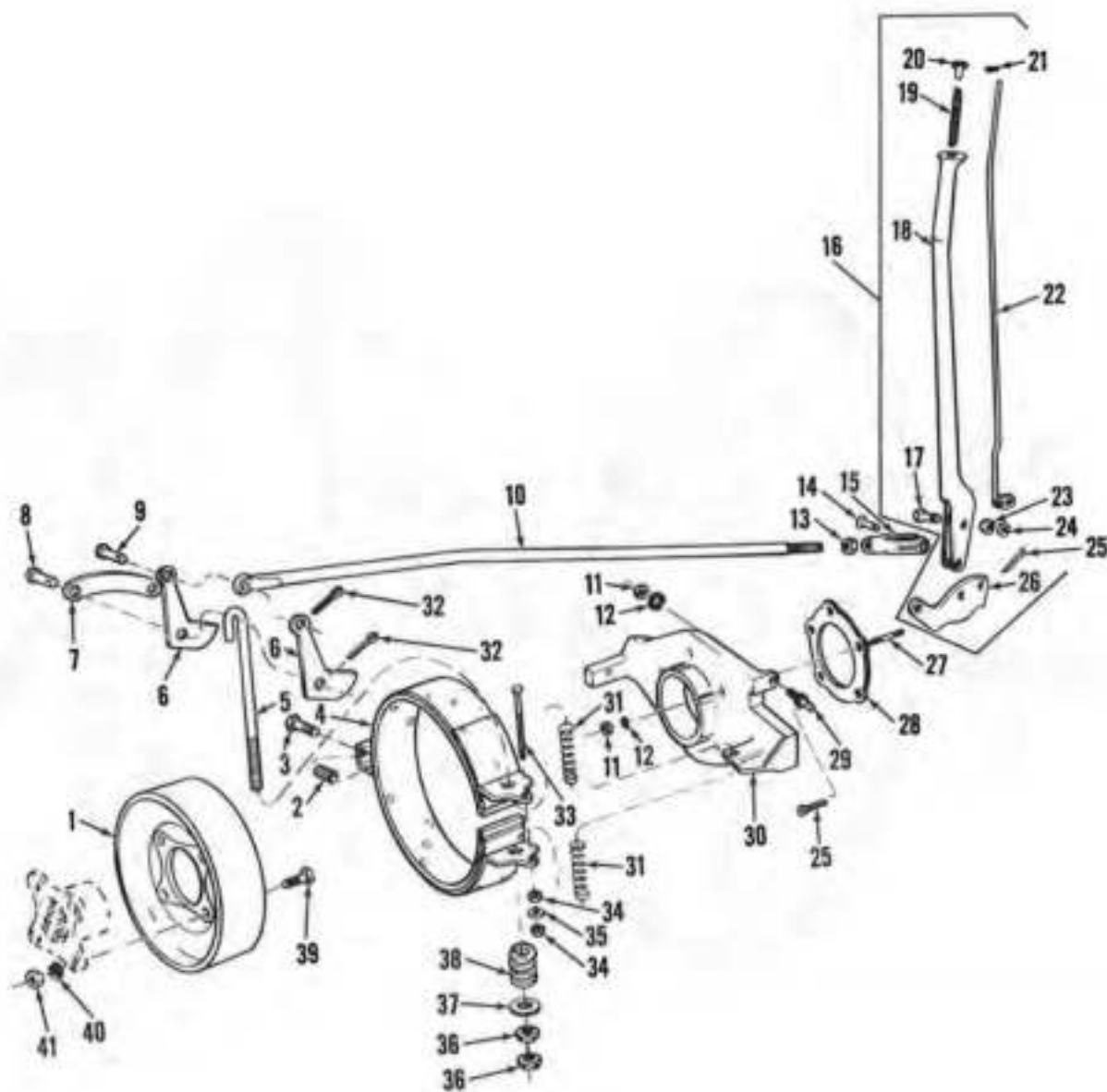


Figure 61. Hand Brake

AT 40727

TM 9-2320-212-34P

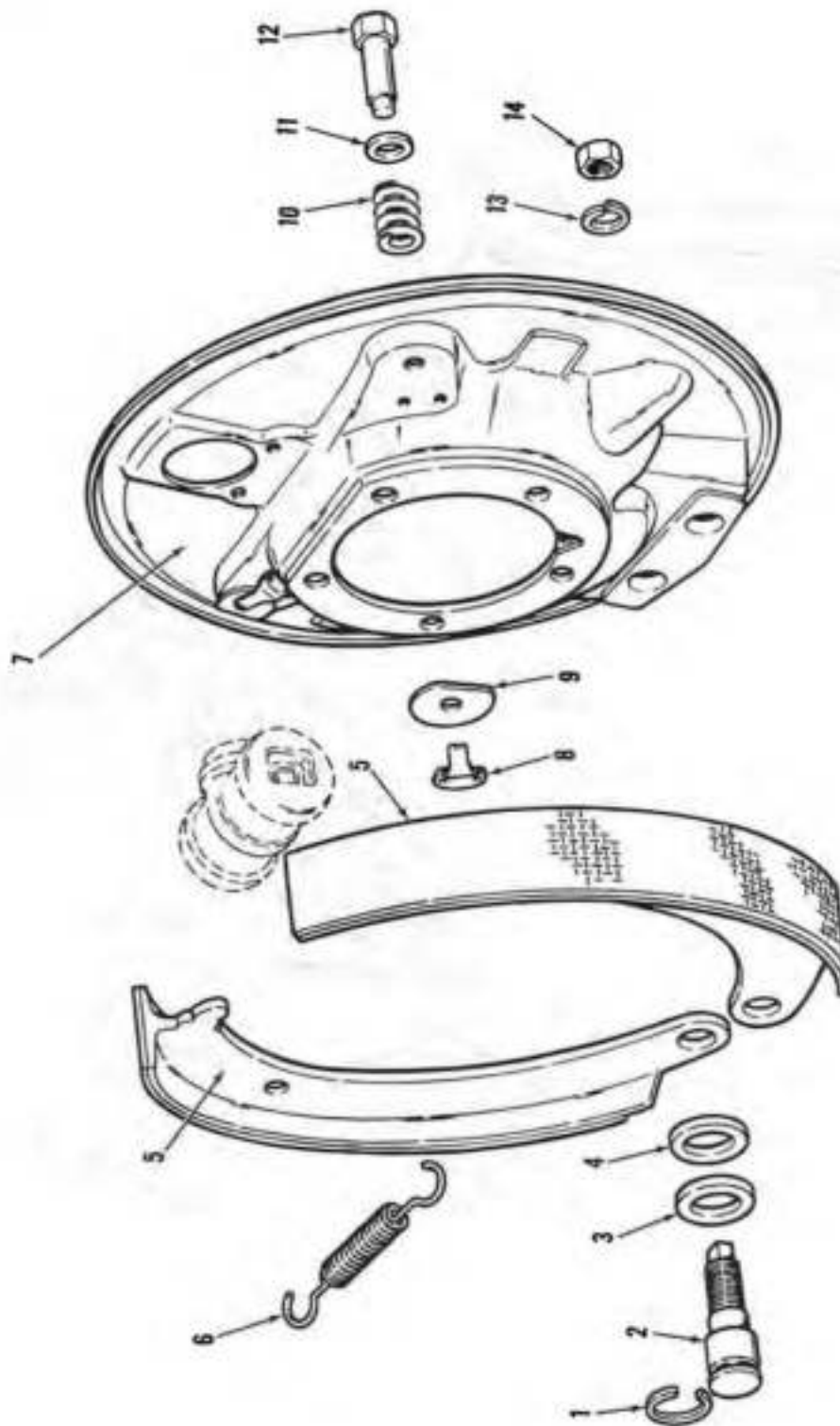


Figure 62. Service Brakes

AT 40728

AT 40729

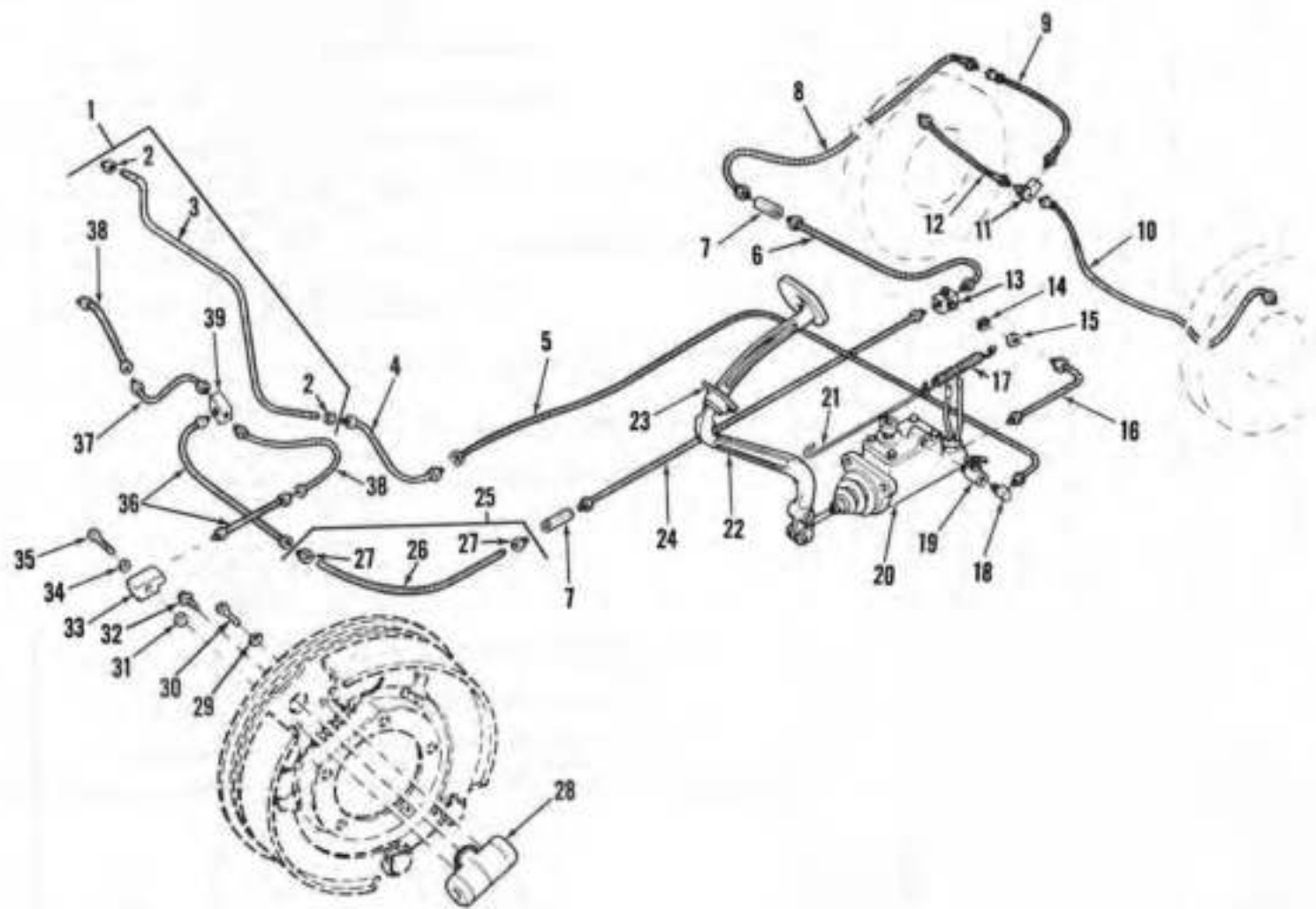


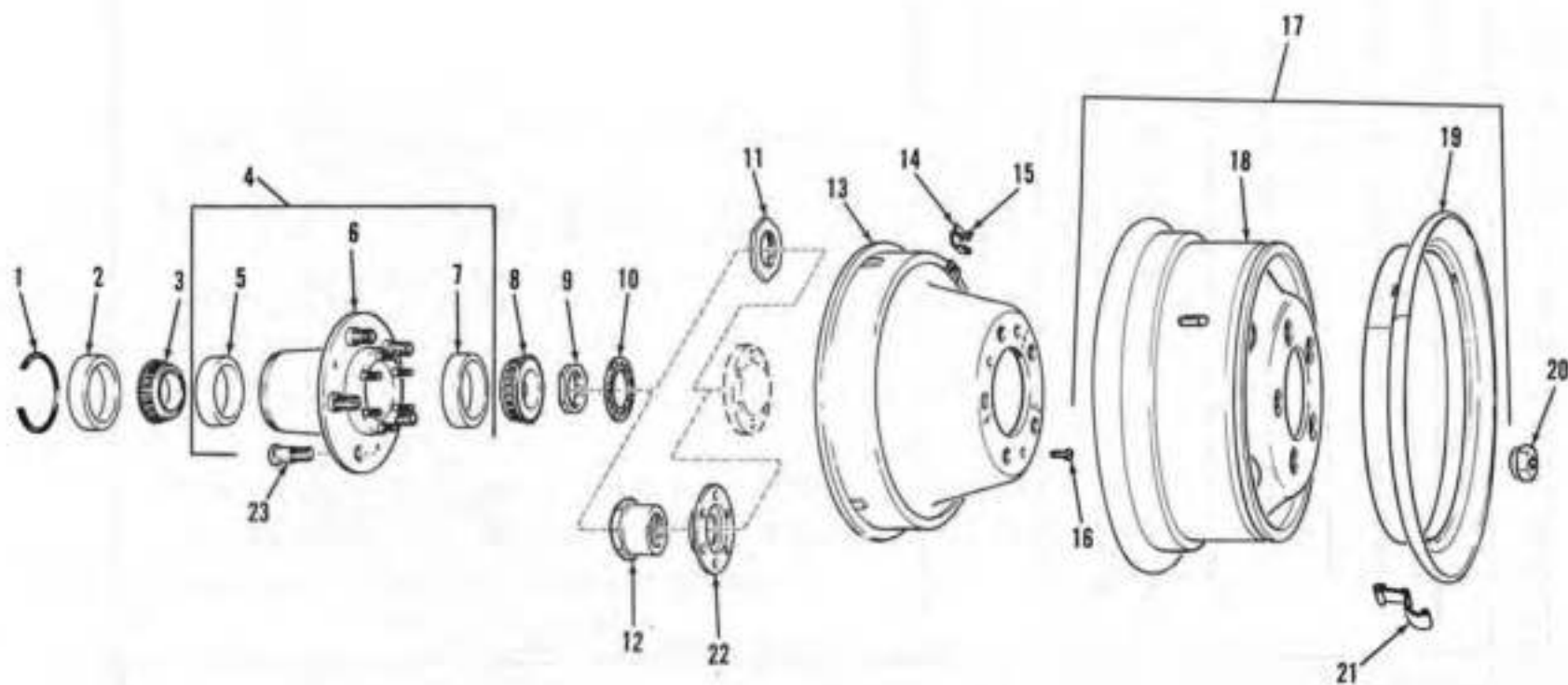
Figure 63. Hydraulic Brake System



[illegible]

**Section II.**  
**DIRECT SUPPORT AND GENERAL SUPPORT MAINTENANCE**  
**REPAIR PARTS LIST AND SPECIAL TOOLS LIST**  
**(INCLUDING DEPOT MAINTENANCE ALLOWANCES)**

(1) SMB Code	(2) Federal Stock Number	(3) Description  Reference Number & Mfr. Code	(4) Unit of meas	(5) Qty inc. in unit	(6) 30-day DS maint allowance			(7) 30-day GS maint allowance			(8) 1-yr aw per 100 equip encl- gcy	(9) Depot maint aw per 100 equip	(10) Illustration	
					(a)	(b)	(c)	(a)	(b)	(c)			(a) Figure No.	(b) Item No.
					1-20	21-90	91-100	1-20	21-90	91-100				
X1		1311—WHEEL ASSEMBLY—Continued WHEEL, DISK: with rim base 1273522 (12204)		1									64	18
P-O	3530-737-5402	RING, LOCK, AUTOMOTIVE WHEEL: MS53045-2 (96906)	EA	1	*	*	*	*	*	*	*	*	64	19
P-O	5310-594-8038	NUT, SINGLE BALL SEAT, HEXAGON: right hand MS51983-2 (96906)	EA	10	*	*	*	*	*	*	*	*	64	20
P-O	5310-053-7804	NUT, SINGLE BALL SEAT, HEXAGON: left hand A223820 (19207)	EA	10	*	*	*	*	*	*	*	*	64	20
X2		CLIP, BEAD: tire 1273643 (19207)	EA	60	*	*	*	*	*	*	*	*	64	21
P-O	5330-297-6438	SEAL PLAIN ENCASED: rear hub outer bearing 500125 (19207)	EA	2	*	*	*	*	*	*	*	*	64	22
P-O	5306-499-9202	STUD, WHEEL HUB: left hand 924629 (12204)	EA	10	*	*	*	*	*	*	*	*	64	23
P-O	5306-151-2066	STUD, WHEEL HUB: right hand MS20074-08-14 (96906)	EA	10	*	*	*	*	*	*	*	*	64	23
P-O-R	2610-540-4719	1313—TIRES AND TUBES TIRE, PNEUMATIC: truck and bus, 8 ply, mud and snow tread, (9.00-16) (new) MS35388-11 (96906)	EA	5	*	*	*	*	*	*	*	*	65	1
P-O	2610-051-9266	INNER TUBE, PNEUMATIC: truck and bus (9.00-16) (new) MS51375-1 (96906)	EA	5	*	*	*	*	*	*	*	*	65	2



AT 40730

Figure 64. Wheels

AT 40731

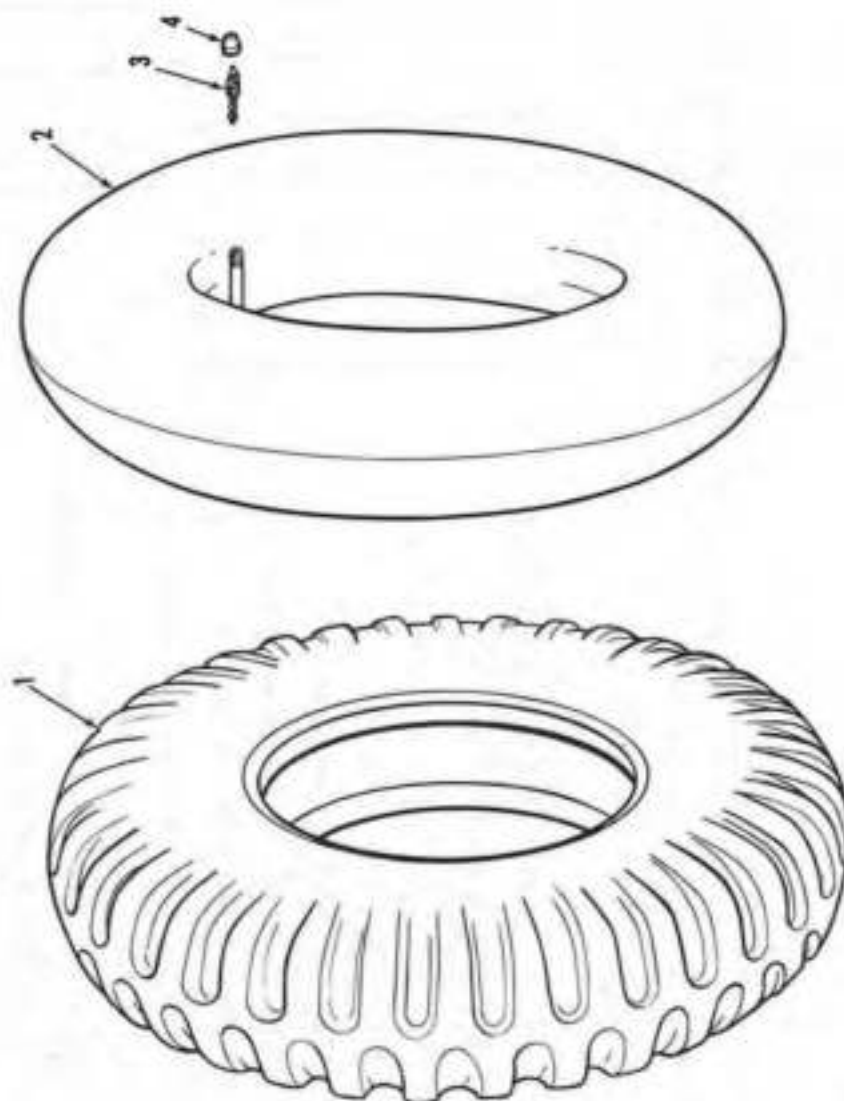


Figure 65. Tires and Tubes

## 160

TM 9-2320-212-3: F

[illegible]

**Section II.**  
**DIRECT SUPPORT AND GENERAL SUPPORT MAINTENANCE**  
**REPAIR PARTS LIST AND SPECIAL TOOLS LIST**  
**(INCLUDING DEPOT MAINTENANCE ALLOWANCES)**

(1) SMB Code	(2) Federal Stock Number	(3) Description  Reference Number & Mfr. Code	(4) Unit of meas.	(5) Qty inc. in unit	(6) 30-day DS maint allowance			(7) 30-day GS maint allowance			(8) 1-yr slw per 100 equip col- 62y	(9) Depot maint slw per 100 equip	(10) Illustration	
					(a)	(b)	(c)	(a)	(b)	(c)			(a)	(b)
					1-20	21-50	51-100	1-20	21-50	51-100			Fig- ure No.	Item No.
		1401—MECHANICAL STEERING GEAR ASSEMBLY—Continued												
P-O	5310-209-0965	WASHER, LOCK: tie rod end MS35338-47 (96906)	EA	2	*	*	*	*	*	*	*	*	66	29
P-O	5310-880-7745	NUT, PLAIN, HEXAGON: tie rod end MS51968-11 (96906)	EA	2	*	*	*	*	*	*	*	*	66	30
P-O	2530-737-3787	TIE ROD, STEERING: w/o ends 7373787 (19207)	EA	1	*	*	*	*	*	*	*	*	66	31
P-O	5310-637-9541	WASHER, LOCK: idler arm to frame bracket clamp MS35338-46 (96906)	EA	1	*	*	*	*	*	*	*	*	66	32
P-O	5310-732-0559	NUT, HEX: idler arm to frame bracket clamp MS51968-8 (96906)	EA	1	*	*	*	*	*	*	*	*	66	33
P-O	5310-584-5272	WASHER, LOCK: idler arm to frame MS35338-29 (96906)	EA	4	*	*	*	*	*	*	*	*	66	34
P-O	5310-732-0560	NUT, HEX: idler arm to frame MS51968-14 (96906)	EA	4	*	*	*	*	*	*	*	*	66	35
P-F-R	2530-737-5403	STEERING GEAR: w/arm, bearings, housing and worm gear assembly 7375403 (19207)	EA	1	*	*	*	*	*	*	*	*	67	1
P-F	5310-737-3794	NUT, HEX: cover plate housing 7373794 (19207)	EA	1	*	*	*	*	*	*	*	*	67	2
P-F	2530-737-3796	PLATE, LOCKING: pitman shaft 7373796 (19207)	EA	1	*	*	*	*	*	*	*	*	67	3
X2		SCREW: cover housing 1188668 (12204)	EA	4	*	*	*	*	*	*	*	*	67	4
X2		COVER: housing side 7374772 (19207)	EA	1	*	*	*	*	*	*	*	*	67	5
P-F	5330-737-3790	GASKET: housing side cover 7373790 (19207)	EA	1	*	*	*	*	*	*	*	*	67	6
P-F	5310-770-5743	WASHER: housing side cover 7705743 (19207)	EA	1	*	*	*	*	*	*	*	*	67	7
P-F	5305-737-4770	SCREW: housing side cover 7374770 (19207)	EA	1	*	*	*	*	*	*	*	*	67	8
P-F	2530-770-5471	SHAFT: pitman 7705741 (19207)	EA	1	*	*	*	*	*	*	*	*	67	9
P-F	3120-736-7805	BEARING, SLEEVE: pitman shaft 7367805 (19207)	EA	2	*	*	*	*	*	*	*	*	67	10
P-F	2530-737-4804	HOUSING, W/ BEARING, ASSEMBLY: 7374804 (19207)	EA	1	*	*	*	*	*	*	*	*	67	11

TM 9-2320-212-3

## 162

TM 9-2320-212-34P

[illegible]



**Section II.**  
**DIRECT SUPPORT AND GENERAL SUPPORT MAINTENANCE**  
**REPAIR PARTS LIST AND SPECIAL TOOLS LIST**  
**(INCLUDING DEPOT MAINTENANCE ALLOWANCES)**

(1) SMR Code	(2) Federal Stock Number	(3) Description  Reference Number & Mfr. Code      Usable On Code	(4) Unit of meas	(5) Qty. req. in unit	(6) 30-day GS maint allowance			(7) 30-day GS maint allowance			(8) 1-yr allow per 100 equip cat- gory	(9) Depot maint allow per 100 equip	(10) Illustration	
					(a)	(b)	(c)	(a)	(b)	(c)			(a)	(b)
					1-30	31-60	61-100	1-30	31-60	61-100			Figure No.	Item No.
		1401—MECHANICAL STEERING GEAR ASSEMBLY Continued												
P-F	3305-727-8817	SCREW, CAP, HEXAGON HEAD: steering gear assembly	EA	3	*	*	*	*	*	*	*	*	67	31
P-F	2530-770-5742	FF 585 Type 2 (81348) SHAFT, COLUMN: 7705742 (19207)	EA	1	*	*	*	*	*	*	*	*	67	32
P-F	2530-737-3798	SEAL: housing lower cover 7373798 (19207)	EA	1	*	*	*	*	*	*	*	*	67	33
P-F	2520-737-2664	SCREW, HEXHEAD: housing cover 7372664 (19207)	EA	4	*	*	*	*	*	*	*	*	67	34
P-F	2530-040-1938	COVER, HOUSING: lower, w/ bushing and seal 8329973 (19207)	EA	1	*	*	*	*	*	*	*	*	67	35
P-F	2530-741-3019	SHIM: housing lower cover (0.003) 7413019 (19207)	EA	1	*	*	*	*	*	*	*	*	67	36
P-F	3110-143-7579	CUP, TAPERED ROLLER BEARING: worm lower thrust bearing 706624 (19207)	EA	1	*	*	*	*	*	*	*	*	67	37
P-F	3110-117-4718	BEARING, ROLLER, TAPERED: steering gear worm 705011 (19207)	EA	2	*	*	*	*	*	*	*	*	67	38
P-F	3110-142-4424	CUP, TAPERED ROLLER BEARING: thrust bearing 707075 (19207)	EA	1	*	*	*	*	*	*	*	*	67	39
P-F	5310-044-6248	WASHER, PLAIN: steering gear assembly 446248 (21450)	EA	3	*	*	*	*	*	*	*	*	67	40
P-F	5310-820-6653	WASHER, LOCK: steering gear assembly MS35338-50 (96906)	EA	3	*	*	*	*	*	*	*	*	67	41
P-F	5310-763-8905	NUT, HEX: steering gear assembly MS51968-20 (96906)	EA	3	*	*	*	*	*	*	*	*	67	42
P-O	2530-734-2418	PARTS KIT, STEERING: 7342418 (19207) Consisting of:	EA	1	*	*	*	*	*	*	*	*		
X1		COVER DUST 7342652 (19207)	EA	1	*	*	*	*	*	*	*	*	66	8
X1		COVER DUST 7342651 (19207)	EA	1	*	*	*	*	*	*	*	*	66	9
X1		SEAL DUST 7342520 (19207)	EA	1	*	*	*	*	*	*	*	*	66	10
P-O	2530-734-2419	PARTS KIT, STEERING: 7342419 (19207) Consisting of:	EA	1	*	*	*	*	*	*	*	*		
X1		COVER DUST 7342653 (19207)	EA	1	*	*	*	*	*	*	*	*	66	18
P-O	2520-040-1397	RETAINER DUST 7342863 (19207)	EA	1	*	*	*	*	*	*	*	*	66	21
P-O	2805-423-3934	WIRE 14155 (12204)	EA	1	*	*	*	*	*	*	*	*		

## 164

TM 9-2320-212-34P

[illegible]

**Section II.**  
**DIRECT SUPPORT AND GENERAL SUPPORT MAINTENANCE**  
**REPAIR PARTS LIST AND SPECIAL TOOLS LIST**  
**(INCLUDING DEPOT MAINTENANCE ALLOWANCES)**

(1) SMR Code	(2) Federal Stock Number	(3) Description  Reference Number & Mfr. Code	(4) Unit of meas	(5) Qty inc. in unit	(6) 30-day DS maint allowance			(7) 30-day GS maint allowance			(8) 1-yr slw per 100 equip cat- gory	(9) Depot maint slw per 100 equip	(10) Illustration	
					(a)	(b)	(c)	(a)	(b)	(c)			(a) Figure No.	(b) Item No.
					1-20	21-50	51-100	1-20	21-50	51-100				
X2		1501—FRAME ASSEMBLY—Continued BRACKET: front lifting shackle 7705779 (19207)	EA	2	*	*	*	*	*	*	*	*	68	8
P-O	5310-770-5781	SPACER: lifting shackle bracket 1268318 (12204)	EA	2	*	*	*	*	*	*	*	*	68	9
P-O	5310-209-0965	WASHER, LOCK: lifting shackle MS35338-47 (96906)	EA	12	*	*	*	*	*	*	*	*	68	10
P-O	5310-732-0560	NUT, HEXAGON: lifting shackle MS51968-14 (96906)	EA	12	*	*	*	*	*	*	*	*	68	11
		"Non-Illustrated"												
P-O	2540-696-0250	BRACKET: lifting shackle, rear left 8330146 (19207)	EA	1	*	*	*	*	*	*	*	*		
P-O	2540-696-0251	BRACKET: lifting shackle, rear right 8330147 (19207)	EA	1	*	*	*	*	*	*	*	*		

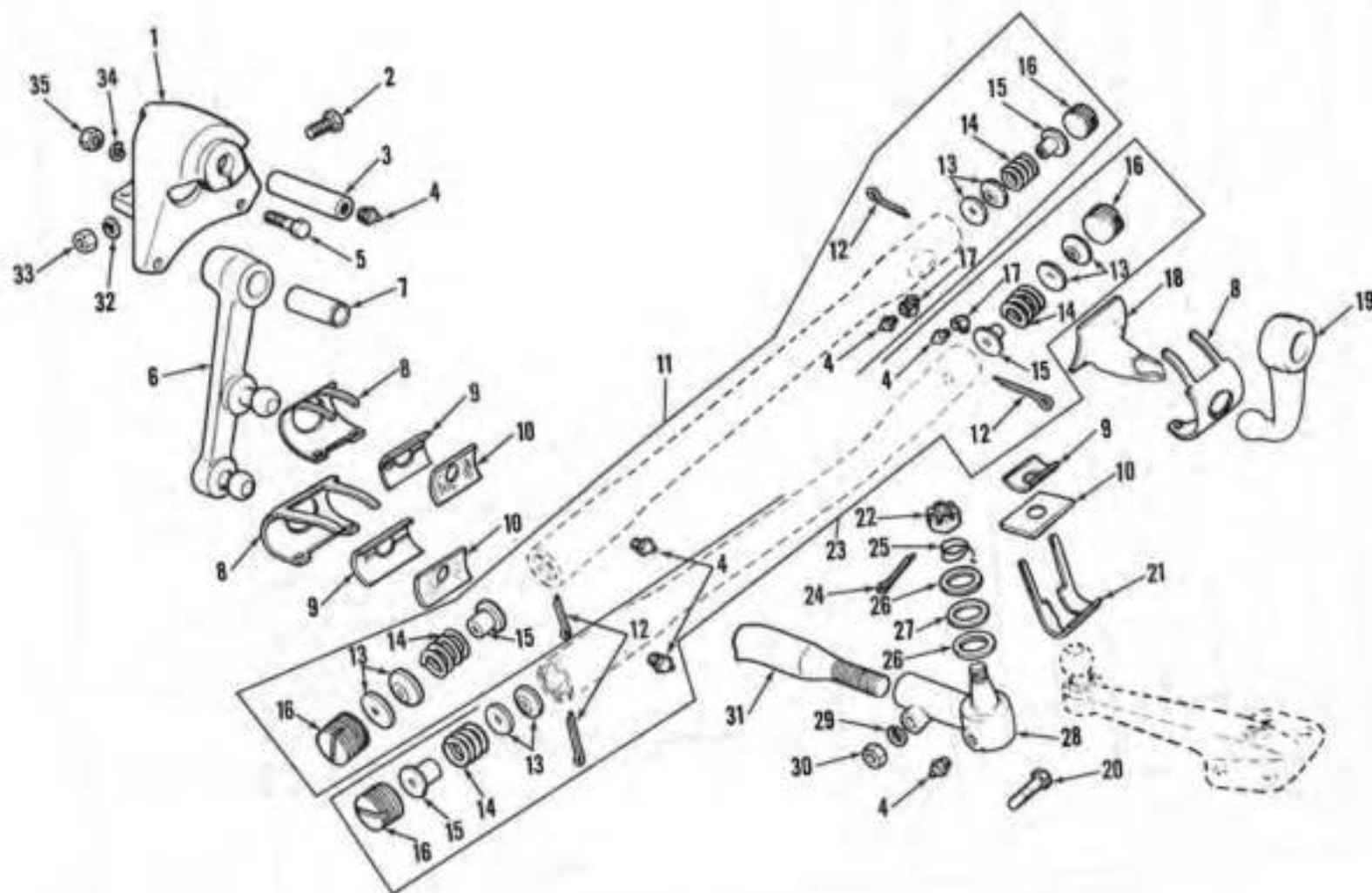


Figure 66. Mechanical Steering Linkage

AT 40732

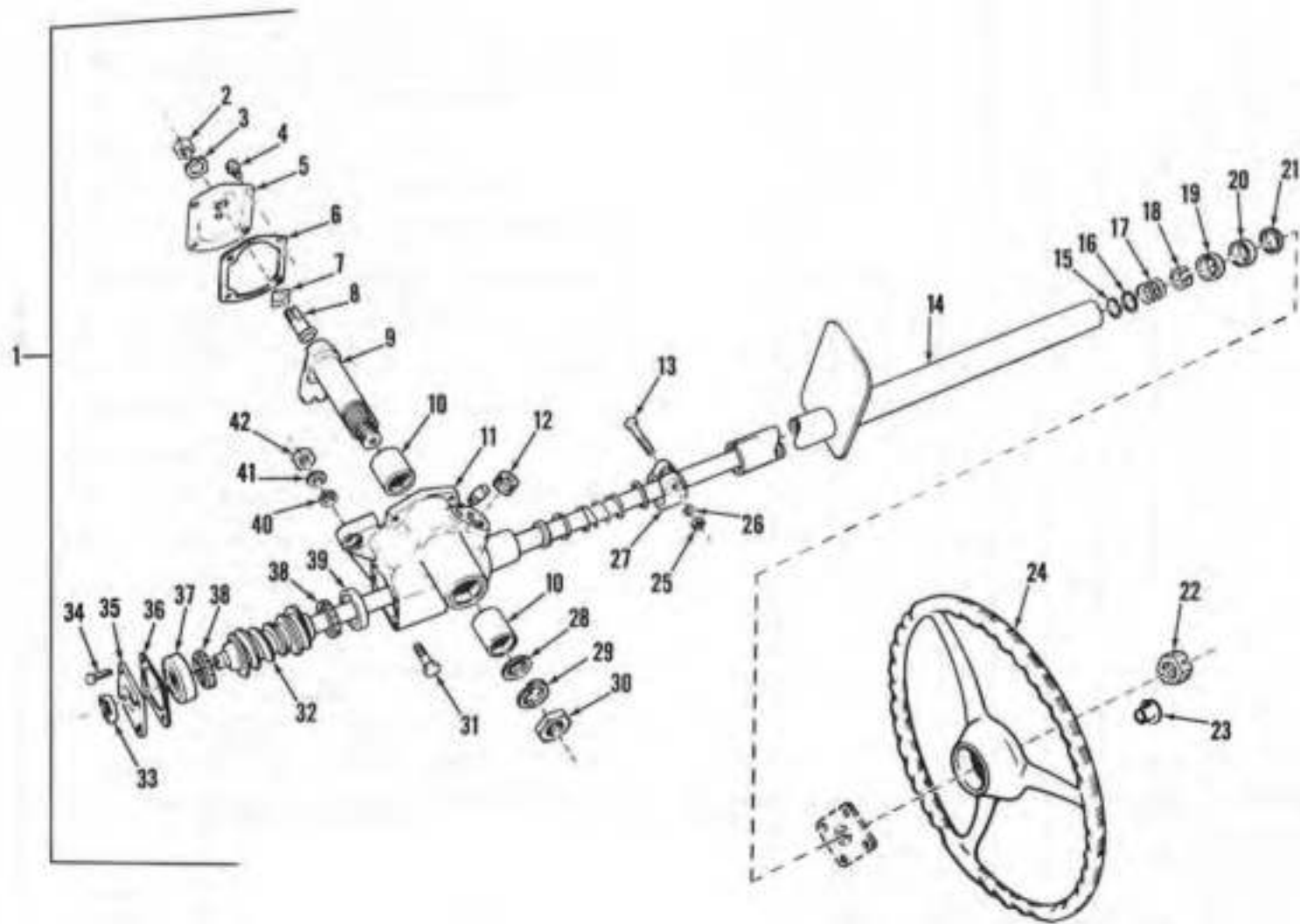


Figure 67. Mechanical Steering Gear

AT 40733

TM 9-2320-212-34P

## 168

TM 9-2320-212-34P

[illegible]

**Section II.**  
**DIRECT SUPPORT AND GENERAL SUPPORT MAINTENANCE**  
**REPAIR PARTS LIST AND SPECIAL TOOLS LIST**  
**(INCLUDING DEPOT MAINTENANCE ALLOWANCES)**

(1) SMR Code	(2) Federal Stock Number	(3) Description  Reference Number & Mfr. Code	(4) Unit of meas	(5) Qty inc. in unit	(6) 30-day DS maint allowance			(7) 30-day GS maint allowance			(8) 1-yr allow per 100 equip cyl- per	(9) Depot maint allow per 100 equip	(10) Illustration	
					(a)	(b)	(c)	(d)	(e)	(f)			(a) Figure No.	(b) Item No.
					1-00	21-00	31-100	1-00	21-00	31-100				
		1504-SPARE WHEEL CARRIER AND TIRE LOCK												
P-O		SCREW, CAP: spare tire carrier 271196 (12204)	EA	4	*	*	*	*	*	*	*	*	70	1
P-O	2510-741-3295	HINGE: spare wheel carrier 7413295 (19207)	EA	1	*	*	*	*	*	*	*	*	70	2
P-O	5310-732-0560	NUT, HEXAGON: spare tire carrier MS51968-14 (96906)	EA	5	*	*	*	*	*	*	*	*	70	3
P-O	5310-584-5272	WASHER, LOCK: spare tire carrier MS35338-48 (96906)	EA	3	*	*	*	*	*	*	*	*	70	4
P-O	5310-809-3079	WASHER, FLAT: spare tire carrier MS27183-19 (96906)	EA	4	*	*	*	*	*	*	*	*	70	3
P-O	2510-741-3294	CARRIER: spare wheel 7413294 (19207)	EA	1	*	*	*	*	*	*	*	*	70	6
P-O	5306-741-3303	BOLT, SHOULDER: locking lever 1396112 (12204)	EA	3	*	*	*	*	*	*	*	*	70	7
P-O	5340-741-3300	SPRING, TENSION: locking lever 1396099 (12204)	EA	1	*	*	*	*	*	*	*	*	70	8
X2-O		LEVER, LOCKING: spare wheel carrier 7413298 (19207)	EA	1	*	*	*	*	*	*	*	*	70	9
P-O	5310-407-9566	WASHER, LOCK: locking lever MS35338-45 (96906)	EA	3	*	*	*	*	*	*	*	*	70	10
P-O	5310-880-7746	NUT, HEXAGON: locking lever MS51960-5 (96906)	EA	3	*	*	*	*	*	*	*	*	70	11
P-O	2590-741-3302	PLATE, LOCKING: spare wheel carrier, assembly 7413302 (19207)	EA	1	*	*	*	*	*	*	*	*	70	12
P-O		SCREW, ASSEMBLED LOCK-WASHER: locking plate 7346907 (19207)	EA	4	*	*	*	*	*	*	*	*	70	13
P-O	2510-741-3301	BAR, LOCKING: spare wheel carrier 7413301 (19207)	EA	1	*	*	*	*	*	*	*	*	70	14
P-O	5310-741-3290	STUD: spare wheel locking nut 7413290 (19207)	EA	1	*	*	*	*	*	*	*	*	70	15
P-O	5310-763-8905	NUT, HEX: spare wheel carrier MS51968-20 (96906)	EA	2	*	*	*	*	*	*	*	*	70	16
P-O	5310-543-4385	WASHER, LOCK: spare wheel carrier MS35333-46 (96906)	EA	2	*	*	*	*	*	*	*	*	70	17
P-O	5306-741-3291	BOLT, SHOULDER: spare wheel carrier 1395969 (12204)	EA	2	*	*	*	*	*	*	*	*	70	18



## 170

TM 9-2320-212-34P

[illegible]

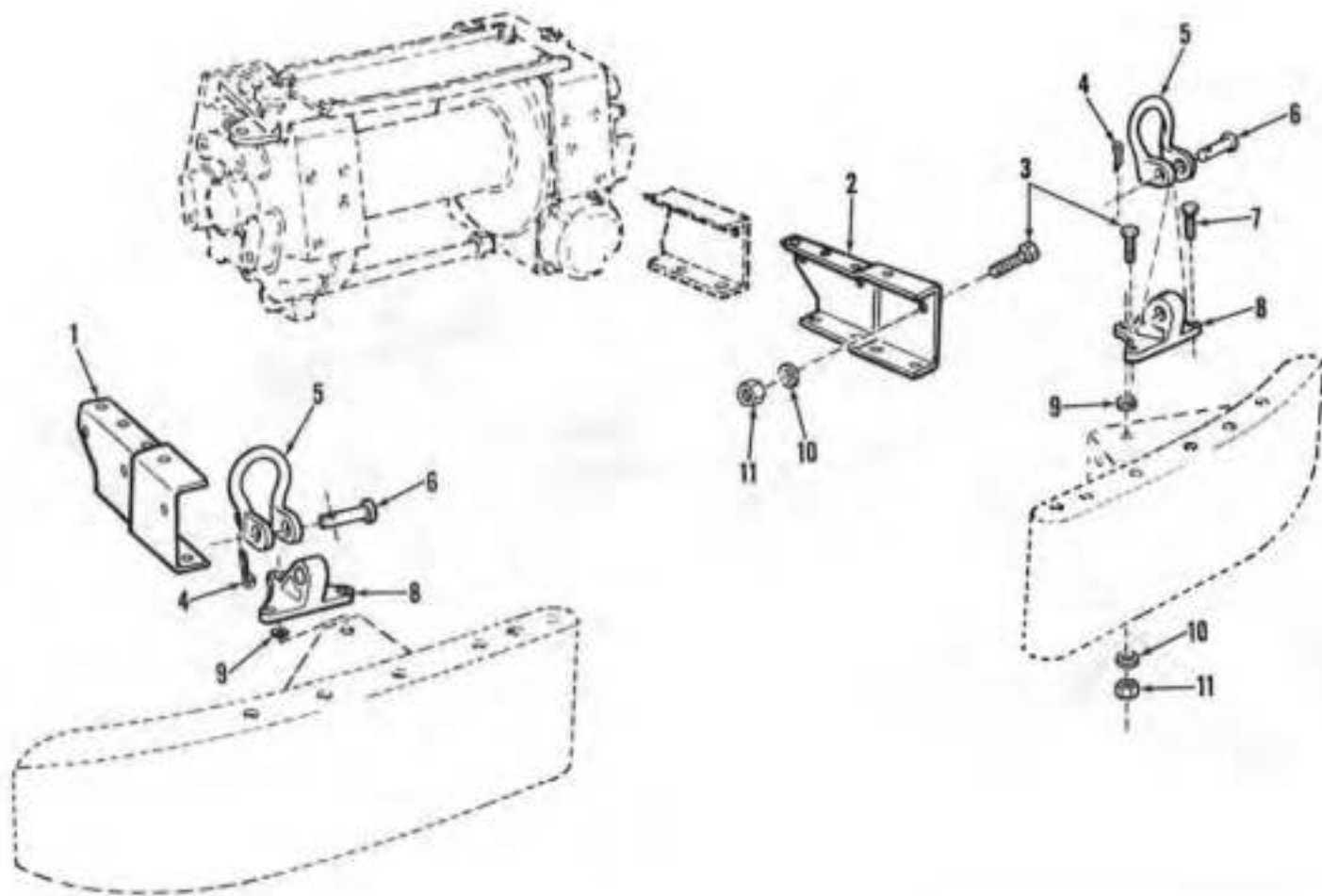


Figure 68. Frame Extensions and Lifting Shackles

AT 40734

TM 9-2320-212-34P

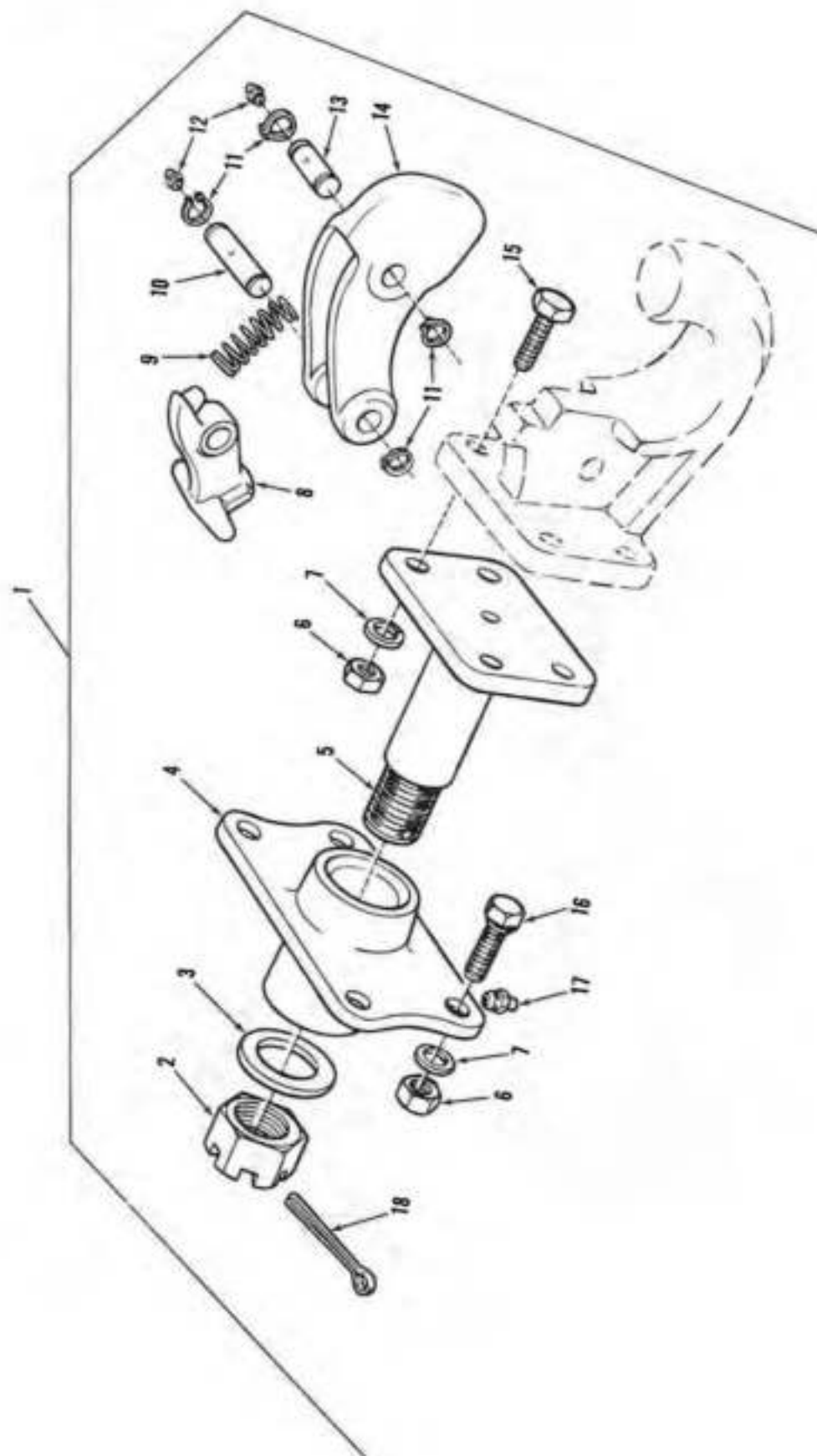


Figure 69. Pintle

AT 40735

AT 40736

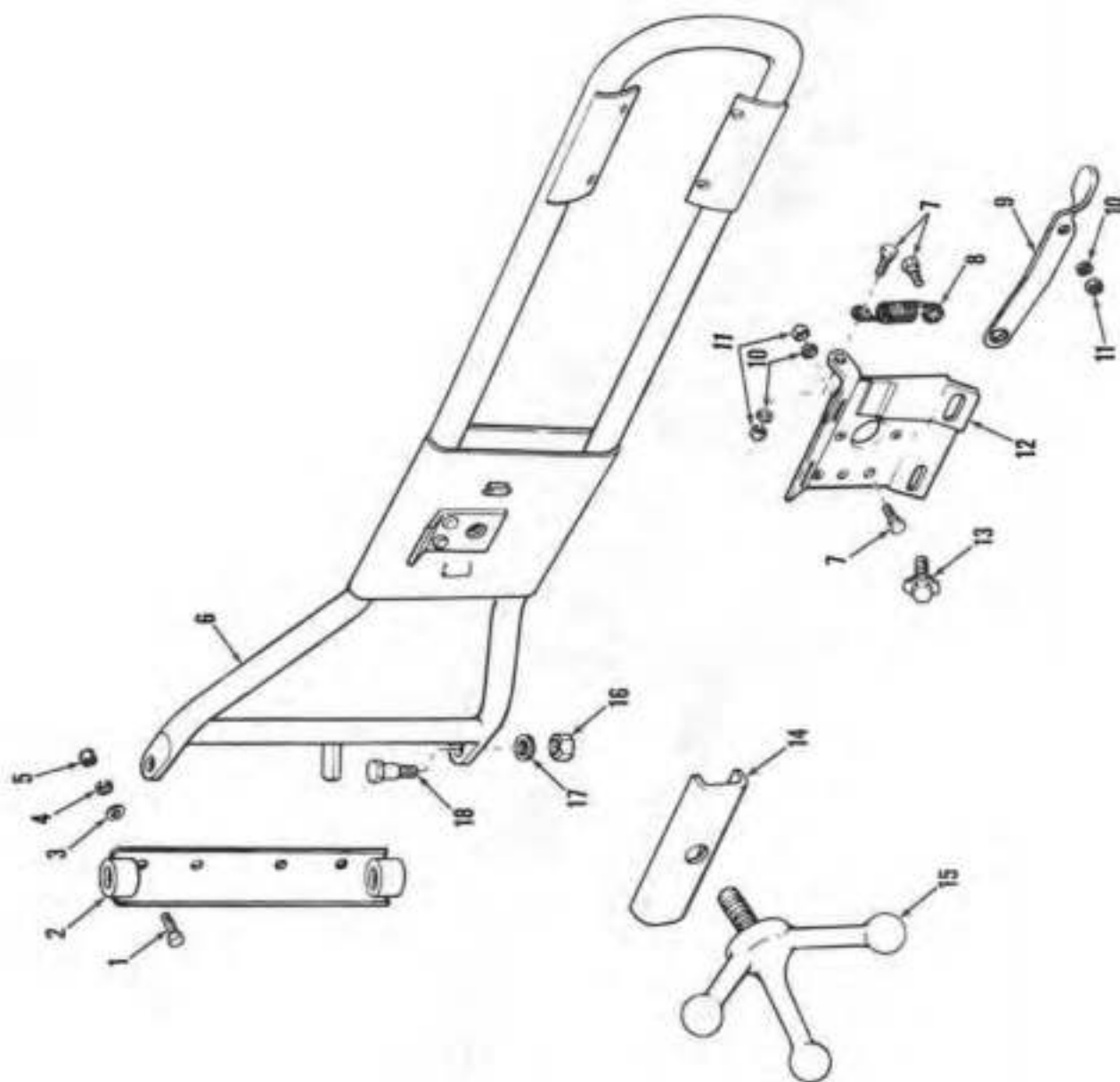
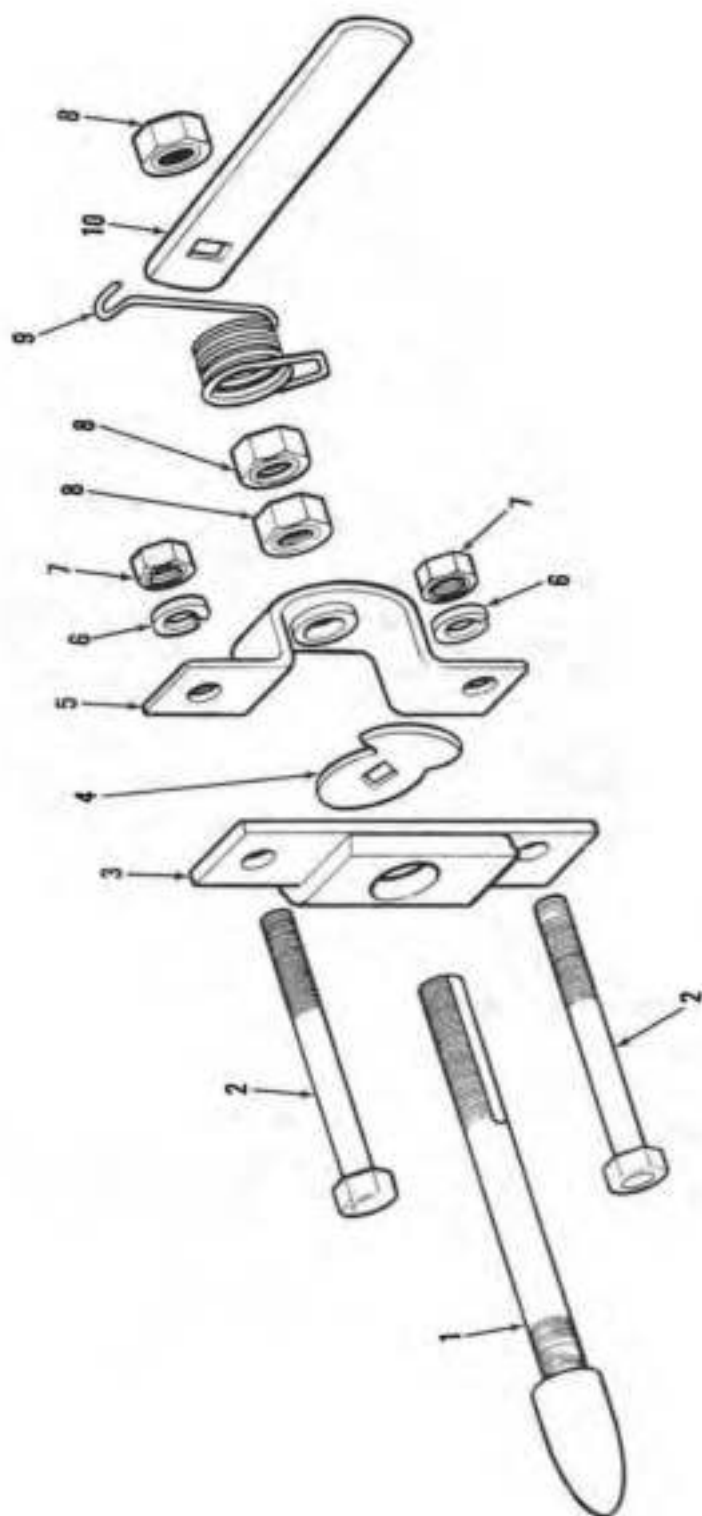


Figure 70. Sparo Wheel Carrier



AT 40737

Figure 71. Spare Wheel Carrier Latch

**Section II.**  
**DIRECT SUPPORT AND GENERAL SUPPORT MAINTENANCE**  
**REPAIR PARTS LIST AND SPECIAL TOOLS LIST**  
**(INCLUDING DEPOT MAINTENANCE ALLOWANCES)**

(1) SMR Code	(2) Federal Stock Number	(3) Description  Reference Number & Mfr. CodeUsable On Code	(4) Unit of meas	(5) Qty inc. in unit	(6) 30-day GS maint allowance			(7) 30-day GS maint allowance			(8) 1-yr allow per 100 equip est. GTY	(9) Depot maint allow per 100 equip	(10) Illustration	
					(a)	(b)	(c)	(a)	(b)	(c)			(a) Figure No.	(b) Item No.
					1-20	21-50	51-100	1-20	21-50	51-100				
		GROUP 16-SPRINGS AND SHOCK ABSORBERS												
		1601-SPRINGS												
P-O	5306-575-5413	BOLT, "U": front spring 8741533 (19207)	EA	5	*	*	*	*	*	*	*	*	72	1
P-O	5340-621-5537	ARRESTOR, TORQUE: front spring 1268747 (12204)	EA	2	*	*	*	*	*	*	*	*	72	2
P-O	4730-050-4203	FITTING, LUBRICATION: hanger and shackle bolt MS15001-1 (96906)	EA	6	*	*	*	*	*	*	*	*	72	3
P-O	4730-737-3777	BOLT, FLUID PASSAGE: front spring 7373777 (19207)	EA	4	*	*	*	*	*	*	*	*	72	4
P-O	4730-737-3778	BOLT: shackle, lower 7373778 (19207)	EA	2	*	*	*	*	*	*	*	*	72	5
P-O	2510-737-3776	SHACKLE, SPRING: front, outer 7373776 (19207)	EA	2	*	*	*	*	*	*	*	*	72	6
P-O	3120-735-1270	BEARING, SLEEVE: front spring 7351270 (19207)	EA	4	*	*	*	*	*	*	*	*	72	7
P-O	2510-737-3775	CONNECTING LINK, RIGID: front spring, inner 7373775 (19207)	EA	2	*	*	*	*	*	*	*	*	72	8
P-O	5310-813-0408	NUT, HEX: shackle bolt 427640 (24617)	EA	6	*	*	*	*	*	*	*	*	72	9
P-O	5315-236-8362	PIN, COTTER: shackle bolt MS24665-376 (96906)	EA	6	*	*	*	*	*	*	*	*	72	10
P-O	5310-423-1770	NUT, HEXAGON: "U" bolt 7351124 (19207)	EA	8	*	*	*	*	*	*	*	*	72	11
P-O	5310-167-0680	WASHER, LOCK: "U" bolt MS35338-49 (96906)	EA	8	*	*	*	*	*	*	*	*	72	12
P-O	2510-737-3779	PLATE, "U" BOLT: right front spring 7373779 (19207)	EA	1	*	*	*	*	*	*	*	*	72	13
P-O	2510-737-3774	PLATE, "U" BOLT: left front spring 7373774 (19207)	EA	1	*	*	*	*	*	*	*	*	72	13

Section II.  
DIRECT SUPPORT AND GENERAL SUPPORT MAINTENANCE  
REPAIR PARTS LIST AND SPECIAL TOOLS LIST  
(INCLUDING DEPOT MAINTENANCE ALLOWANCES)

TM 9-2320-212-34 □

[illegible]



**Section II.**  
**DIRECT SUPPORT AND GENERAL SUPPORT MAINTENANCE**  
**REPAIR PARTS LIST AND SPECIAL TOOLS LIST**  
**(INCLUDING DEPOT MAINTENANCE ALLOWANCES)**

(1) SMR Code	(2) Federal Stock Number	(3) Description  Reference Number & Mfr. Code	(4) Unit of meas	(5) Qty inc. in unit	(6) 30-day GS maint allowance			(7) 30-day GS maint allowance			(8) 1-yr allow per 100 equip cost- \$K	(9) Depot maint allow per 100 equip	(10) Illustration	
					(a)	(b)	(c)	(a)	(b)	(c)			(a)	(b)
					1-20	21-50	51-100	1-20	21-50	51-100			Figure No.	Item No.
		1601—SPRINGS—Continued												
P-O	5305-269-2810	SCREW, CAP: rear spring shackle MS90726-68 (96906)	EA	6	*	*	*	*	*	*	*	*	73	11
P-O	2510-737-3766	PLATE, "U" BOLT: right rear spring 7373766 (19207)	EA	1	*	*	*	*	*	*	*	*	73	12
P-O	2510-737-3767	PLATE, "U" BOLT: left rear spring 7373767 (19207)	EA	1	*	*	*	*	*	*	*	*	73	12
P-O	5310-167-0680	WASHER, LOCK: "U" bolt MS35338-49 (96906)	EA	8	*	*	*	*	*	*	*	*	73	13
P-O	5310-423-1770	NUT, HEXAGON: "U" bolt 7351124 (19207)	EA	8	*	*	*	*	*	*	*	*	73	14
P-O	2510-737-3761	SPRING, ASSEMBLY LEAF: rear (light duty) 7373761 (19207)	EA	2	*	*	*	*	*	*	*	*	73	15
P-O	2510-737-6832	SPRING, ASSEMBLY LEAF: rear (heavy duty) 7376832 (19207)	EA	2	*	*	*	*	*	*	*	*	73	15
		CA,CB CD,CE HA,BA,BB,MC BC,CG,DA,LB MD,JA,JB,GA,LA												
P-O	5306-385-6716	BOLT, MACHINE: center, spring 7351125 (19207)	EA	2	*	*	*	*	*	*	*	*	73	16
P-O	5310-732-0559	NUT, HEXAGON: center, spring MS51968-8 (96906)	EA	2	*	*	*	*	*	*	*	*	73	17
		1604—SHOCK ABSORBERS												
P-O	5315-013-7238	PIN, COTTER: stud nut MS24665-425 (96906)	EA	16	*	*	*	*	*	*	*	*	74	1
P-O	5310-042-7640	NUT, SLOTTED HEXAGON: anchor stud 427640 (24617)	EA	16	*	*	*	*	*	*	*	*	74	2
P-O	2510-737-8195	RETAINER, BUSHING: shock absorber 7378195 (19207)	EA	16	*	*	*	*	*	*	*	*	74	3
P-O	5307-774-4213	STUD, SHOULDERED: shock absorber 7744213 (19207)	EA	8	*	*	*	*	*	*	*	*	74	4
P-O	5340-423-2808	BUSHING, RUBBER: shock absorber 7351084 (19207)	EA	16	*	*	*	*	*	*	*	*	74	5

## 178

TM 9-2320-212-34P

[illegible]

AT 40738

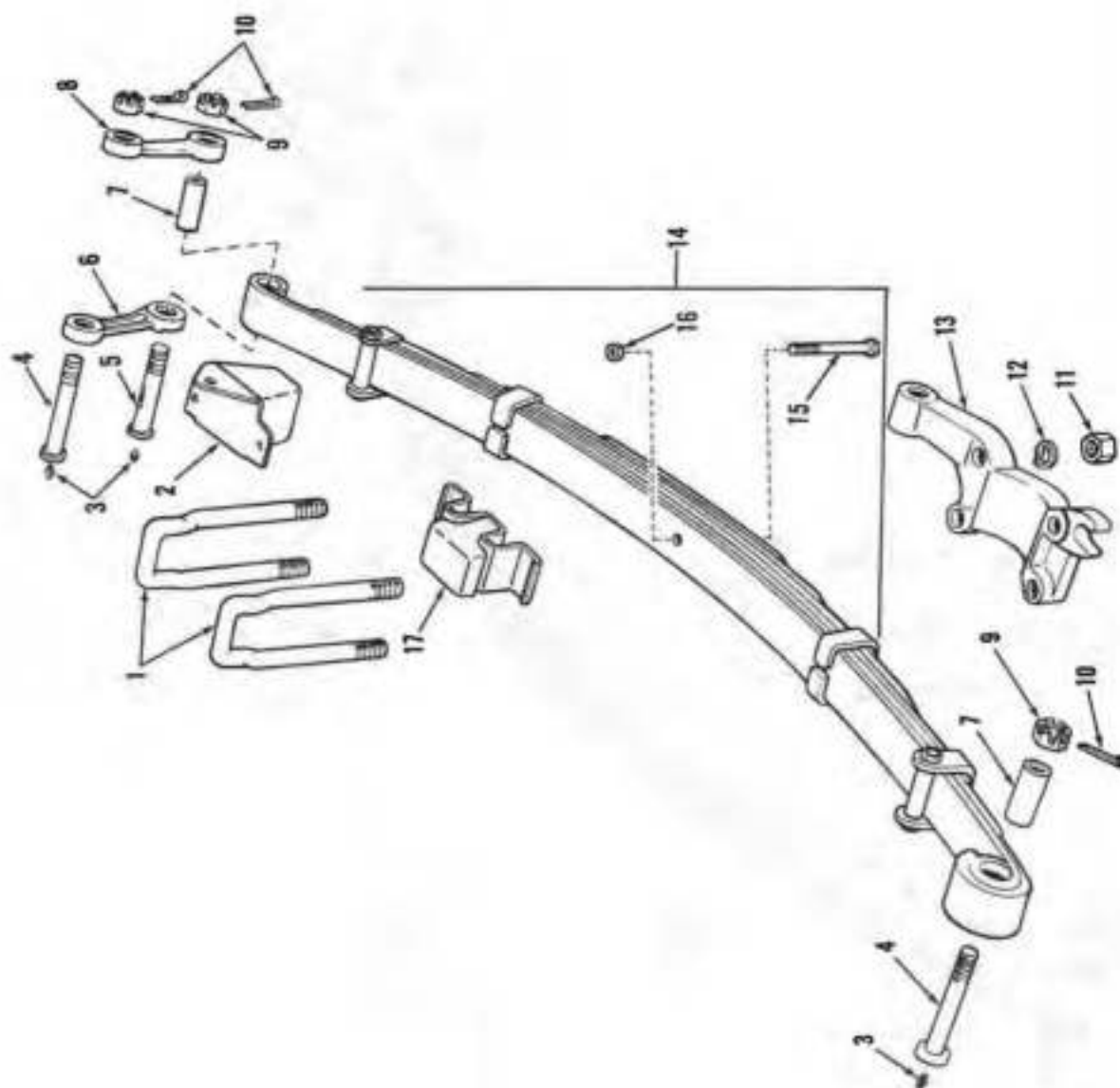


Figure 72. Front Springs

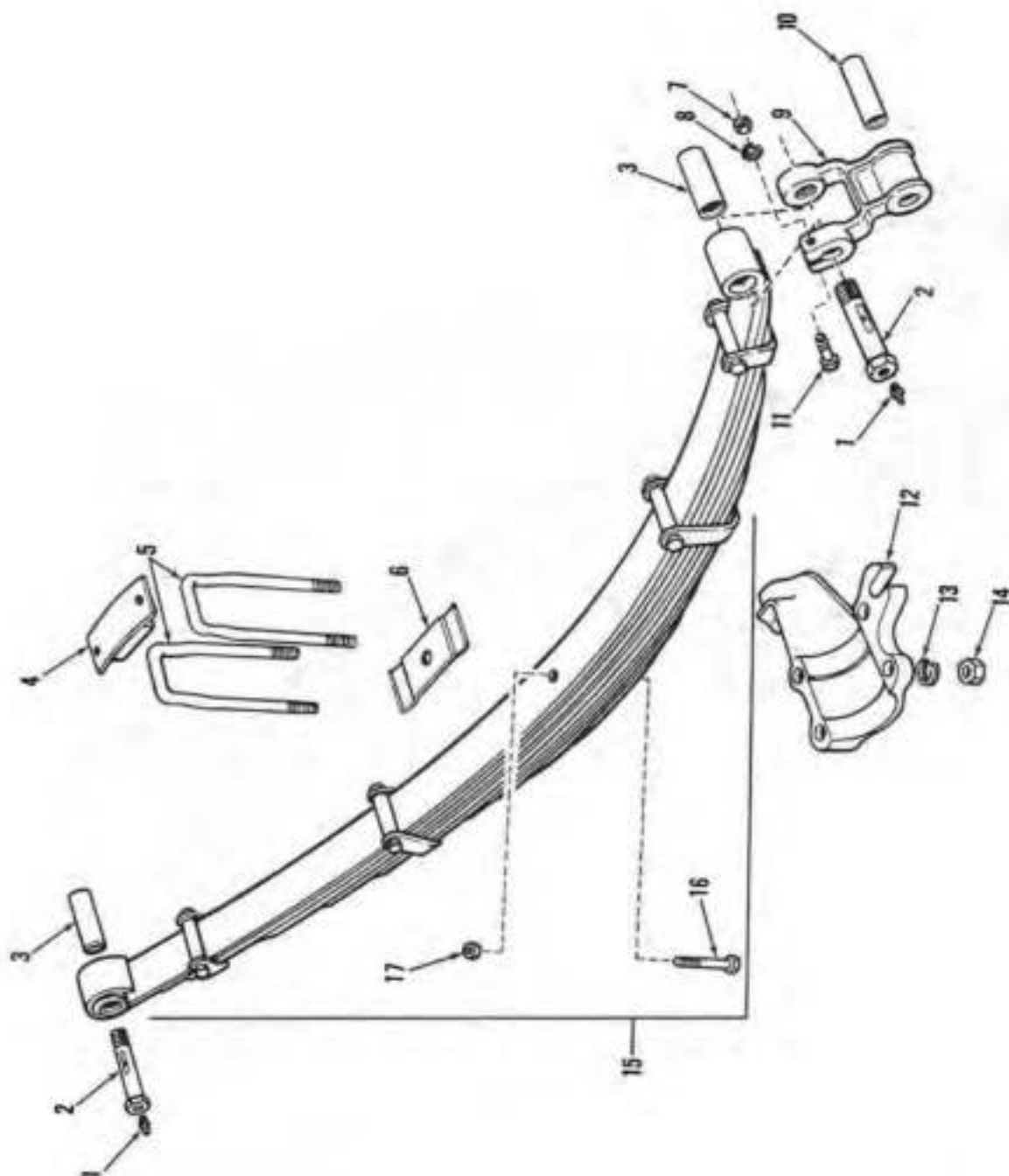


Figure 73. Rear Springs

AT 40739

AT 40740

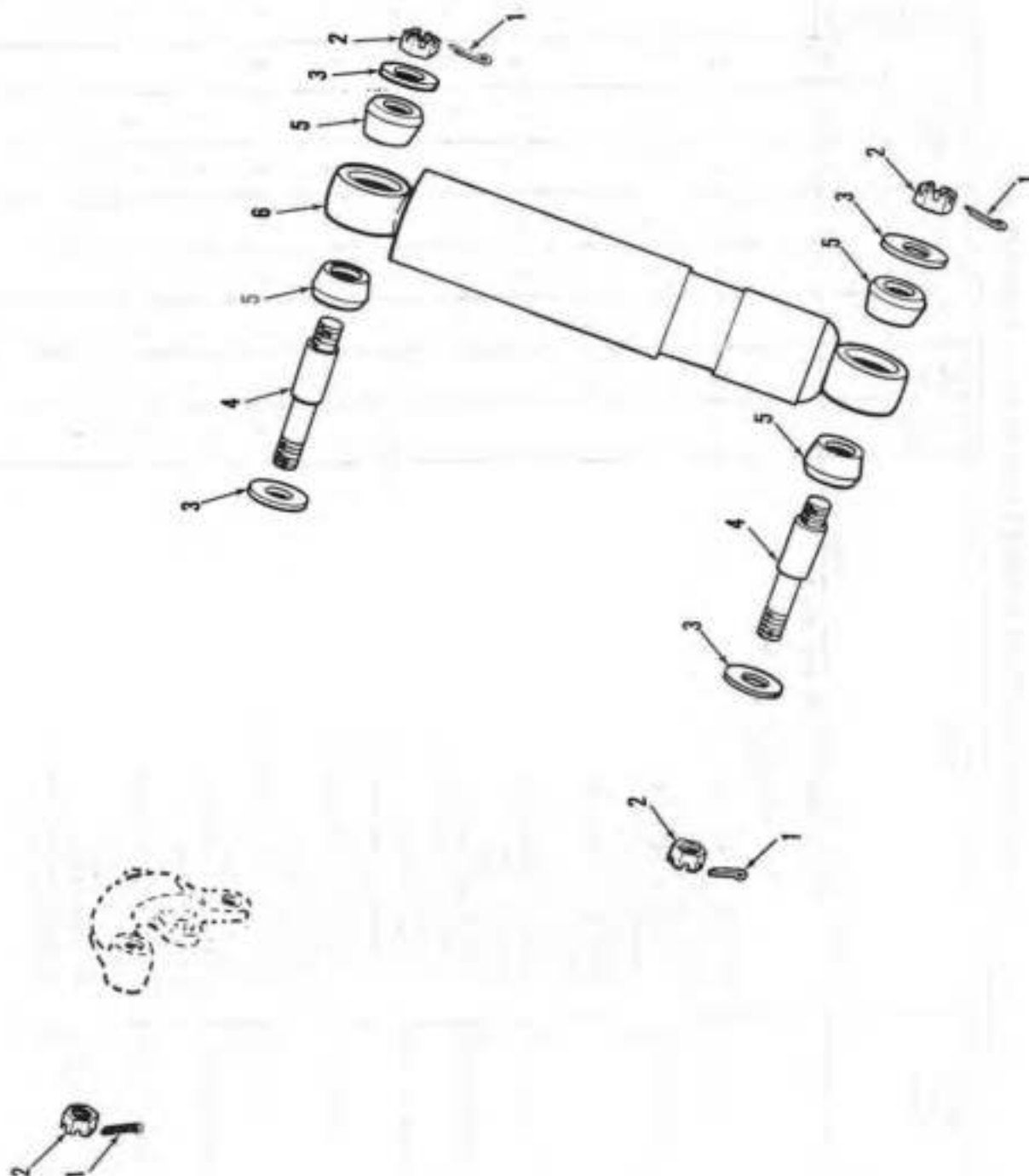


Figure 74. Shock Absorbers



**Section II.**  
**DIRECT SUPPORT AND GENERAL SUPPORT MAINTENANCE**  
**REPAIR PARTS LIST AND SPECIAL TOOLS LIST**  
**(INCLUDING DEPOT MAINTENANCE ALLOWANCES)**

(1) SMR Code	(2) Federal Stock Number	(3) Description  Reference Number & Mfr. Code	(4) Unit of meas.	(5) Qty. inc. in unit	(6) 30-day DS maint. allowance			(7) 30-day GS maint. allowance			(8) 1-yr alt. per 100 equip. col- ary	(9) Depot maint. alt. per 100 equip.	(10) Illustration	
					(a)	(b)	(c)	(a)	(b)	(c)			(a) Figure No.	(b) Item No.
					1-20	21-50	51-100	1-20	21-50	51-100				
		1801—BODY, CAB, AND HOOD ASSEMBLY—Continued												
P-O	5310-934-9757	NUT, HEXAGON: windshield support bumper MS35649-282 (96906)	EA	4	*	*	*	*	*	*	*	*	75	12
P-O		SCREW, ASSEMBLED LOCKWASHER: hood hinge 7372600 (19207)	EA	12	*	*	*	*	*	*	*	*	75	13
P-O	5310-737-4728	WASHER, LOCK: hood hinge 7374728 (19207)	EA	12	*	*	*	*	*	*	*	*	75	14
P-O	5310-732-0559	NUT, HEXAGON: hood hinge MS51968-8 (96906)	EA	12	*	*	*	*	*	*	*	*	75	15
P-O	5310-637-9541	WASHER, LOCK: hood catch (10) and hood support (2) MS35338-46 (96906)	EA	12	*	*	*	*	*	*	*	*	75	16
P-O	5310-768-0319	NUT, HEXAGON: hood catch (10) hood support (2) MS51968-2 (96906)	EA	12	*	*	*	*	*	*	*	*	75	17
P-O	5305-438-0639	SCREW, CAP: hood support 123461 (12204)	EA	2	*	*	*	*	*	*	*	*	75	18
P-O	2510-770-5770	CATCH, HOLD DOWN: top panel hood 7705777 (19207)	EA	2	*	*	*	*	*	*	*	*	75	19
P-O	2510-770-5778	SUPPORT, HOOD ASSEMBLY: 7705778 (19207)	EA	2	*	*	*	*	*	*	*	*	75	20
P-O	5340-770-5776	BUMPER, RUBBER SUPPORT: rod support hood 7705776 (19207)	EA	2	*	*	*	*	*	*	*	*	75	21
P-O	5340-770-5775	BUMPER, RUBBER: hood 7705775 (19207)	EA	2	*	*	*	*	*	*	*	*	75	22
P-F	2510-737-4792	FILLER, DOOR GLASS: lower framing channel 7374792 (19207)	EA	2	*	*	*	*	*	*	*	*	76	1
P-F	2510-737-4834	RETAINER, FRONT DOOR GLASS: upper weather strip 7374834 (19207)	EA	2	*	*	*	*	*	*	*	*	76	2
P-F	2540-737-4828	SEAL, RUBBER SPECIAL: front door glass, upper 7374828 (19207)	EA	2	*	*	*	*	*	*	*	*	76	3
P-F	2510-737-4839	CHANNEL, DOOR GLASS: frame, upper 7374839 (19207)	EA	2	*	*	*	*	*	*	*	*	76	4
P-F	2510-564-7251	FILLER, DOOR GLASS: upper framing channel 1279925 (12204)	EA	2	*	*	*	*	*	*	*	*	76	5
P-F	2510-737-4795	WEATHER SEAL, GLASS: 7374795 (19207)	EA	4	*	*	*	*	*	*	*	*	76	6
P-F	2510-737-4789	CHANNEL, GLASS: lower right assembly 7374789 (19207)	EA	1	*	*	*	*	*	*	*	*	76	7



**Section II.**  
**DIRECT SUPPORT AND GENERAL SUPPORT MAINTENANCE**  
**REPAIR PARTS LIST AND SPECIAL TOOLS LIST**  
**(INCLUDING DEPOT MAINTENANCE ALLOWANCES)**

(1) SNR Code	(2) Federal Stock Number	(3) Description  Reference Number & Mfr. Code	(4) Unit of meas	(5) Qty inc. in unit	(6) 30-day DS maint allowance			(7) 30-day GS maint allowance			(8) 1-yr shw per 100 equip enl- gcy	(9) Depot maint shw per 100 equip	(10) Illustration	
					(a)	(b)	(c)	(a)	(b)	(c)			(a) Figure No.	(b) Item No.
					1-25	21-50	51-100	1-25	21-50	51-100				
		1801—BODY, CAB, AND HOOD ASSEMBLY—Continued												
P-F	2510-737-4790	CHANNEL: glass lower, left, assembly 7374790 (19207)	EA	1	*	*	*	*	*	*	*	*	76	7
P-F	2510-734-6914	RETAINER, DOOR GLASS: lower frame channel to regulator 7346914 (19207)	EA	4	*	*	*	*	*	*	*	*	76	8
P-F	2510-737-5408	CHANNEL, DOOR GLASS: run, rear 7375408 (19207)	EA	2	*	*	*	*	*	*	*	*	76	9
P-F	2510-737-4836	BRACKET, PIVOT, GLASS: regulator, arm, assembly 7374836 (19207)	EA	2	*	*	*	*	*	*	*	*	76	10
P-F	5310-734-6905	WASHER, FLAT: window regulator arm pivot bracket 7346905 (19207)	EA	4	*	*	*	*	*	*	*	*	76	11
P-F	5305-737-4835	SCREW, ASSEMBLED WASHER: glass channel and window regulator arm 7374835 (19207)	EA	12	*	*	*	*	*	*	*	*	76	12
P-F	5305-088-8332	SCREW, MACHINE: outside door handle MS35190-272 (96906)	EA	4	4	*	*	*	*	*	*	*	76	13
P-F	2540-737-3744	HANDLE, DOOR: outside 7373744 (19207)	EA	2	*	*	*	*	*	*	*	*	76	14
P-F	5305-737-4777	SCREW, ASSEMBLED WASHER: door lock 1197018 (12204)	EA	12	*	*	*	*	*	*	*	*	76	15
P-F	5315-734-8978	PIN, STRAIGHT HEADLESS: door lock handle 7348978 (19207)	EA	2	*	*	*	*	*	*	*	*	76	16
P-O	2540-737-3745	HANDLE, DOOR: lock remote control 7373745 (19207)	EA	2	*	*	*	*	*	*	*	*	76	17
P-O	2510-737-4785	ESCUTCHEON: remote control handle, w/ spring, assembly 7374785 (19207)	EA	4	*	*	*	*	*	*	*	*	76	18
P-F	2540-737-4787	LOCK, W/ REMOTE CONTROL: right, assembly 7374787 (19207)	EA	1	*	*	*	*	*	*	*	*	76	19
P-F	2540-737-4788	LOCK, W/ REMOTE CONTROL: left, assembly 7374788 (19207)	EA	1	*	*	*	*	*	*	*	*	76	19
P-O	2540-940-1947	HANDLE, WINDOW REGULATOR: 8330727 (19207)	EA	2	*	*	*	*	*	*	*	*	76	20
P-F	5305-699-7002	SCREW, ASSEMBLED, WASHER: 7005433 (19207)	EA	8	*	*	*	*	*	*	*	*	76	21
P-F	2510-734-6912	ARM, CHECK DOOR: w/ bumper and spring assembly 7346912 (19207)	EA	2	*	*	*	*	*	*	*	*	76	22
P-F	2540-737-4784	REGULATOR, GLASS: left assembly 7374784 (19207)	EA	1	*	*	*	*	*	*	*	*	76	23

**Section II.**  
**DIRECT SUPPORT AND GENERAL SUPPORT MAINTENANCE**  
**REPAIR PARTS LIST AND SPECIAL TOOLS LIST**  
**(INCLUDING DEPOT MAINTENANCE ALLOWANCES)**

(1) SMR Code	(2) Federal Stock Number	(3) Description  Reference Number & Mfr. Code	(4) Unit of meas	(5) Qty inc. in unit	(6) 30-day DS maint allowance			(7) 30-day GS maint allowance			(8) 1-yr aw per 100 equip- ent- 402	(9) Depot maint aw per 100 equip	(10) Illustration	
					(a)	(b)	(c)	(a)	(b)	(c)			(a) Figure No.	(b) Item No.
					1-20	21-50	51-100	1-20	21-50	51-100				
		1101—BODY, CAB, AND HOOD ASSEMBLY—Continued												
P-F	2540-737-4783	REGULATOR, GLASS: right, assembly 7374783 (19207)	EA	1	*	*	*	*	*	*	*	*	76	23
P-F	2510-737-4830	CHANNEL: glass run, front 7374830 (19207)	EA	2	*	*	*	*	*	*	*	*	76	24
P-F	9340-240-6242	GLASS, SAFETY LAMINATED: front door	EA	2	*	*	*	*	*	*	*	*	76	25
		"Non-Illustrated"												
P-F	2510-511-1696	GUIDE: door inside panel: check arm 1197138 (12204)	EA	2	*	*	*	*	*	*	*	*		
P-F	2510-567-3241	BRACKET, DOOR: inside panel check arm guide, right 1277638 (12204)	EA	2	*	*	*	*	*	*	*	*		
P-F	2510-700-5420	RETAINER, FRONT DOOR: glass and rear weather strip 7005420 (19207)	EA	4	*	*	*	*	*	*	*	*		
P-F	2510-700-5423	SEAL, RUBBER SPECIAL: right front door glass 7005423 (19207)	EA	1	*	*	*	*	*	*	*	*		
P-F	2510-700-5425	SEAL, RUBBER SPECIAL: left front door glass 7005425 (19207)	EA	1	*	*	*	*	*	*	*	*		
P-F	2510-737-4776	BRACKET, DOOR: check arm to cowl hinge pillar 7374776 (19207)	EA	2	*	*	*	*	*	*	*	*		
P-F	2510-737-4778	DOOR, FRONT: left, complete, assembly 7374778 (19207)	EA	1	*	*	*	*	*	*	*	*		
P-F	2510-737-4779	DOVETAIL: female, inside door panel 7374779 (19207)	EA	2	*	*	*	*	*	*	*	*		
P-F	2510-737-4793	RUBBER, CHANNEL: door glass 7374793 (19207)	EA	4	*	*	*	*	*	*	*	*		
P-F	2510-737-4799	DOOR, FRONT: right, complete, assembly 7374799 (19207)	EA	1	*	*	*	*	*	*	*	*		
P-F	2510-737-4826	WEATHER STRIP: right front door glass, rear 7374826 (19207)	EA	1	*	*	*	*	*	*	*	*		
P-F	2510-737-4827	WEATHER STRIP: left front door glass, rear 7374827 (19207)	EA	1	*	*	*	*	*	*	*	*		
P-F	2510-737-4840	FASTENER: door panel glass weather strip 7374840 (19207)	EA	20	*	*	*	*	*	*	*	*		
P-F	2510-574-3929	RUBBER, CHANNEL: door glass lower inner 7374791 (19207)	EA	2	*	*	*	*	*	*	*	*		
P-F	2510-737-5407	WEATHER SEAL: door hinge pillar and lock 7375407 (19207)	EA	2	*	*	*	*	*	*	*	*		

## 186

TM 9-2320-212-34P

[illegible]

**Section II.**  
**DIRECT SUPPORT AND GENERAL SUPPORT MAINTENANCE**  
**REPAIR PARTS LIST AND SPECIAL TOOLS LIST**  
**(INCLUDING DEPOT MAINTENANCE ALLOWANCES)**

(1) SMR Code	(2) Federal Stock Number	(3) Description  Reference Number & Mfr. Code	(4) Unit of meas	(5) Qty inc. in unit	(6) 30-day DS maint allowance			(7) 30-day GS maint allowance			(8) 1-yr allow per 100 equip ent- gcy	(9) Depot maint allow per 100 equip	(10) Illustration	
					(a)	(b)	(c)	(a)	(b)	(c)			(a) Figure No.	(b) Item No.
					1-20	21-30	31-399	1-20	21-30	31-100				
		1802—FENDERS, RUNNING BOARDS AND WINDSHIELD GLASS—Continued												
P-F	2510-770-7255	FENDER, FRONT: left, assembly 7707255 (19207)	EA	1	*	*	*	*	*	*	*	*	77	2
P-F	2510-040-1934	FENDER, FRONT: right, assembly 8329586 (19207)	EA	1	*	*	*	*	*	*	*	*	77	2
P-O	5305-770-7254	SCREW, ASSEMBLED LOCK WASHER: cover, carburetor air intake hole 7707254 (19207)	EA	2	*	*	*	*	*	*	*	*	77	3
P-O	2530-700-5426	COVER, CARBURETOR: air intake hole, hood panel 7005426 (19207)	EA	1	*	*	*	*	*	*	*	*	77	4
P-O	2510-770-7258	PANEL, LEFT FRONT: fender to hood, with filler, assembly 7707258 (19207)	EA	1	*	*	*	*	*	*	*	*	77	5
P-O	2510-770-7259	PANEL, RIGHT FRONT: fender to hood, with cover and filler assembly 7707259 (19207)	EA	1	*	*	*	*	*	*	*	*	77	5
P-O		SCREW, TAPPING THREAD: engine side panel 7351288 (19207)	EA	20	*	*	*	*	*	*	*	*	77	6
X2		SHIELD, SPLASH: left front fender 7707262 (19207)	EA	1	*	*	*	*	*	*	*	*	77	7
P-O	2510-770-7263	SHIELD, SPLASH: right fender 7707263 (19207)	EA	1	*	*	*	*	*	*	*	*	77	7
P-O	2510-770-7260	SHIELD, SPLASH: left front fender rear assembly 7707260 (19207)	EA	1	*	*	*	*	*	*	*	*	77	8
P-O	2510-770-7261	SHIELD, SPLASH: right front fender, rear assembly 7707261 (19207)	EA	1	*	*	*	*	*	*	*	*	77	8
X2-O		COVER, HEAD LIGHT CABLE: right front fender 1273352 (12204)	EA	1	*	*	*	*	*	*	*	*	77	9
X2-O		COVER, HEAD LIGHT CABLE: left front fender 1273351 (12204)	EA	1	*	*	*	*	*	*	*	*	77	9
P-O	2510-770-7267	SUPPORT, LEFT: front fender 7707267 (19207)	EA	1	*	*	*	*	*	*	*	*	77	10
X2		SUPPORT, RIGHT: front fender 7707268 (19207)	EA	1	*	*	*	*	*	*	*	*	77	10
P-O	5306-770-7266	SCREW, ASSEMBLED LOCKWASHER: fender support 7707266 (19207)	EA	4	*	*	*	*	*	*	*	*	77	11
P-O	5310-880-7745	NUT, HEXAGON: front fender splash shield MS51968-2 (96906)	EA	2	*	*	*	*	*	*	*	*	77	12

## 188

TM 9-23320-212-34P

[illegible]



**Section II.**  
**DIRECT SUPPORT AND GENERAL SUPPORT MAINTENANCE**  
**REPAIR PARTS LIST AND SPECIAL TOOLS LIST**  
**(INCLUDING DEPOT MAINTENANCE ALLOWANCES)**

(1) SMR Code	(2) Federal Stock Number	(3) Description  Reference Number & Mfr. Code	(4) Unit of meas	(5) Qty inc. in unit	(6) 30-day DS maint allowance			(7) 30-day GS maint allowance			(8) 1-yr altw per 100 equip cat- gry	(9) Depot maint altw per 100 equip	(10) Illustration	
					(a)	(b)	(c)	(a)	(b)	(c)			(a) Figure No.	(b) Item No.
					1-20	21-50	51-100	1-20	21-50	51-100				
X2		1802—FENDERS, RUNNING BOARDS AND WINDSHIELD GLASS—Continued												
P-F-R	2540-737-4752	SCREW, MACHINE: windshield frame 950881 (12204)	EA	8	*	*	*	*	*	*	*	*	78	11
P-O	2510-693-0600	SEAL, RUBBER SPECIAL: rubber, windshield glass 7374752 (19207)	EA	2	*	*	*	*	*	*	*	*	78	12
P-O	2510-693-0600	ARM, ADJUSTING, WINDSHIELD: w / thumb screw and spring assembly 7373327 (19207)	EA	4	*	*	*	*	*	*	*	*	78	13
P-O	5310-264-4083	WASHER, SPRING: arm adjusting windshield 7371886 (19207)	EA	8	*	*	*	*	*	*	*	*	78	14
P-O	5306-436-1890	SCREW, LOCK WASHER: arm adjusting windshield 7994146 (19207)	EA	8	*	*	*	*	*	*	*	*	78	15
P-F	5340-696-0266	HINGE: windshield 7373323 (19207)	EA	2	*	*	*	*	*	*	*	*	78	16
P-F-R	2540-622-4722	WEATHERSEAL, SPONGE: hinge to frame 1279333 (12204)	EA	2	*	*	*	*	*	*	*	*	78	17
P-F	5330-133-2000	WEATHERSEAL, SPONGE: windshield to frame end 1279979 (12204)	EA	4	*	*	*	*	*	*	*	*	78	18
P-F	5305-263-0591	SCREW, ASSEMBLED LOCK WASHER: hinge 1397769 (12204)	EA	14	*	*	*	*	*	*	*	*	78	19
P-F	2510-735-0324	FRAME, WINDSHIELD: BA, BB, BC assembly 7350324 (19207)	EA	1	*	*	*	*	*	*	*	*	78	20
X2		FRAME, WINDSHIELD: CA, CB, CD, assembly 7005416 (19207)	EA	1	*	*	*	*	*	*	*	*	78	20
P-F	2510-735-0326	RETAINER, WINDSHIELD: BA, BB, BC support frame lower center weatherstrip 7350326 (19207)	EA	1	*	*	*	*	*	*	*	*	78	21
X2		RETAINER, WINDSHIELD: CA, CB, CD, support frame center weatherstrip 7005419 (19207)	EA	1	*	*	*	*	*	*	*	*	78	21

TM 9-2320-212-34P

Section II.  
DIRECT SUPPORT AND GENERAL SUPPORT MAINTENANCE  
REPAIR PARTS LIST AND SPECIAL TOOLS LIST  
(INCLUDING DEPOT MAINTENANCE ALLOWANCES)

[illegible]



**Section II.**  
**DIRECT SUPPORT AND GENERAL SUPPORT MAINTENANCE**  
**REPAIR PARTS LIST AND SPECIAL TOOLS LIST**  
**(INCLUDING DEPOT MAINTENANCE ALLOWANCES)**

(1) SMR Code	(2) Federal Stock Number	(3) Description  Reference Number & Mfr. Code	(4) Unit of meas	(5) Qty inc. in unit	(6) 30-day DS maint allowance			(7) 30-day GS maint allowance			(8) 1-yr allow per 100 equip cost- \$CY	(9) Depot maint allow per 100 equip	(10) Illustration	
					(a)	(b)	(c)	(a)	(b)	(c)			(a)	(b)
					1-20	21-50	51-100	1-20	21-50	51-100			Figure No.	Item No.
		1802—FENDERS, RUNNING BOARDS AND WINDSHIELD GLASS—Continued "Non-Illustrated"—Continued												
P-O	2510-737-4774	COVER: access, instrument panel steering column 7374774 (19207)	EA	1	*	*	*	*	*	*	*	*		
P-O	2510-737-5804	BOARD, RUNNING: left 7375804 (19207)	EA	1	*	*	*	*	*	*	*	*		
P-O	2510-737-5805	BOARD, RUNNING: right 7375805 (19207)	EA	1	*	*	*	*	*	*	*	*		
P-O	2510-754-0111	BRACKET: windshield toggle (on cowl) 7540111 (19207)	EA	2	*	*	*	*	*	*	*	*		
P-F	2510-770-7257	FENDER: rear 7707257 (19207)	EA	2	*	*	*	*	*	*	*	*		
		CA,CB,CD, CE,CG,JA JB,GA,LA, DA,LB,HA, MC,MD												
P-F	2540-454-5744	SPACER, SLEEVE: windshield locking clamp ling 7374754 (19207)	EA	2	*	*	*	*	*	*	*	*		
P-O	5305-638-0957	THUMB SCREW: clamping, windshield adjusting arm 7529322 (19207)	EA	4	*	*	*	*	*	*	*	*		
P-O	5307-737-4758	STUD, BALL: box door latch 7374758 (19207)	EA	1	*	*	*	*	*	*	*	*		
P-O	5310-735-1290	BEARING, BUSHING: windshield, support frame adjusting arm bracket 7351290 (19207)	EA	4	*	*	*	*	*	*	*	*		
P-O	5325-734-6908	FASTENER: dash panel liner 7346908 (19207)	EA	1	*	*	*	*	*	*	*	*		
P-O	5340-040-1935	LATCH: glove box door 8329864 (19207)	EA	1	*	*	*	*	*	*	*	*		
P-O	5340-454-2897	BUMPER: glove box door, rubber 729152 (12284)	EA	2	*	*	*	*	*	*	*	*		
P-O	5355-700-5418	KNOB: glove box door 7005418 (19207)	EA	1	*	*	*	*	*	*	*	*		
P-O	9390-737-4751	WEATHERSTRIP, WINDSHIELD: outer frame to cowl side 7374751 (19207)	EA	2	*	*	*	*	*	*	*	*		
P-F-R	5306-012-8412	BOLT, STEP: running board 128412 (24617)	EA	8	*	*	*	*	*	*	*	*		
P-F	5310-880-7744	NUT, PLAIN HEXAGON: running board MS51967-5 (96906)	EA	8	*	*	*	*	*	*	*	*		

## 192

TM 9-2320-212-34P

[illegible]

**Section II.**  
**DIRECT SUPPORT AND GENERAL SUPPORT MAINTENANCE**  
**REPAIR PARTS LIST AND SPECIAL TOOLS LIST**  
**(INCLUDING DEPOT MAINTENANCE ALLOWANCES)**

(1) SMR Code	(2) Federal Stock Number	(3) Description  Reference Number & Mfr. Code	(4) Unit of meas	(5) Qty inc. in unit	(6) 30-day DS maint allowance			(7) 30-day GS maint allowance			(8) 1-yr allow per 100 equip. ent- gcy	(9) Depot maint allow per 100 equip	(10) Illustration	
					(a)	(b)	(c)	(a)	(b)	(c)			(a) Figure No.	(b) Item No.
					1-00	21-50	51-100	1-00	21-50	51-100				
		1806--SEATS--Continued												
P-O	2540-040-1926	CUSHION, SEAT, VEHICULAR: assembly 8328078 (19207)	EA	1	*	*	*	*	*	*	*	*	79	2
P-O	2540-734-6928	CUSHION, BACKREST: driver's seat, assembly 7346928 (19207)	EA	1	*	*	*	*	*	*	*	*	79	3
X2		PANEL, DRIVER'S SEAT BACK: assembly 1277451 (12204)	EA	1	*	*	*	*	*	*	*	*	79	4
P-O	5310-770-5727	WASHER, LOCK: panel, driver's seat back 7705727 (19207)	EA	2	*	*	*	*	*	*	*	*	79	5
P-O	5306-225-9086	SCREW, CAP: panel, driver's seat back MS90726-31 (96906)	EA	2	*	*	*	*	*	*	*	*	79	6
P-O	5306-753-6996	BOLT, CARRIAGE: driver's seat board MS35751-43 (96906)	EA	11	*	*	*	*	*	*	*	*	79	7
P-O	5310-407-9566	WASHER, LOCK: driver's seat board MS35338-45 (96906)	EA	11	*	*	*	*	*	*	*	*	79	8
P-O	5310-880-7747	NUT, HEXAGON: driver's seat board MS51967-5 (96906)	EA	11	*	*	*	*	*	*	*	*	79	9
P-O	2540-177-9135	BOARD: seat cushion 1278595 (12204)	EA	1	*	*	*	*	*	*	*	*	79	10
X2		ROD, CONTROL: seat regulator 7351063 (19207)	EA	1	*	*	*	*	*	*	*	*	79	11
P-O	2540-770-5728	REGULATOR, DRIVER'S SEAT: right, assembly 7705728 (19207)	EA	1	*	*	*	*	*	*	*	*	79	12
P-O	2510-770-5729	REGULATOR, DRIVER'S SEAT: left, assembly 7705729 (19207)	EA	1	*	*	*	*	*	*	*	*	79	13
P-O	5310-732-0559	NUT, HEX: regulator to riser MS51968-8 (96906)	EA	4	*	*	*	*	*	*	*	*	79	14
P-O	5305-700-5446	SCREW, ASSEMBLED LOCKWASHER: regulator to riser 7005446 (19207)	EA	4	*	*	*	*	*	*	*	*	79	15
P-O	5306-225-9091	SCREW, CAP: cushion to board MS90726-36 (96906)	EA	2	*	*	*	*	*	*	*	*	79	16
X2		WASHER, LOCK: cushion to board (2), regulator to board (2) 7705727 (19207)	EA	8	*	*	*	*	*	*	*	*	79	17
P-O	5310-880-7746	NUT, HEX: cushion to board MS35690-525 (96906)	EA	6	*	*	*	*	*	*	*	*	79	18

TM 9-2320-212-34P

TM 9-2320-212-34 F

[illegible]

**Section II.**  
**DIRECT SUPPORT AND GENERAL SUPPORT MAINTENANCE**  
**REPAIR PARTS LIST AND SPECIAL TOOLS LIST**  
**(INCLUDING DEPOT MAINTENANCE ALLOWANCES)**

(1) SMR Code	(2) Federal Stock Number	(3) Description  Reference Number & Mfr. Code	(4) Unit of meas	(5) Qty inc. in unit	(6) 30-day DS maint allowance			(7) 30-day GS maint allowance			(8) 1-yr slw per 100 equip cmty	(9) Depot maint slw per 100 equip	(10) Illustration	
					(a)	(b)	(c)	(a)	(b)	(c)			(a)	(b)
					1-20	21-50	51-100	1-20	21-50	51-100			Figure No.	Item No.
		1810--CARGO BODY--Continued												
P-O	2510-512-9200	BOW, ROOF TOP; 8334006 (19207)	CA,CB, CD,CE	EA	3	*	*	*	*	*	*	*	81	2
P-O	2510-512-9201	POLE: ridge 8334007 (19207)	CA,CB, CD,CE	EA	1	*	*	*	*	*	*	*	81	3
P-O	2510-770-7283	BOW, TOP: cab cover 7707283 (19207)	CA,CB	EA	1	*	*	*	*	*	*	*	81	4
P-O	2510-832-7954	SEAT, ASSEMBLY: right 8327954 (19207)	CA,CB, CD,CE	EA	1	*	*	*	*	*	*	*	81	5
P-O	2540-572-0737	SUPPORT, SEAT BACK: right rear 1277878 (12204)	CA,CB, CD,CE	EA	1	*	*	*	*	*	*	*	81	6
P-O	2540-572-0735	SUPPORT, SEAT BACK: center, right 8716905 (19207)	CA,CB, CD,CE	EA	1	*	*	*	*	*	*	*	81	7
P-O	2540-734-7504	SUPPORT, SEAT BACK: right front 1277879 (12204)	CA,CB	EA	1	*	*	*	*	*	*	*	81	8
P-F	2510-700-5437	GATE, TAIL: welded includes bracket, panel, spacer and tube 7005437 (19207)	CA,CB, CD,CE	EA	1	*	*	*	*	*	*	*	81	9
P-F	2540-700-5440	CHAIN: retaining tailgate 7005440 (19207)	CA,CB, CD,CE	EA	2	*	*	*	*	*	*	*	81	10
P-F	5340-700-5439	HINGE, TAILGATE: outer, bracket, panel, spacer and tube 7005439 (19207)	CA,CB, CD,CE	EA	2	*	*	*	*	*	*	*	81	11
P-O	2540-572-0738	SUPPORT, LEFT SEAT: rear back 1277879 (12204)	CA,CB, CD,CE	EA	1	*	*	*	*	*	*	*	81	12
P-O	2540-572-0736	SUPPORT, SEAT, BACK: center, left 8716906 (19207)	CA,CB	EA	1	*	*	*	*	*	*	*	81	13
P-O	2510-700-5406	SUPPORT, SEAT BACK: left front 7005406 (19207)	CA,CB	EA	1	*	*	*	*	*	*	*	81	14
P-O	2510-734-6924	RETAINER, SEAT RIGHT: hold up position 7346924 (19207)	CA,CB, CD,CE	EA	1	*	*	*	*	*	*	*	81	15

TM 9-2320-212-34P

[illegible]



**Section II.**  
**DIRECT SUPPORT AND GENERAL SUPPORT MAINTENANCE**  
**REPAIR PARTS LIST AND SPECIAL TOOLS LIST**  
**(INCLUDING DEPOT MAINTENANCE ALLOWANCES)**

(1) SMR Code	(2) Federal Stock Number	(3) Description  Reference Number & Mfr. Code	(4) Unit of meas	(5) Qty inc. in unit	(6) 30-day DS maint. allowance			(7) 30-day GS maint. allowance			(8) 1-yr also per 100 equip ent- gry	(9) Depot maint also per 100 equip	(10) Illustration	
					(a)	(b)	(c)	(a)	(b)	(c)			(a) Figure No.	(b) Item No.
					1-20	21-50	51-100	1-20	21-50	51-100				
		1812—SPECIAL PURPOSE BODY—Continued												
P-F	2510-770-5777	LOCK, ASSEMBLY: BA,BB,BC litter rack, front 7705777 (19207)	EA	2	*	*	*	*	*	*	*	*	82	2
P-F	2540-735-0325	STRAP, SAFETY: litter rack BA,BB,BC 7350325 (19207)	EA	4	*	*	*	*	*	*	*	*	82	3
P-F	2590-700-5413	CATCH, ASSEMBLY: BA,BB,BC patients seat back cushion 7005413 (19207)	EA	2	*	*	*	*	*	*	*	*	82	4
P-O	2540-911-1885	CUSHION, ASSEMBLY: BA,BB,BC patients seat 1395214 (12204)	EA	6	*	*	*	*	*	*	*	*	82	5
X2		RACK ASSEMBLY: litter right BA,BB,BC 1395422 (12204)	EA	1	*	*	*	*	*	*	*	*	82	6
P-F	2540-735-0330	STRAP, WEBBING: hold down BA,BB,BC 7350330 (19207)	EA	8	*	*	*	*	*	*	*	*	82	7
P-F	2540-735-0329	STRAP, WEBBING: litter stowage BA,BB,BC 7350329 (19207)	EA	2	*	*	*	*	*	*	*	*	82	8
P-F	2590-247-3301	SUPPORT, REAR: litter rock BA,BB,BC 1395375 (12204)	EA	4	*	*	*	*	*	*	*	*	82	9
X2-F		RACK, ASSEMBLY: litter left BA,BB,BC 1395423 (12204)	EA	1	*	*	*	*	*	*	*	*	82	10
P-F	2510-622-3666	INSERT, PARTITION DOOR GLASS: BA,BB,BC weather seal 1395522 (12204)	EA	1	*	*	*	*	*	*	*	*	83	1
P-F	2510-179-3476	GLASS: partition door BA,BB,BC 1395517 (12204)	EA	1	*	*	*	*	*	*	*	*	83	2
P-F	2510-735-0340	WEATHER, SEAL: partition door BA,BB,BC 7350337 (19207)	EA	1	*	*	*	*	*	*	*	*	83	3
P-F	2510-735-0301	RETAINER: partition door upper run BA,BB,BC 7350301 (19207)	EA	1	*	*	*	*	*	*	*	*	83	4
P-F	2510-735-0355	RUN: partition door, upper BA,BB,BC 7350355 (19207)	EA	1	*	*	*	*	*	*	*	*	83	5
P-F	2540-735-0275	CURTAIN: partition door BA,BB,BC 7350275 (19207)	EA	1	*	*	*	*	*	*	*	*	83	6
X2-F		DOOR, PARTITION: BA,BB,BC 1395517 (12204)	EA	1	*	*	*	*	*	*	*	*	83	7



[illegible]

**Section II.**  
**DIRECT SUPPORT AND GENERAL SUPPORT MAINTENANCE**  
**REPAIR PARTS LIST AND SPECIAL TOOLS LIST**  
**(INCLUDING DEPOT MAINTENANCE ALLOWANCES)**

(1) SMB Code	(2) Federal Stock Number	(3) Description  Reference Number & Mfr. Code	(4) Unit of meas.	(5) Qty. inc. in unit	(6) 30-day DS maint. allowance			(7) 30-day GS maint. allowance			(8) 1-yr allow. per 100 equip. ent- ity	(9) Depot maint. allow. per 100 equip.	(10) Illustration		
					(a)	(b)	(c)	(a)	(b)	(c)			(a)	(b)	
					1-20	21-50	51-100	1-20	21-50	51-100			Figure No.	Item No.	
		1812—SPECIAL PURPOSE BODY—Continued													
P-F	2510-735-0295	GUIDE: rear door left 7350295 (19207)	BA,BB,BC	EA	1	*	*	*	*	*	*	*	*	84	5
P-F	2540-737-6113	ARM: guide rear door 7376113 (19207)	BA,BB,BC	EA	2	*	*	*	*	*	*	*	*	84	6
P-F-R	2510-735-0343	WEATHER SEAL: rear door, upper 7350343 (19207)	BA,BB,BC	EA	2	*	*	*	*	*	*	*	*	84	7
P-F	9390-735-0339	WEATHER SEAL: rear door 7350339 (19207)	BA,BB,BC	EA	2	*	*	*	*	*	*	*	*	84	8
P-F	2510-735-0340	WEATHER SEAL: glass window 7350340 (19207)	BA,BB,BC	EA	2	*	*	*	*	*	*	*	*	84	9
P-F	2540-697-4102	HANDLE, ASSEMBLY: outside 1395310 (12204)	BA,BB,BC	EA	1	*	*	*	*	*	*	*	*	84	10
X1		CYLINDER, ASSEMBLY: lock rear door 7412126 (19207)	BA,BB,BC		1									84	11
		1812—SPECIAL PURPOSE BODY													
P-F	2510-735-0347	DOOR, ASSEMBLY: rear (right) 7350347 (19207)	BA,BB,BC	EA	1	*	*	*	*	*	*	*	*	84	12
P-F	2510-735-0352	DOOR ASSEMBLY: rear (left) 7350352 (19207)	BA,BB,BC	EA	1	*	*	*	*	*	*	*	*	84	12
P-F	9390-735-0335	WEATHER SEAL: rear door lower 7350296 (19207)	BA,BB,BC	EA	2	*	*	*	*	*	*	*	*	84	13
P-F	2510-735-0296	RETAINER: rear door lower weather seal 7350296 (19207)	BA,BB,BC	EA	1	*	*	*	*	*	*	*	*	84	14
P-F	2510-735-0265	BUMPER GUARD: rear door 7350265 (19207)	BA,BB,BC	EA	4	*	*	*	*	*	*	*	*	84	15
P-F	3895-737-0265	HANDLE, ASSEMBLY: inside door 7376112 (19207)	BA,BB,BC	EA	2	*	*	*	*	*	*	*	*	84	16
X2-F		FRAME, ASSEMBLY: folding step 1395138 (12204)	BA,BB,BC	EA	1	*	*	*	*	*	*	*	*	85	1
X2-F		SPACER: folding step frame 1395199 (12204)	BA,BB,BC	EA	2	*	*	*	*	*	*	*	*	85	2
P-F	5306-225-9089	SCREW, CAP: bracket folding step MS90726-34 (196906)	BA,BB,BC	EA	8	*	*	*	*	*	*	*	*	85	3
X2		WASHER LOCK: folding step 120395 (13190)	BA,BB,BC	EA	2	*	*	*	*	*	*	*	*	85	4
P-F		SCREW, CAP: folding step 7350271 (19207)	BA,BB,BC	EA	4	*	*	*	*	*	*	*	*	85	5



**Section II.**  
**DIRECT SUPPORT AND GENERAL SUPPORT MAINTENANCE**  
**REPAIR PARTS LIST AND SPECIAL TOOLS LIST**  
**(INCLUDING DEPOT MAINTENANCE ALLOWANCES)**

(1) SMR Code	(2) Federal Stock Number	(3) Description  Reference Number & Mfr. Code      Usable On Code	(4) Unit of meas	(5) Qty inc in unit	(6) 30-day DS maint allowance			(7) 30-day GS maint allowance			(8) 1-yr slw per 100 equip cm- 80Y	(9) Depot maint slw per 100 equip	(10) Illustration	
					(a)	(b)	(c)	(a)	(b)	(c)			(a)	(b)
					1-20	21-40	41-100	1-20	21-40	41-100			Figure No.	Item No.
		1812—SPECIAL PURPOSE BODY—Continued "Non-Illustrated"—Continued												
P-F	5306-012-0231	BOLT: door lock MS35751-44 (96906)	EA	2	*	*	*	*	*	*	*	*		
P-F	5310-407-9566	WASHER, LOCK: door run retainer rollers MS35338-45 (96906)	EA	14	*	*	*	*	*	*	*	*		
P-F	5305-993-1848	SCREW, MACHINE: door slot cover MS35207-265 (96906)	EA	2	*	*	*	*	*	*	*	*		
P-F	5306-721-5944	BOLT: partition door and rollers MS35751-41 (96906)	EA	12	*	*	*	*	*	*	*	*		
P-F	5310-880-7744	NUT, PLAIN: door run retainer lock and rollers MS51967-5 (96906)	EA	12	*	*	*	*	*	*	*	*		
P-F	5306-781-7434	BOLT: door run retainer MS35751-45 (96906)	EA	4	*	*	*	*	*	*	*	*		
P-F	5305-883-0626	SCREW, TAPPING: curtain MS24617-22 (96906)	EA	3	*	*	*	*	*	*	*	*		
P-F	5310-809-8546	WASHER, PLAIN: MS27183-8 (96906)	EA	3	*	*	*	*	*	*	*	*		
P-F	5305-995-3444	SCREW, MACHINE: partition door retainer MS35207-266 (96906)	EA	5	*	*	*	*	*	*	*	*		
P-F	5310-045-3296	WASHER, LOCK: partition door and stowage strap MS35338-38 (96906)	EA	24	*	*	*	*	*	*	*	*		
P-F	2520-674-9920	BUMPER, RUBBER: partition door 1199902 (12204)	EA	1	*	*	*	*	*	*	*	*		
P-F	5305-068-0505	SCREW, CAP, HEXAGON: MS90726-5 (96906)	EA	4	*	*	*	*	*	*	*	*		
P-F	5310-582-5965	WASHER, LOCK: MS35338-44 (96906)	EA	10	*	*	*	*	*	*	*	*		
P-F	5306-225-9091	SCREW, CAP, HEXAGON: cushion MS90726-36 (96906)	EA	12	*	*	*	*	*	*	*	*		
P-F	5310-982-6496	WASHER, S: cushion MS27129-11 (96906)	EA	24	*	*	*	*	*	*	*	*		
P-F	2520-770-5757	WASHER, LOCK: cushion 7705757 (19207)	EA	12	*	*	*	*	*	*	*	*		
X2		PIN, S: hold down strap 7350283 (19207)	EA	14	*	*	*	*	*	*	*	*		
P-F	5315-735-0280	PIN, STOCK: hold down strap 7350280 (19207)	EA	14	*	*	*	*	*	*	*	*		

**Section II.**  
**DIRECT SUPPORT AND GENERAL SUPPORT MAINTENANCE**  
**REPAIR PARTS LIST AND SPECIAL TOOLS LIST**  
**(INCLUDING DEPOT MAINTENANCE ALLOWANCES)**

(1) SMR Code	(2) Federal Stock Number	(3) Description  Reference Number & Mfr. Code	(4) Unit of meas.	(5) Qty. inc. in unit	(6) 30-day DS maint. allowance			(7) 30-day GS maint. allowance			(8) 1-yr allow. per 100 equip. mil- eqy	(9) Depot maint. allow. per 100 equip.	(10) Illustration	
					(a)	(b)	(c)	(a)	(b)	(c)			(a)	(b)
					1-20	21-50	51-100	1-20	21-50	51-100			Figure No.	Item No.
		1812 - SPECIAL PURPOSE BODY—Continued "Non-Illustrated"—Continued												
P-F	5305-984-7341	SCREW, MACHINE: storage strap MS35191-273 (96906)	EA	8	*	*	*	*	*	*	*	*		
P-F	5310-975-2075	NUT, JAM: litter rack support MS35691-21 (96906)	EA	8	*	*	*	*	*	*	*	*		
P-F	5306-225-9088	SCREW, CAP HEXAGON: door guide MS90726-33 (96906)	EA	4	*	*	*	*	*	*	*	*		
PF	5315-839-5822	PIN, COTTER: door check arm MS24665-353 (96906)	EA	6	*	*	*	*	*	*	*	*		
P-F	5310-809-5998	WASHER, PLAIN: door check arm MS27183-18 (96906)	EA	2	*	*	*	*	*	*	*	*		
P-F-R	3129-735-0304	ROLLER, BUSHING: door check arm 7350304 (19207)	EA	2	*	*	*	*	*	*	*	*		
P-F	5315-735-0277	PIN: rear door hinge 7350277 (19207)	EA	6	*	*	*	*	*	*	*	*		
P-F	5306-281-8248	SCREW, ASSEMBLED LOCKWASHER: rear door hinge 1397998 (12204)	EA	48	*	*	*	*	*	*	*	*		
P-F	2510-735-0338	WEATHERSEAL: rear door lower 7350338 (19207)	EA	2	*	*	*	*	*	*	*	*		
P-F	5310-809-8546	WASHER, PLAIN: bumper MS15795-108 (96906)	EA	1	*	*	*	*	*	*	*	*		
P-F	5306-225-9089	SCREW, CAP: bumper MS90726-34 (96906)	EA	6	*	*	*	*	*	*	*	*		
P-F	5305-851-9414	SCREW, TAPPING: weathersoul retainer MS24617-30 (96906)	EA	5	*	*	*	*	*	*	*	*		
P-F	5310-809-8546	WASHER, PLAIN: handle MS15795-208 (96906)	EA	1	*	*	*	*	*	*	*	*		
P-F		BOLT: partition door retainer 120742 (21450)	EA	5	*	*	*	*	*	*	*	*		
P-F		SCREW, TAPPING: door run (use on vehicles through serial No. 80021727 163137 (21450)	EA	3	*	*	*	*	*	*	*	*		
P-F		SCREW, DRIVE: door run (use on vehicles No. 80021728 and up) 494861 (12204)	EA	3	*	*	*	*	*	*	*	*		
X2-F		NUT, PLAIN: partition door retainer and block out curtains 120614 (21450)	EA	9	*	*	*	*	*	*	*	*		

**Section II.**  
**DIRECT SUPPORT AND GENERAL SUPPORT MAINTENANCE**  
**REPAIR PARTS LIST AND SPECIAL TOOLS LIST**  
**(INCLUDING DEPOT MAINTENANCE ALLOWANCES)**

(1) SMR Code	(2) Federal Stock Number	(3) Description  Reference Number & Mfr. CodeUsable On Code	(4) Unit of meas	(5) Qty inc. in unit	(6) 30-day DS maint allowance			(7) 30-day GS maint allowance			(8) 1-yr allow per 100 equip ent- gcy	(9) Depot maint allow per 100 equip	(10) Illustration	
					(a)	(b)	(c)	(a)	(b)	(c)			(a)	(b)
					1-20	21-50	51-100	1-20	21-50	51-100			Figure No.	Item No.
		III-2—SPECIAL PURPOSE BODY—Continued “Non-Illustrated”—Continued												
X2-F		STUD, FASTENER: rear door blackout curtain 931444 (12204)	EA	2	*	*	*	*	*	*				
X2-F		STUD, FASTENER: partition door curtain 1395635 (12204)	EA	2	*	*	*	*	*	*				
P-F		NUT: catch assembly 143689 (21450)	EA	4	*	*	*	*	*	*	*	*		
P-F		SCREW, WOOD: cushion 152618 (21450)	EA	24	*	*	*	*	*	*	*	*	*	
P-F		NUT: partition door and stowage strap MS35492-78 (96906)	EA	16	*	*	*	*	*	*	*	*	*	
X2-F		SCREW, PLAIN: litter rack support 1395391 (12204)	EA	4	*	*	*	*	*	*				
X2-F		SCREW, ASSEMBLED, LOCKWASHERS: litter rack support 7372600 (19207)	EA	8	*	*	*	*	*	*				
X2-F		SCREW, ASSEMBLED LOCKWASHER: left and right rear door lock assembly 1279646 (12204)	EA	16	*	*	*	*	*	*				
X2-F		SCREW, ASSEMBLED LOCKWASHER: left and right rear door lock assembly 1395686 (12204)	EA	8	*	*	*	*	*	*				
X2-F		SCREW, SELF TAPPING: blackout curtain 164021 (21450)	EA	6	*	*	*	*	*	*				
P-F		WASHER, PLAIN: blackout curtain MS27183-7 (96906)	EA	6	*	*	*	*	*	*				
X2-F		WASHER, PLAIN: door check arm 502268 (21450)	EA	4	*	*	*	*	*	*				
X2-F		SCREW, PLAIN: handle outside 134289 (21450)	EA	2	*	*	*	*	*	*				
X2-F		HINGE, HALF: male (rear door) 7376118 (19207)	EA	6	*	*	*	*	*	*				
X3-F		HINGE, HALF: female (rear door) 7376119 (19207)	EA	6	*	*	*	*	*	*				
X2-F		WEATHERSEAL: rear door bottom 1395321 (12204)	EA	2	*	*	*	*	*	*				
X2-F		RETAINER: rear door weatherseal 1395326 (12204)	EA	2	*	*	*	*	*	*				



**Section II.**  
**DIRECT SUPPORT AND GENERAL SUPPORT MAINTENANCE**  
**REPAIR PARTS LIST AND SPECIAL TOOLS LIST**  
**(INCLUDING DEPOT MAINTENANCE ALLOWANCES)**

(1) SMR Code	(2) Federal Stock Number	(3) Description  Reference Number & Mfr. Code      Usable On Code	(4) Unit of meas	(5) Qty inc. in unit	(6) 30-day DS maint allowance			(7) 30-day GS maint allowance			(8) 1-yr slw per 100 equip ent- gcy	(9) Depot maint slw per 100 equip	(10) Illustration	
					(a) 1-20	(b) 21-50	(c) 51-100	(a) 1-20	(b) 21-50	(c) 51-100			(a) Figure No.	(b) Item No.
		1812—SPECIAL PURPOSE BODY—Continued "Non-Illustrated" — Continued												
X2-F		SCREW, TAPPING: rear door weatherseal retainer 445599 (21450)	EA	2	*	*	*	*	*	*				
P-F		WASHER, PLAIN: bumper MS27183-11 (96906)	EA	6	*	*	*	*	*	*	*	*		
P-F		SCREW, ASSEMBLED LOCKWASHER: handle 191681 (21450)	EA	1	*	*	*	*	*	*	*	*		
X2-F		BOARD: rear door folding step 1395143 (19207)	EA	1	*	*	*	*	*	*				



AT 40741

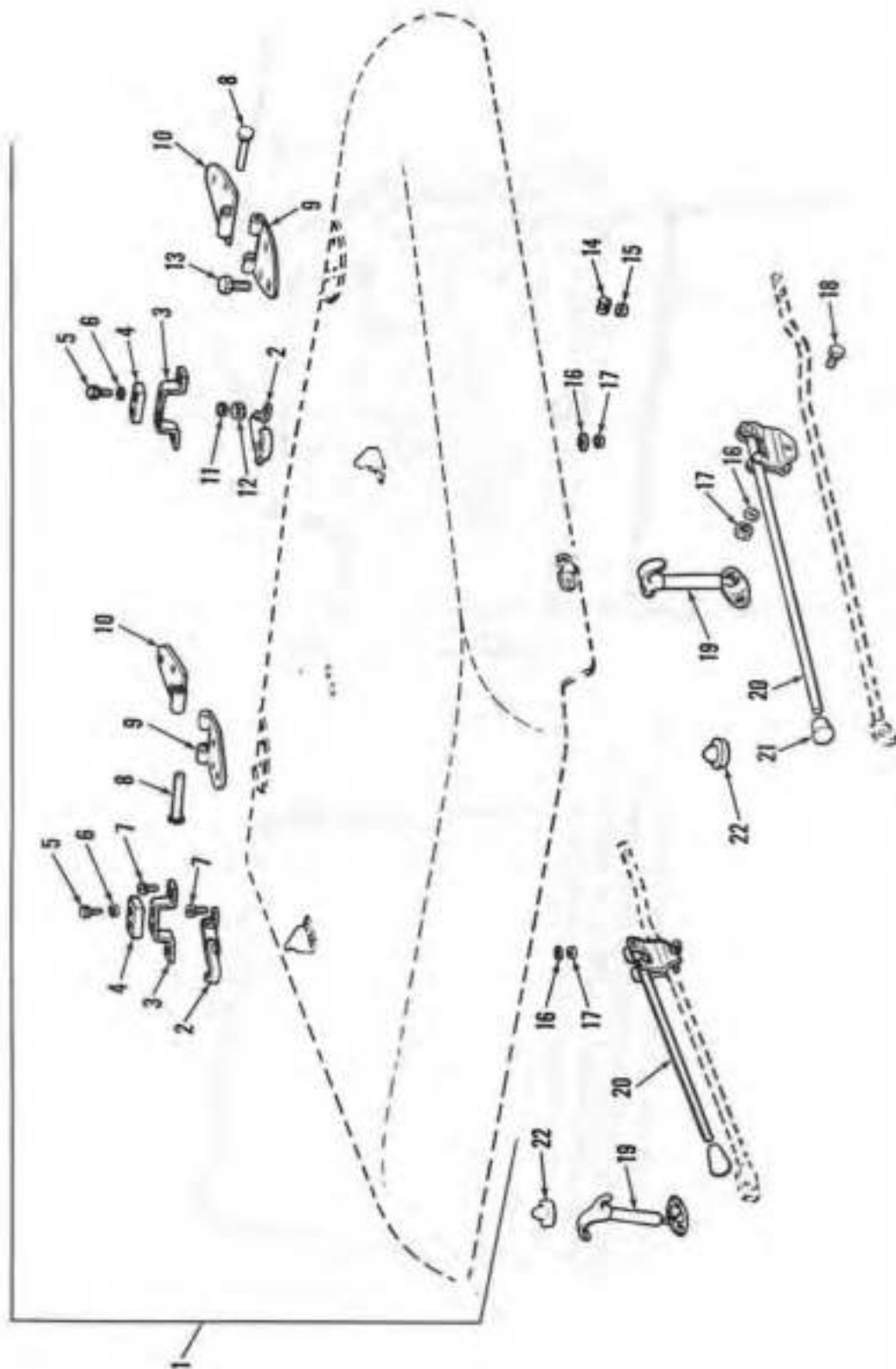


Figure 75. Hood

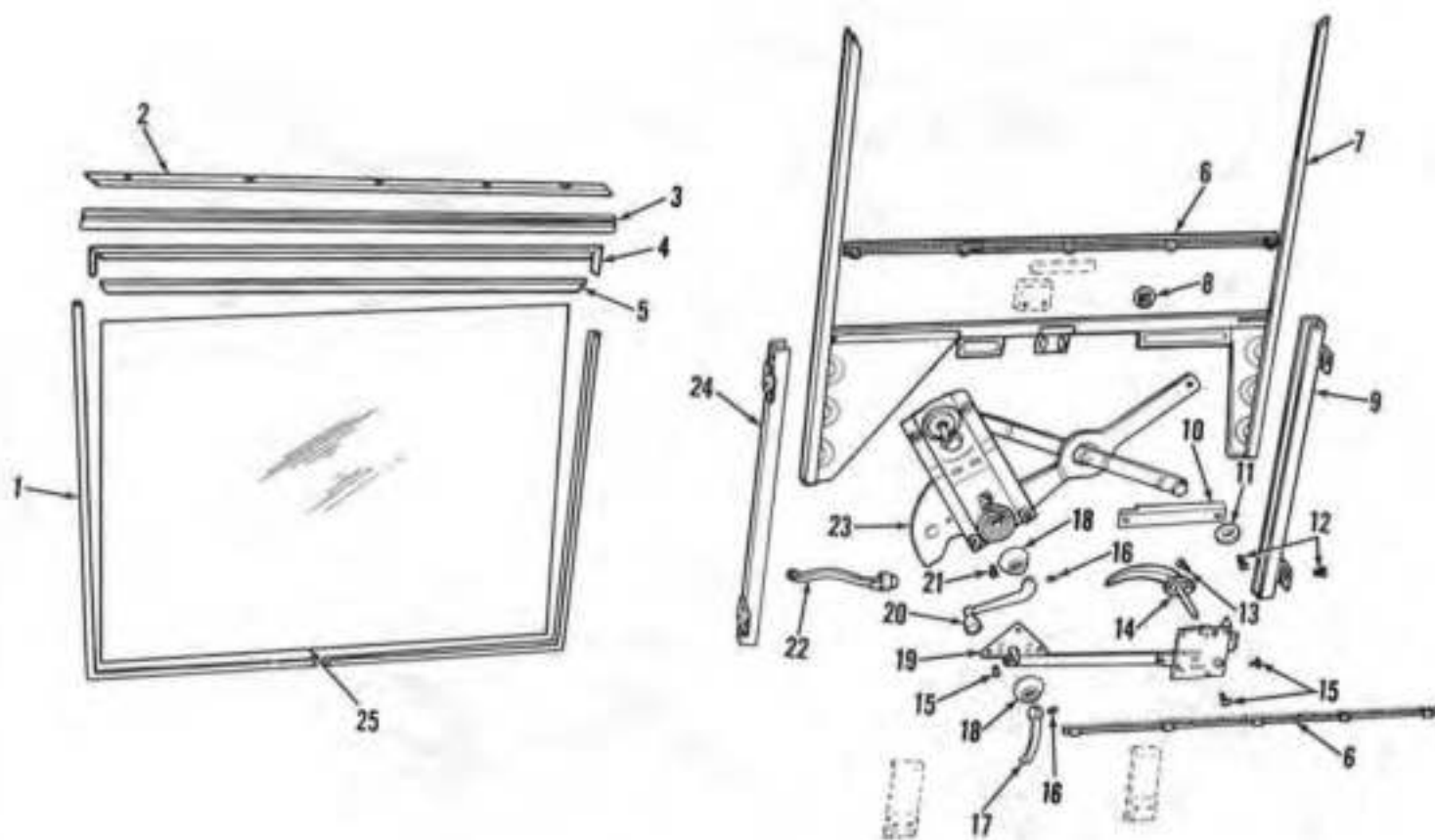


Figure 76. Window Regulator and Runs

AT 40742

AT 40743

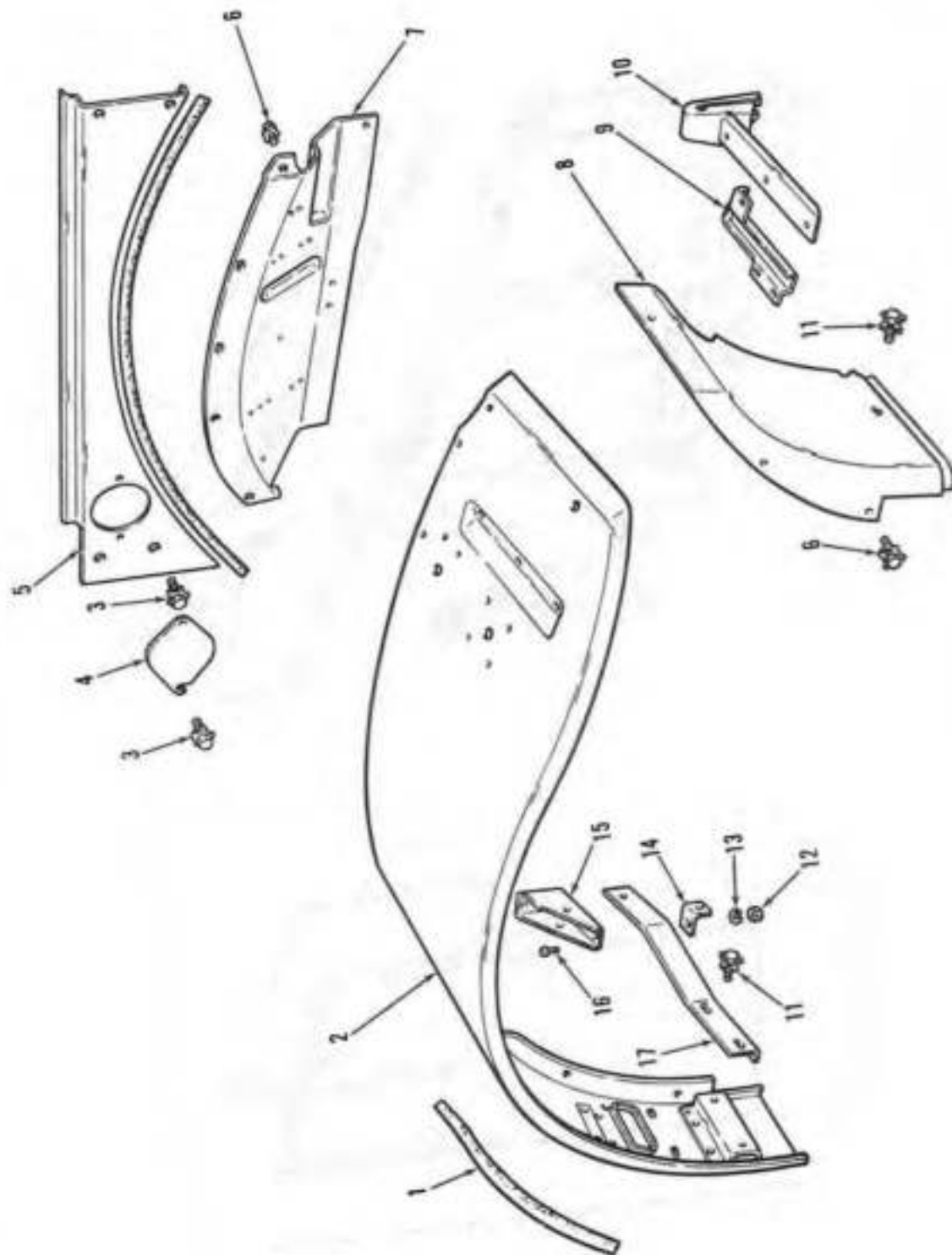
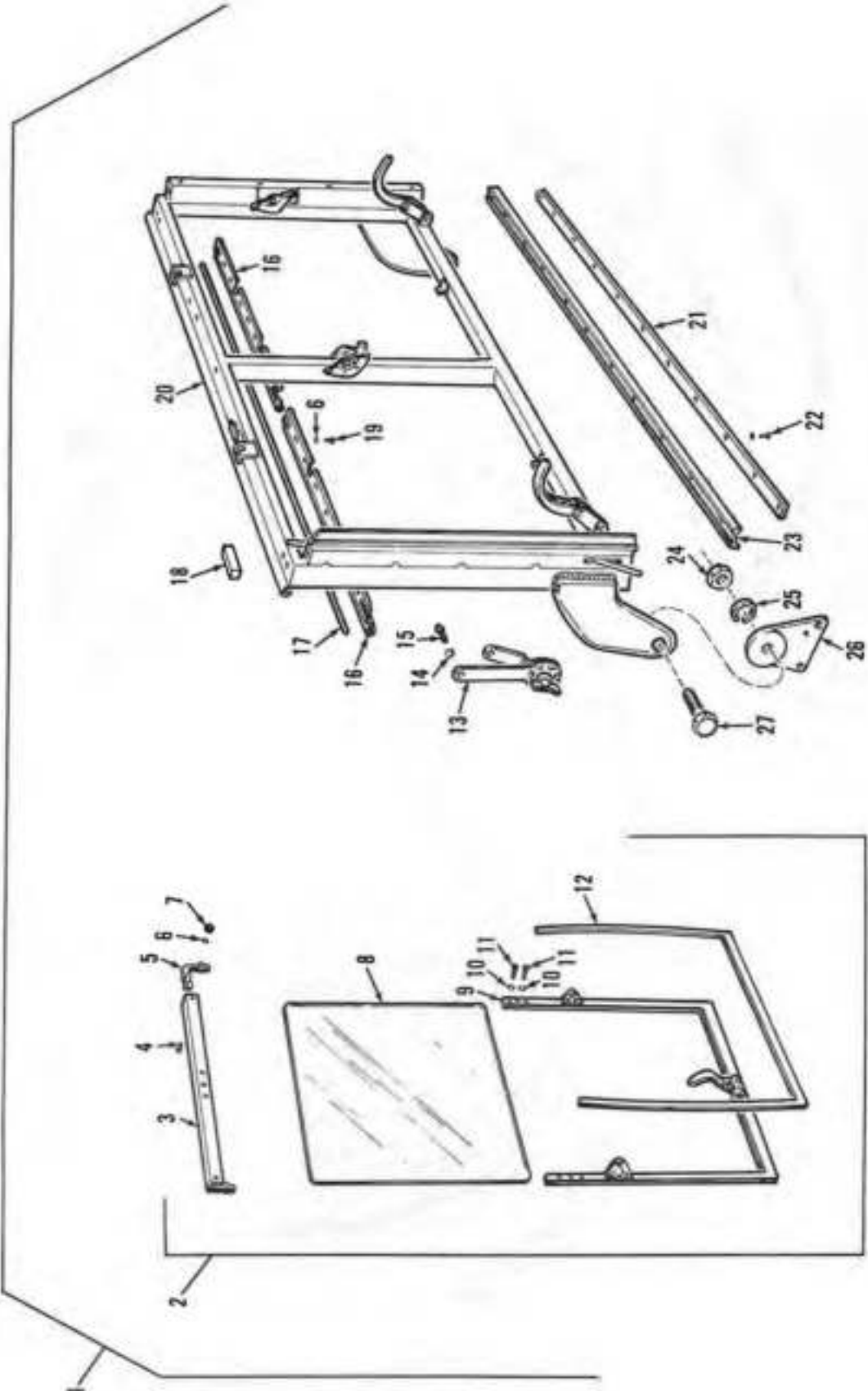


Figure 77. Front Fenders



AT 40744

Figure 78, Windshield

AT 40745

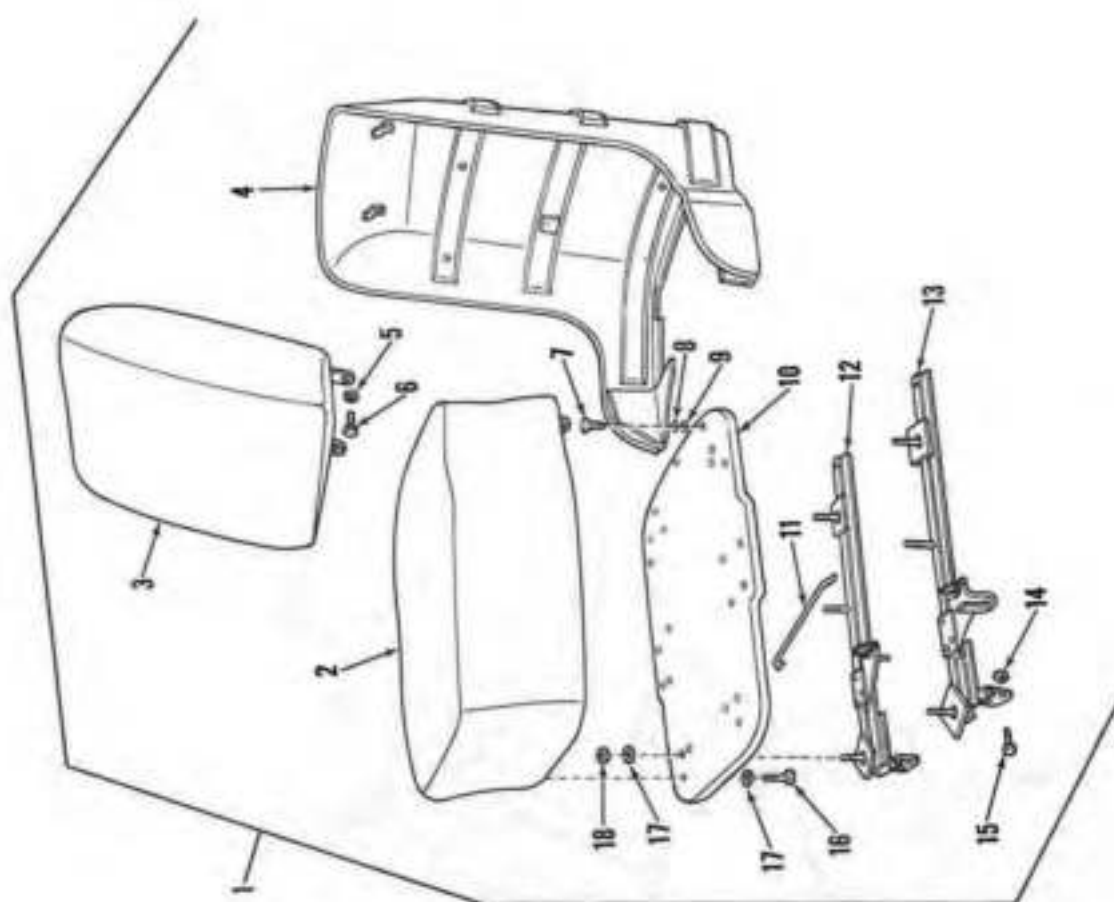


Figure 79. Upholstery Seats

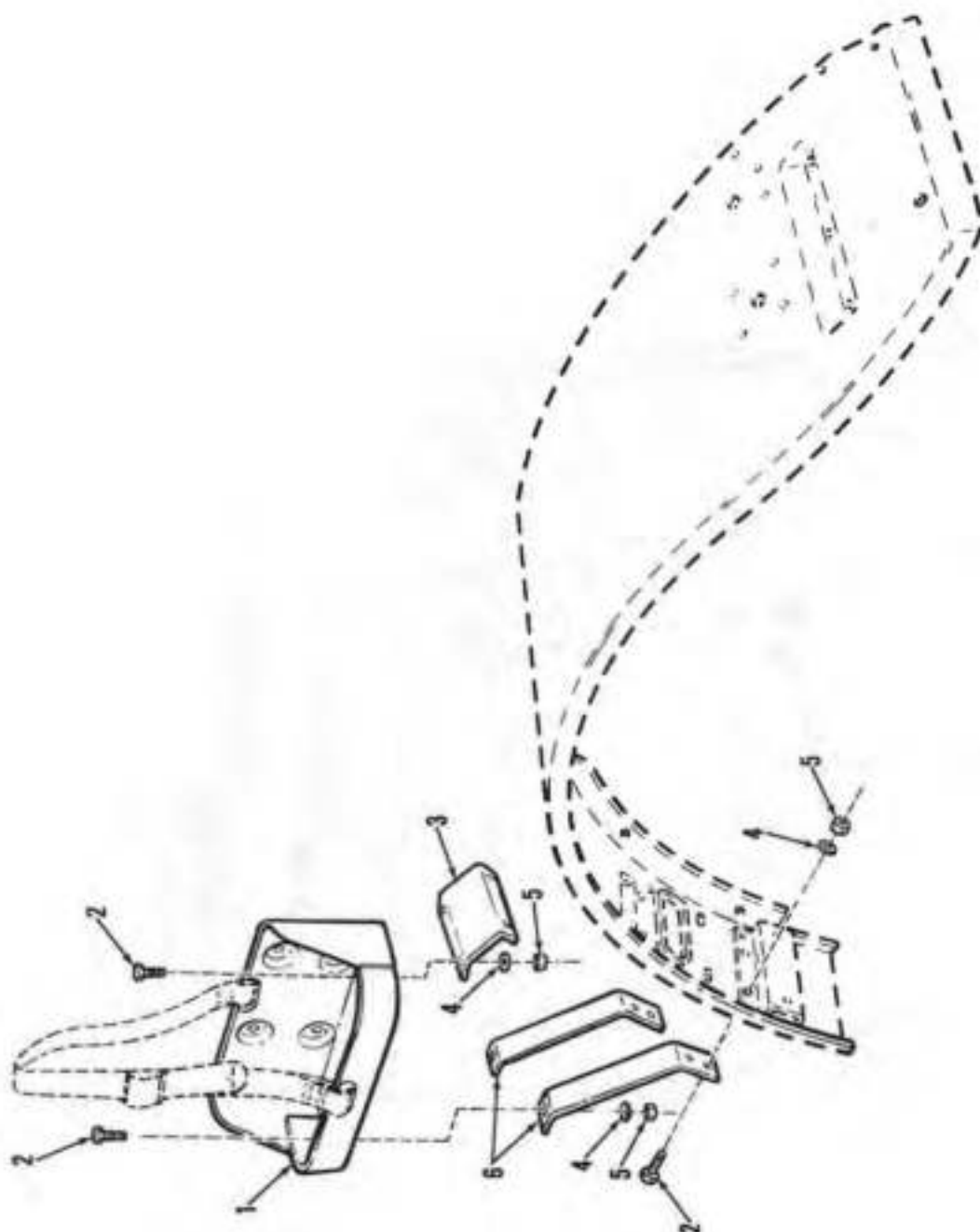


Figure 80. Liquid Container Bracket

AT 40747

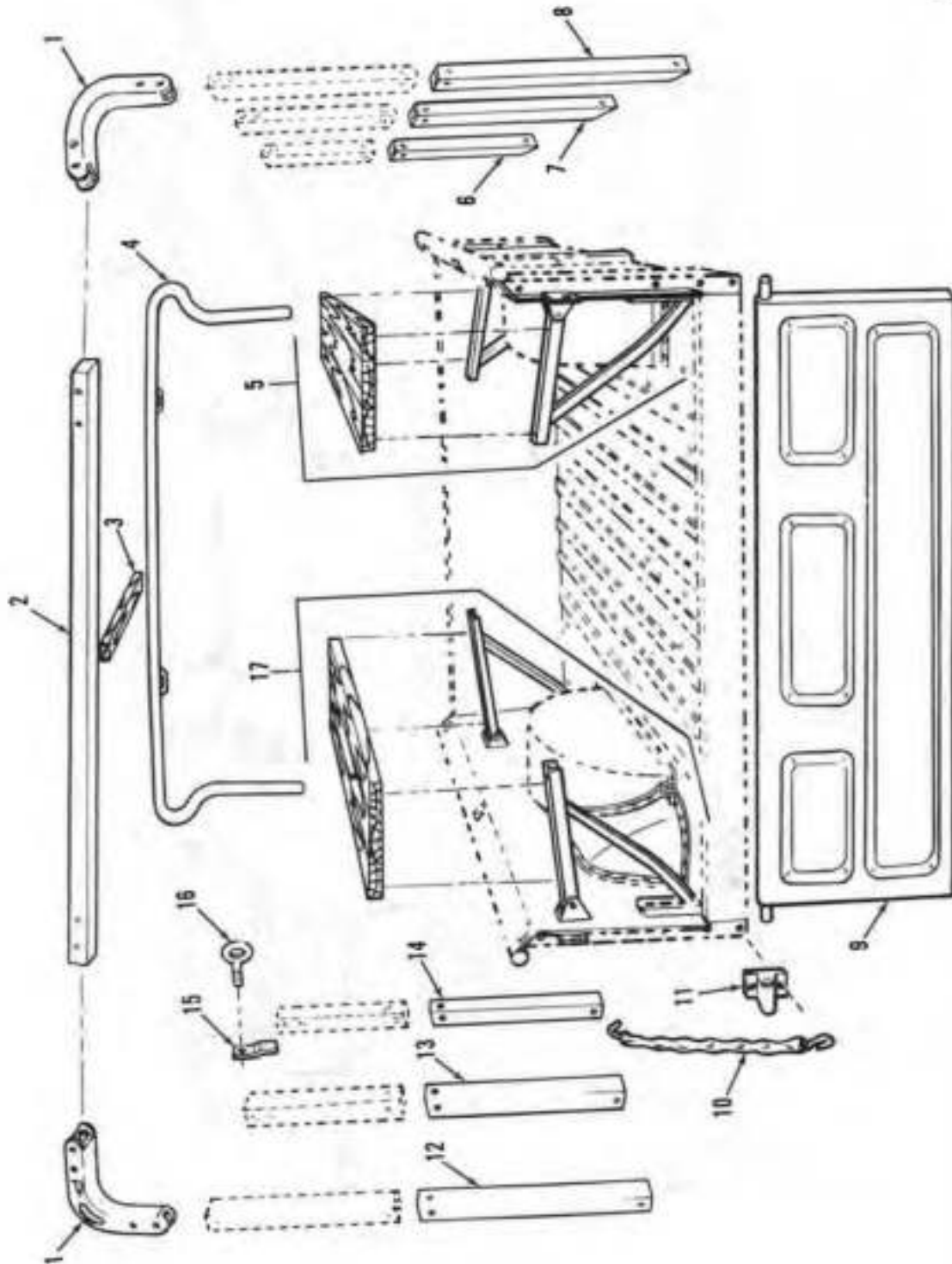


Figure 81. Cargo Body



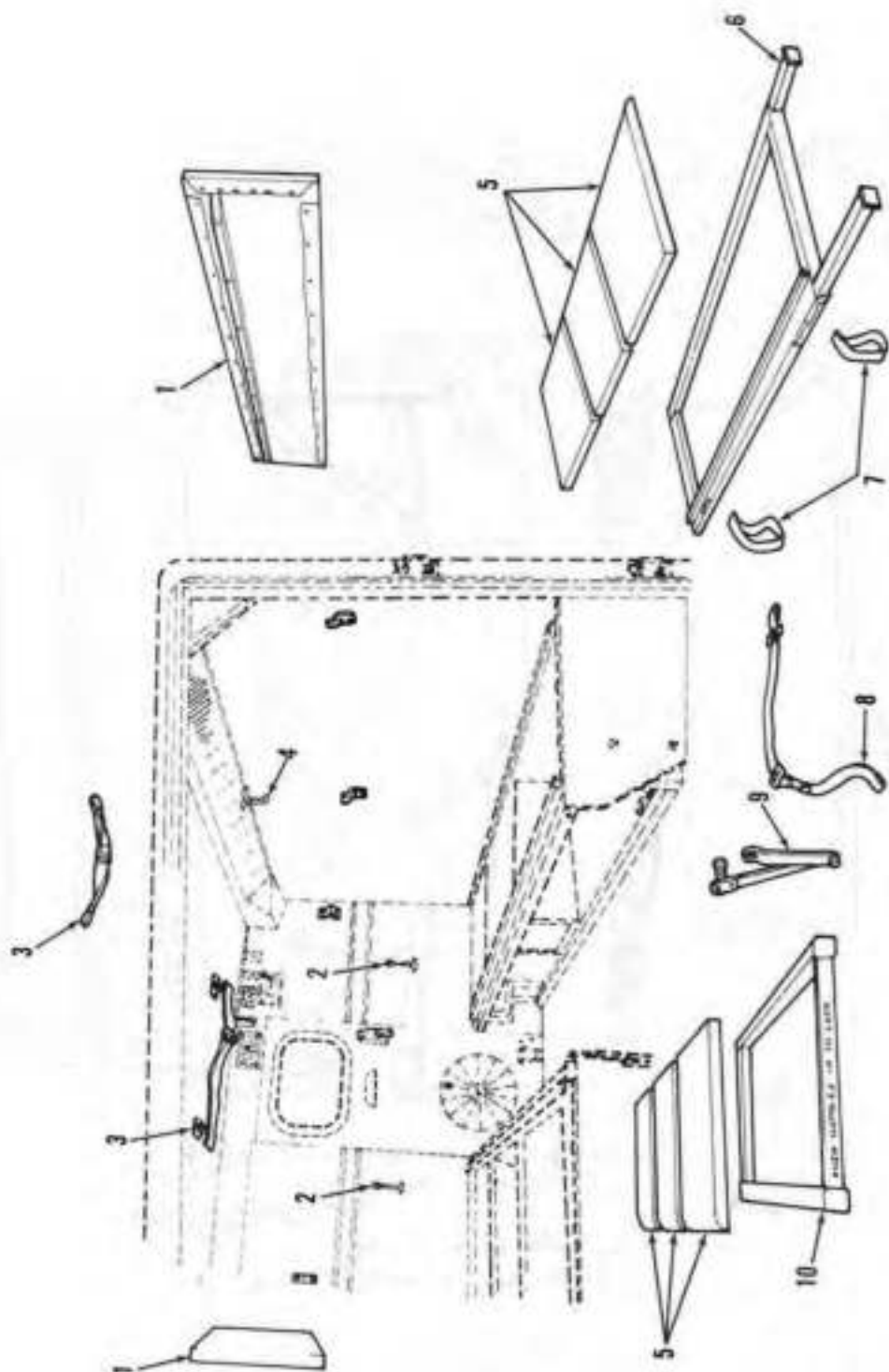


Figure 82. Litter Racks and Straps

AT 40749

AT 40749

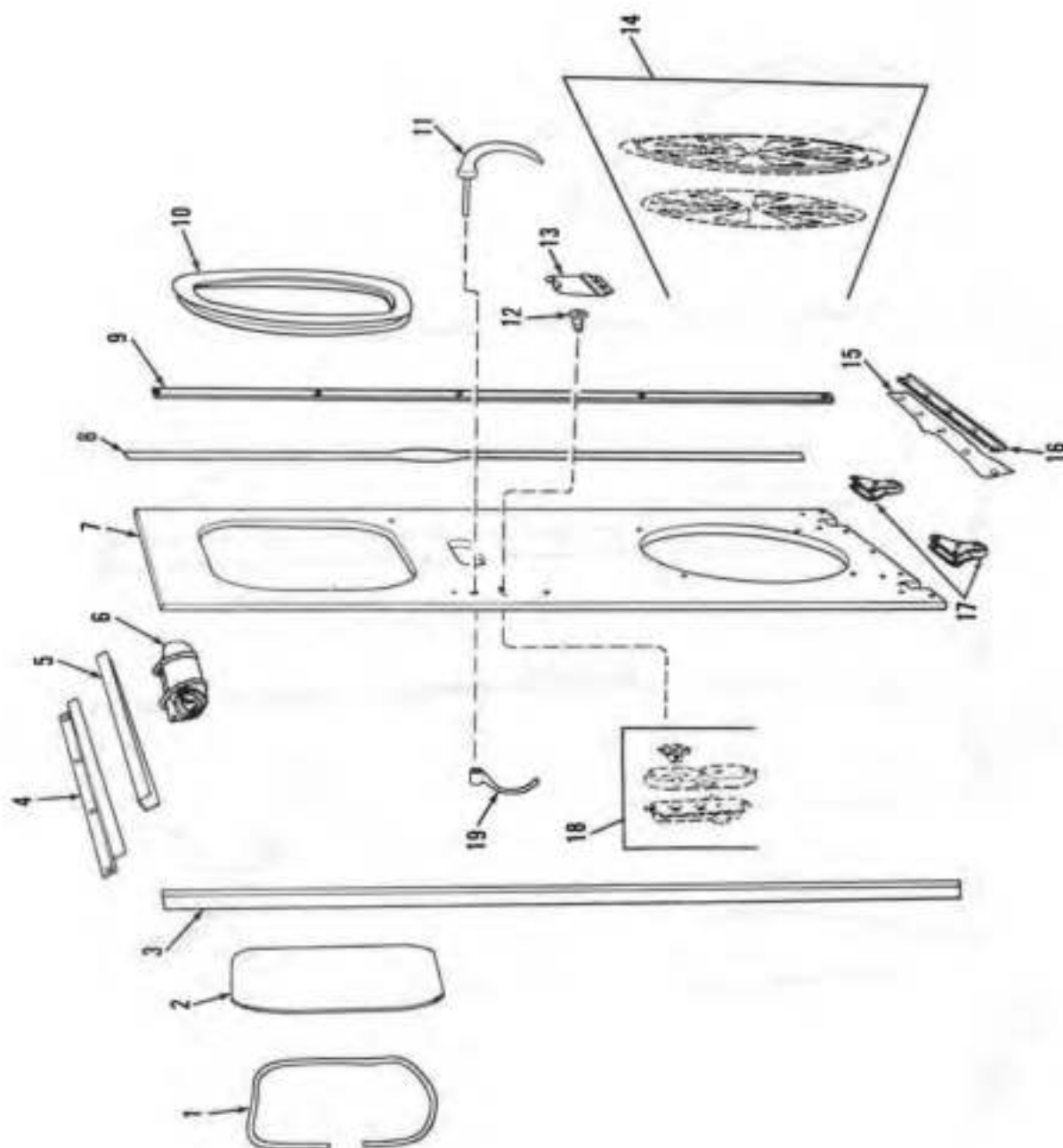


Figure 83. Ambulance Partition Door

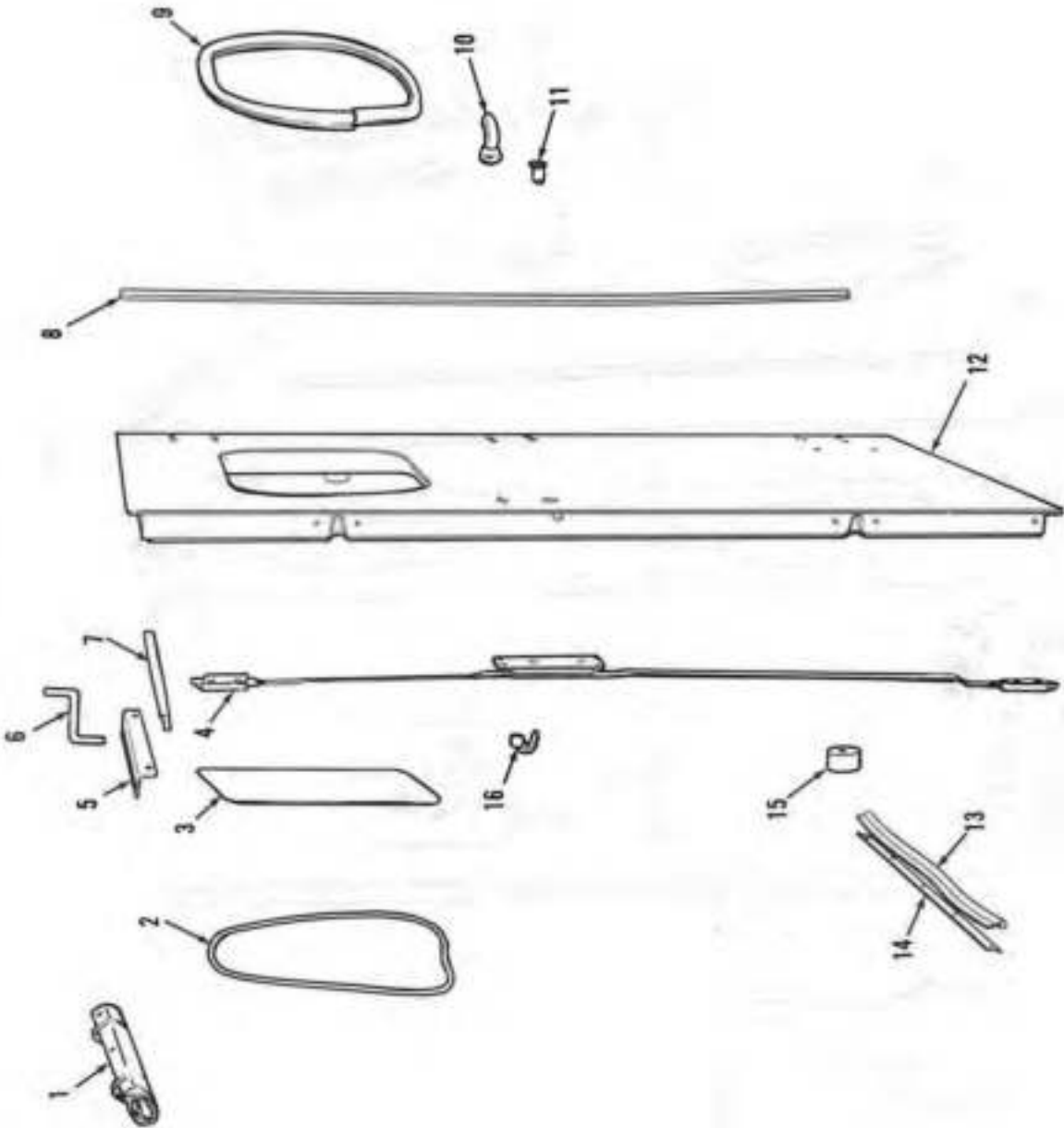


Figure 84. Ambulance Rear Door

AT 40751

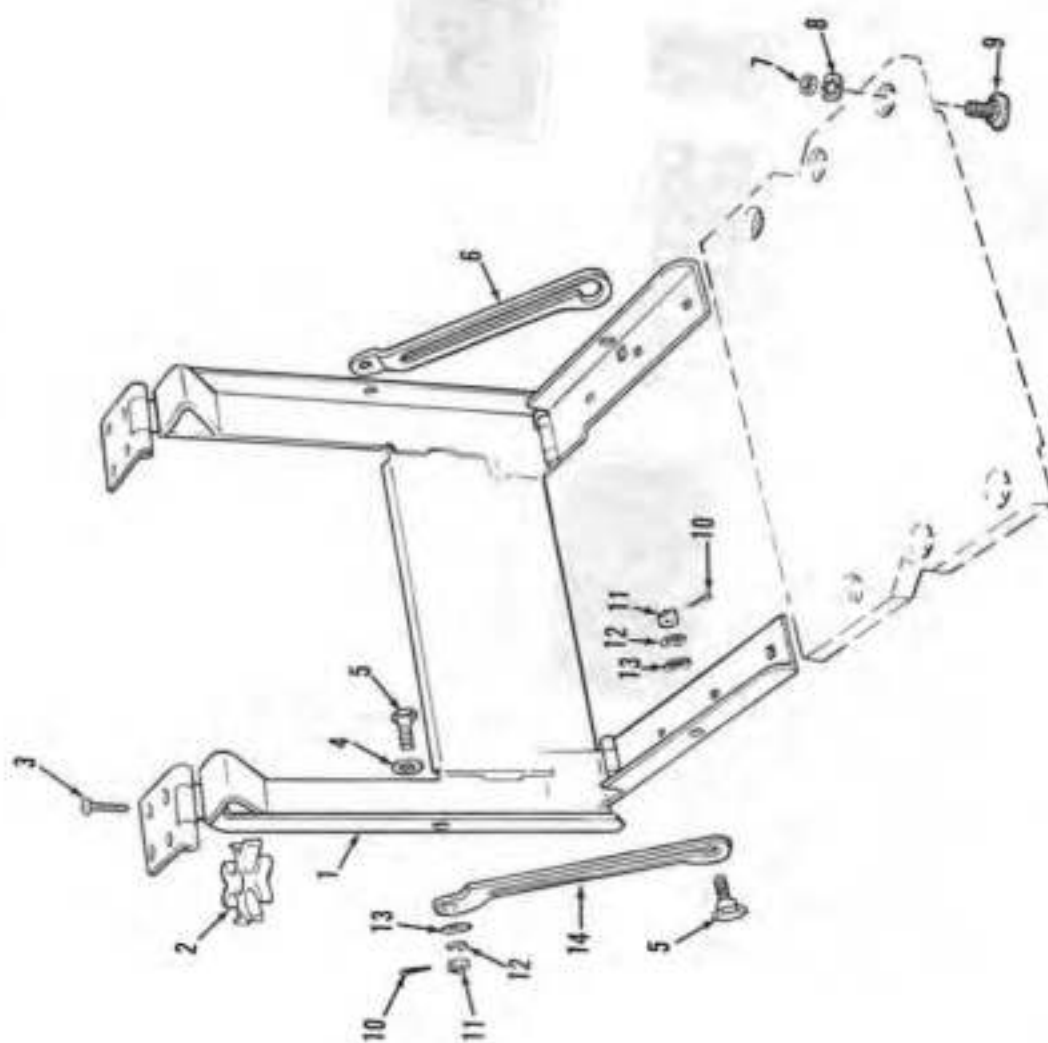


Figure 85. Folding Step



**Section II.**  
**DIRECT SUPPORT AND GENERAL SUPPORT MAINTENANCE**  
**REPAIR PARTS LIST AND SPECIAL TOOLS LIST**  
**(INCLUDING DEPOT MAINTENANCE ALLOWANCES)**

(1) SMR Code	(2) Federal Stock Number	(3) Description  Reference Number & Mfr. Code	(4) Unit of meas	(5) Qty inc. in unit	(6) 30-day DS maint allowance			(7) 30-day GS maint allowance			(8) 1-yr allow per 100 equip cat- gory	(9) Depot maint allow per 100 equip	(10) Illustration	
					(a)	(b)	(c)	(a)	(b)	(c)			(a)	(b)
					1-20	21-50	51-100	1-20	21-50	51-100			Figure No.	Item No.
		GROUP 20--WINCH												
		2001--WINCH ASSEMBLY												
P-O-R	2590-772-8126	WINCH, ASSEMBLY: w / drum 7728126 (19207)	EA	1	*	*	*	*	*	*	*	*	87	1
P-O		SCREW, CAP: winch, bracket to frame 7412466 (19207)	EA	6	*	*	*	*	*	*	*	*	87	2
P-O	5310-584-5272	WASHER, LOCK: bracket to frame (6) bracket to bumper (4) MS35338-48 (96906)	EA	10	*	*	*	*	*	*	*	*	87	3
P-O	2540-770-5772	BRACKET: winch to frame 7705772 (19207)	EA	2	*	*	*	*	*	*	*	*	87	4
P-O	5310-820-6653	WASHER, LOCK: bracket to winch MS35338-50 (96906)	EA	4	*	*	*	*	*	*	*	*	87	5
P-O	5305-724-5910	SCREW, CAP: MS90725-162 (96906)	EA	4	*	*	*	*	*	*	*	*	87	6
P-O	2540-770-5773	BRACKET: winch to bumper 7705773 (19207)	EA	2	*	*	*	*	*	*	*	*	87	7
P-O	4010-274-6816	WIRE, ROPE, STEEL: plow, fiber core RRW 410 (81348)	EA	1	*	*	*	*	*	*	*	*	87	8
P-O	4010-337-8270	LINK END: cable chain 7717007 (19207)	EA	1	*	*	*	*	*	*	*	*	87	9
P-O	4010-286-5696	LINK, CHAIN, CONNECTING: oval shape RPC271 (E1348)	EA	1	*	*	*	*	*	*	*	*	87	10
P-O	4030-161-0354	HOOK, HOIST: sling direct eye 506958 (19207)	EA	1	*	*	*	*	*	*	*	*	87	11
P-O	5305-208-9327	SCREW, CAP: winch to bumper 123605 (12204)	EA	4	*	*	*	*	*	*	*	*	87	12
P-O	5310-763-8911	NUT, HEXAGON: bracket to winch MS519817 (96906)	EA	4	*	*	*	*	*	*	*	*	87	13
P-O	5310-167-0680	WASHER, LOCK: bracket to winch MS35338-49 (96906)	EA	8	*	*	*	*	*	*	*	*	87	14
P-O	5307-770-5774	STUD, PLAIN: bracket winch to frame 7705774 (19207)	EA	8	*	*	*	*	*	*	*	*	87	15
P-O	5305-737-3760	PIN, SHEAR: front yoke 7373760 (19207)	EA	1	*	*	*	*	*	*	*	*	88	1

TM 9-2320-212-34P

**Section II.**  
**DIRECT SUPPORT AND GENERAL SUPPORT MAINTENANCE**  
**REPAIR PARTS LIST AND SPECIAL TOOLS LIST**  
**(INCLUDING DEPOT MAINTENANCE ALLOWANCES)**

(1) SMR Code	(2) Federal Stock Number	(3) Description  Reference Number & Mfr. Code	(4) Unit of meas.	(5) Qty inc. in unit	(6) 30-day DS maint allowance			(7) 30-day GS maint allowance			(8) 1-yr shw per 100 equip ent- gcy	(9) Depot maint shw per 100 equip	(10) Illustration	
					(a)	(b)	(c)	(d)	(e)	(f)			(a)	(b)
					1-50	51-100	101-150	151-200	201-250	251-300			Figure No.	Item No.
		2001—WINCH ASSEMBLY—Continued												
P-F	2520-770-5710	YOKE: universal joint 7705710 (19207)	EA	1	*	*	*	*	*	*	*	*	88	2
P-F	2520-737-2674	SPIDER: universal joint 7372674 (19207)	EA	2	*	*	*	*	*	*	*	*	88	3
P-F	2520-715-7491	YOKE: universal joint 7705712 (19207)	EA	2	*	*	*	*	*	*	*	*	88	4
P-F		KEY: universal joint 271422 (12204)	EA	1	*	*	*	*	*	*	*	*	88	5
P-F	2520-040-1910	SHAFT, DRIVE: winch 8327974 (19207)	EA	1	*	*	*	*	*	*	*	*	88	6
P-F	3040-250-3208	COLLAR, SHAFT: with setscrew 7351135 (19207)	EA	1	*	*	*	*	*	*	*	*	88	7
X1		SCREW: collar shaft 7351137 (19207)		1									88	8
P-F	2520-770-5711	YOKE, PROPELLER SHAFT: splined rear 7705711 (19207)	EA	1	*	*	*	*	*	*	*	*	88	9
P-F	5305-770-5709	SCREW, SET: universal joint 7705709 (19207)	EA	2	*	*	*	*	*	*	*	*	88	10
P-F	3120-496-2200	BEARING SLEEVE: worm housing 7412403 (19207)	EA	3	*	*	*	*	*	*	6			
P-F	2540-770-5773	BRACKET: winch to bumper 7705773 (19207)	EA	2	*	*	*	*	*	*	2			
P-F	2540-770-5772	BRACKET: winch to frame (fore veh w/o spooler) 7705772 (19207)	EA	4	*	*	*	*	*	*	2			
P-F	2590-735-1201	BRAKE BAND ASSY: w/ lining 7351201 (19207)	EA	1	*	*	*	*	*	*	6			
P-F	2530-832-8017	BRAKE, DRAGE: drum cable 8328017 (19207)	EA	1	*	*	*	*	*	*	6			
P-F	3110-100-3535	CONE AND ROLLER: worm thrust bearing 705436 (19207)	EA	2	*	*	*	*	*	*	6			
P-F	3110-100-0540	CUP TAPERED: worm thrust bearing 706845 (19207)	EA	2	*	*	*	*	*	*	6			
P-F	2590-737-4053	FORK: shifter 7374053 (19207)	EA	1	*	*	*	*	*	*	6			
P-F	3330-878-8433	GASKET: worm housing cover 7413029 (19207)	EA	1	*	*	*	*	*	*	10			



**Section II.**  
**DIRECT SUPPORT AND GENERAL SUPPORT MAINTENANCE**  
**REPAIR PARTS LIST AND SPECIAL TOOLS LIST**  
**(INCLUDING DEPOT MAINTENANCE ALLOWANCES)**

(1) SMR Code	(2) Federal Stock Number	(3) Description  Reference Number & Mfr. Code	(4) Unit of meas	(5) Qty inc. in unit	(6) 30-day DS maint allowance			(7) 30-day GS maint allowance			(8) 1-yr aw per 100 equip cat- gry	(9) Depot maint aw per 100 equip	(10) Illustration	
					(a)	(b)	(c)	(a)	(b)	(c)			(a)	(b)
					1-20	21-50	51-100	1-20	21-50	51-100			Figure No.	Item No.
		2001—WINCH ASSEMBLY—Continued												
P-F	5330-524-9673	GASKET: worm thrust bearing retainer 5249623 (19207)	EA	4	*	*	*	*	*	*	10			
P-F	2590-741-2418	GEAR: worm 7412418 (19207)	EA	1	*	*	*	*	*	*	6			
P-O	5340-741-2420	KNOB: shifter fork handle 7412420 (19207)	EA	1	*	*	*	*	*	*	6			
P-F	2590-494-0176	LINING FRICTION: brake band 7377902 (19207)	EA	1	*	*	*	*	*	*	6			
P-F	5320-013-6793	RIVET SPLIT												
P-O	4730-359-3872	PLUG PIPE: drain 7374954 (19207)	EA	2	*	*	*	*	*	*	6			
P-F	5330-741-3025	SEAL PLAIN ENCASED: grease clutch housing 7413025 (19207)	EA	1	*	*	*	*	*	*	6			
P-F	5330-737-4957	SEAL PLAIN ENCASED: worm shaft 7374957 (19207)	EA	2	*	*	*	*	*	*	6			
P-F	2520-737-4958	SHAFT: shifter clutch 7374958 (19207)	EA	1	*	*	*	*	*	*	6			
P-F	2590-741-2462	SPRING HELICAL: brake band 5249637 (19207)	EA	1	*	*	*	*	*	*	6			
P-F	5340-741-2464	SPRING HELICAL: shifter fork knob detent plunger 7412464 (19207)	EA	1	*	*	*	*	*	*	6			
P-F	5307-770-5774	STUD: bracket, winch to frame 7705774 (19207)	EA	8	*	*	*	*	*	*	6			
P-F	4030-274-6836	THIMBLE: wire rope 507402 (19207)	EA	1	*	*	*	*	*	*	6			
P-F	3830-737-8242	WORM: shaft 7378242 (19207)	EA	1	*	*	*	*	*	*	6			
P-F	2530-737-4951	HOUSING: safety brake 7374951 (19207)	EA	1	*	*	*	*	*	*	6			
P-O	2520-449-3525	COLLAR, SHAFT: w / setscrew 7351135 (19207)	EA	1	*	*	*	*	*	*	6			
P-O	4730-050-4206	FITTING LUB UNIVERSAL JOINT JOURNAL (2) Universal Joint (1) Yoke (1) MS15003-1 (96906)	EA	4	*	*	*	*	*	*	6			
P-O	2520-737-2674	PARTS KIT UNIVERSAL JOINT 7372674 (19207)	EA	1	*	*	*	*	*	*	6			



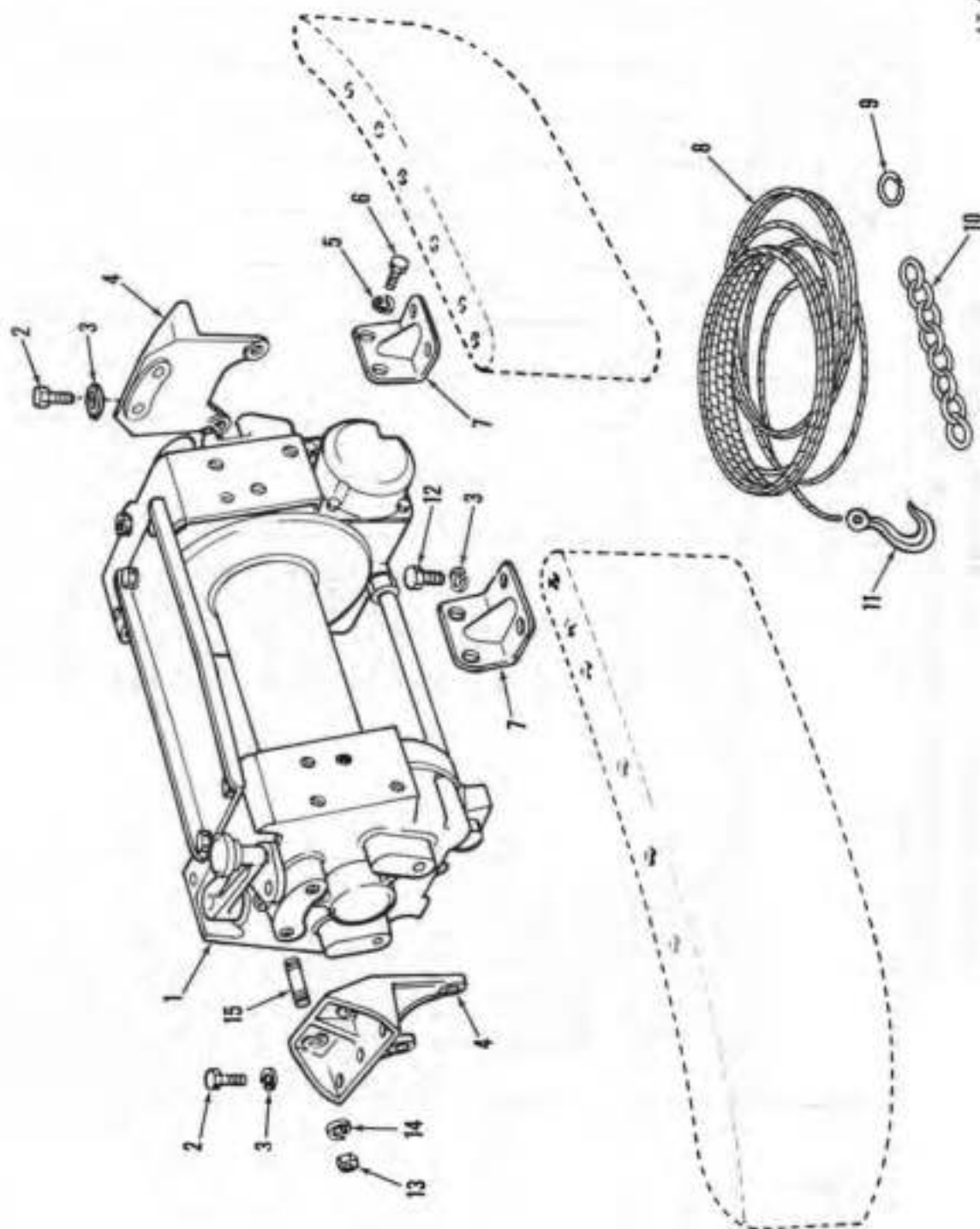
**Section II.**  
**DIRECT SUPPORT AND GENERAL SUPPORT MAINTENANCE**  
**REPAIR PARTS LIST AND SPECIAL TOOLS LIST**  
**(INCLUDING DEPOT MAINTENANCE ALLOWANCES)**

(1) SMR Code	(2) Federal Stock Number	(3) Description  Reference Number & Mfr. Code	(4) Unit of meas.	(5) Qty inc. in unit	(6) 30-day DS maint allowance			(7) 30-day GS maint allowance			(8) 1-yr slw per 100 equip cat- gry	(9) Depot maint slw per 100 equip	(10) Illustration	
					(a)	(b)	(c)	(a)	(b)	(c)			(a) Figure No.	(b) Item No.
					1-20	21-50	\$1,100	1-30	31-60	\$1,100				
P-F	3305-494-0164	2004—POWER TAKE-OFF ASSEMBLY—Continued BOLT, EYE: w / nut and pin, shifter shaft 926164 (12204)	EA	1	*	*	*	*	*	*	*	*	89	7
P-F	5310-732-0559	NUT, HEX: shifter shaft MS51968-8 (96906)	EA	1	*	*	*	*	*	*	*	*	89	8
P-F	5330-291-2868	SEAL: plain encased 500012 (19207)	EA	2	*	*	*	*	*	*	*	*	89	9
X2-F		HOUSING, POWER- TAKE-OFF: 1270168 (12204)	EA	1	*	*	*	*	*	*	*	*	89	10
P-F	2520-737-4906	SHAFT, MAIN: power-take-off 7374906 (19207)	EA	1	*	*	*	*	*	*	*	*	89	11
P-F	2520-770-5755	SHAFT, POWER SHIFTER: power-take-off 7705755 (19207)	EA	1	*	*	*	*	*	*	*	*	89	12
X2		PLATE, RETAINING: drive shaft oil seal 7705786 (19207)	EA	1	*	*	*	*	*	*	*	*	89	13
P-F	5310-407-9566	WASHER, LOCK: plate, drive shaft MS35338-45 (96906)	EA	6	*	*	*	*	*	*	*	*	89	14
P-F	5306-225-8497	SCREW, CAP: plate, drive shaft MS35291-32 (96906)	EA	6	*	*	*	*	*	*	*	*	89	15
P-F	2520-930-6339	SEAL, OIL: mainshaft bearing 7374812 (19207)	EA	1	*	*	*	*	*	*	*	*	89	16
P-F	5310-842-1490	NUT, CASTELLATED: shaft, idler gear MS35692-37 (96906)	EA	1	*	*	*	*	*	*	*	*	89	17
P-F	5315-013-7248	PIN, COTTER: shaft, idler gear MS24665-425 (96906)	EA	1	*	*	*	*	*	*	*	*	89	18
P-F	5315-737-4905	PIN, GROOVED, HEADLESS: reverse gear 7374905 (19207)	EA	1	*	*	*	*	*	*	*	*	89	19



**Section II.**  
**DIRECT SUPPORT AND GENERAL SUPPORT MAINTENANCE**  
**REPAIR PARTS LIST AND SPECIAL TOOLS LIST**  
**(INCLUDING DEPOT MAINTENANCE ALLOWANCES)**

(1) SMR Code	(2) Federal Stock Number	(3) Description  Reference Number & Mfr. Code	(4) Unit of meas	(5) Qty inc. in unit	(6) 30-day DS maint allowance			(7) 30-day GS maint allowance			(8) 1-yr shw per 100 equip cat- gry	(9) Depot maint shw per 100 equip	(10) Illustration	
					(a)	(b)	(c)	(a)	(b)	(c)			(a) Figure No.	(b) Item No.
					1-30	31-50	51-100	1-30	31-50	51-100				
P-F	5310-735-1139	2004- POWER-TAKE-OFF ASSEMBLY—Continued SPRING, TENSION: BB,CB,CE,CG, thrust, reverse gear bearing JA,GA,LB,MD 7351139 (19207)	EA	1	*	*	*	*	*	*	*	*	89	33
P-F	5310-809-4085	WASHER, PLAIN: BB,CB,CE,CG, shifter shaft, eye bolt JA,GA,LB,MD MS27183-16 (96906)	EA	1	*	*	*	*	*	*	*	*	89	34
P-F		PIN, COTTER: BB,CB,CE,CG, shifter shaft, eye bolt JA,GA,LB,MD 119209 (19207)	EA	2	*	*	*	*	*	*	*	*	89	35
P-F	2520-737-4904	SHAFT, SHOULDERED: BB,CB,CE,CG, idler gear JA,GA,LB,MD 7374904 (19207)	EA	1	*	*	*	*	*	*	*	*	89	36
P-O	5305-494-0164	BOLT: shifter shaft BB,CB,CE,CG, 7351238 (19207) JA,GA,LB,MD	EA	2	*	*	*	*	*	*	*	*	90	1
P-O	2520-368-4939	LEVER, SHIFT: upper BB,CB,CE,CG, 7351268 (19207) JA,GA,LB,MD	EA	1	*	*	*	*	*	*	*	*	90	2
P-O	5310-735-1139	WASHER, LOCK: shifter shaft BB,CB,CE,CG, 7351139 (19207) JA,GA,LB,MD	EA	2	*	*	*	*	*	*	*	*	90	3
P-O	5310-732-0559	NUT, HEXAGON: shifter shaft BB,CB,CE,CG, 120369 (21450) JA,GA,LB,MD	EA	2	*	*	*	*	*	*	*	*	90	4
P-O	5305-622-3503	SCREW, CAP: shifter shaft BB,CB,CE,CG, 1275691 (12204)	EA	2	*	*	*	*	*	*	*	*	90	5
X2		LOCK: shifter shaft BB,CB,CE,CG, 7374742 (19207) JA,GA,LB,MD	EA	1	*	*	*	*	*	*	*	*	90	6
P-O	2520-735-1269	LEVER, SHIFT: lower BB,CB,CE,CG, 7351269 (19207) JA,GA,LB,MD	EA	1	*	*	*	*	*	*	*	*	90	7
P-F	5307-017-8453	STUD, PLAIN: power take-off BB,CB,CE,CG, mounting JA,GA,LB,MD 178453 (19207)	EA	5	*	*	*	*	*	*	*	*		
P-F	5305-737-2673	STUD, PLAIN: power take-off BB,CB,CE,CG, mounting JA,GA,LB,MD 7372673 (19207)	EA	1	*	*	*	*	*	*	*	*		
P-F	5310-637-9541	WASHER, LOCK: power take-off BB,CB,CE,CG, mounting JA,GA,LB,MD MS35338-46 (96906)	EA	6	*	*	*	*	*	*	*	*		
P-F	5310-732-0559	NUT, HEXAGON: power take-off BB,CB,CE,CG, mounting JA,GA,LB,MD MS51968-8 (96906)	EA	6	*	*	*	*	*	*	*	*		



AT 40753

Figure 17. Winch

AT 40754

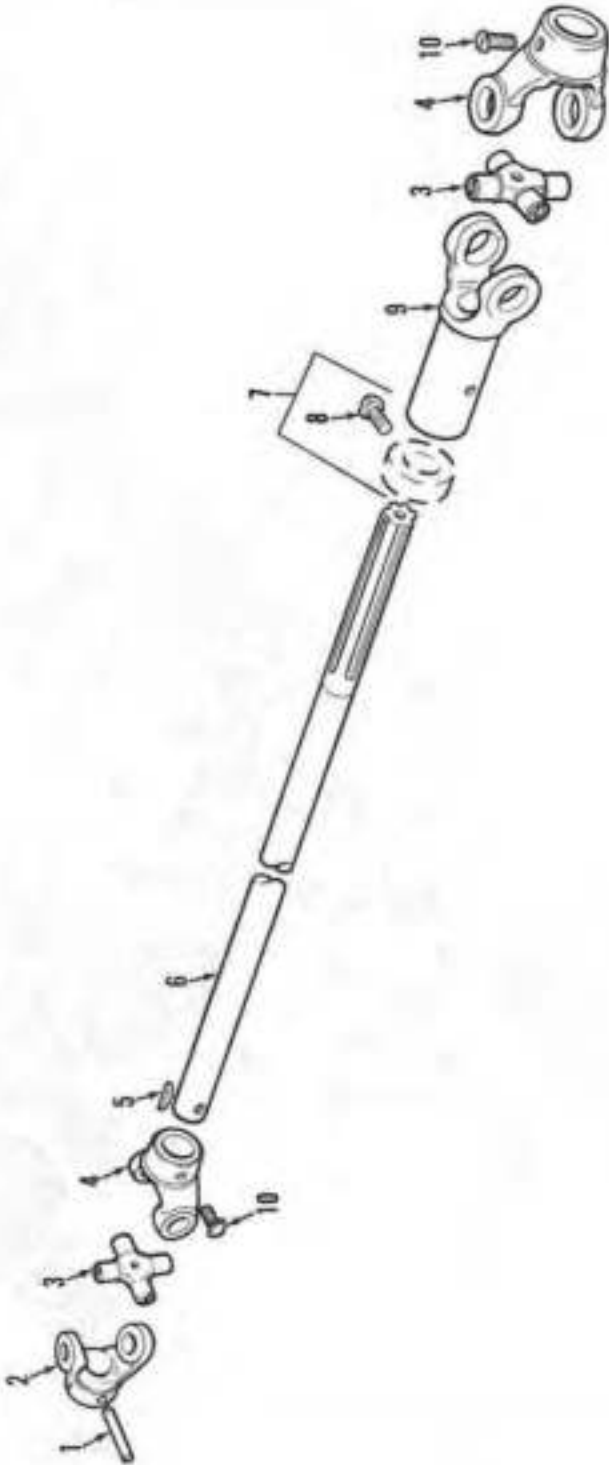


Figure 118. Winch drive shaft



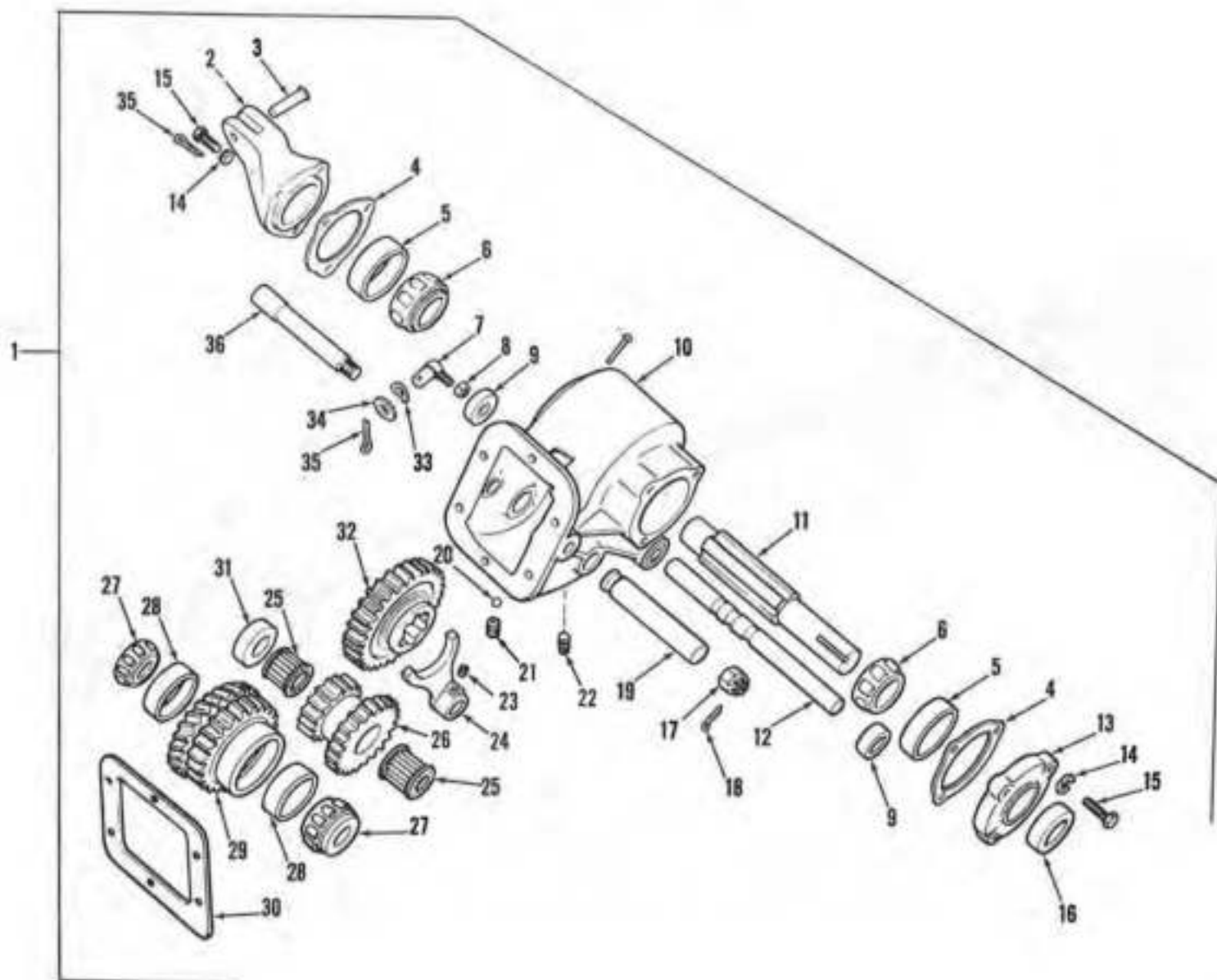


Figure 89. Power take-off

AT 40755

AT 40756

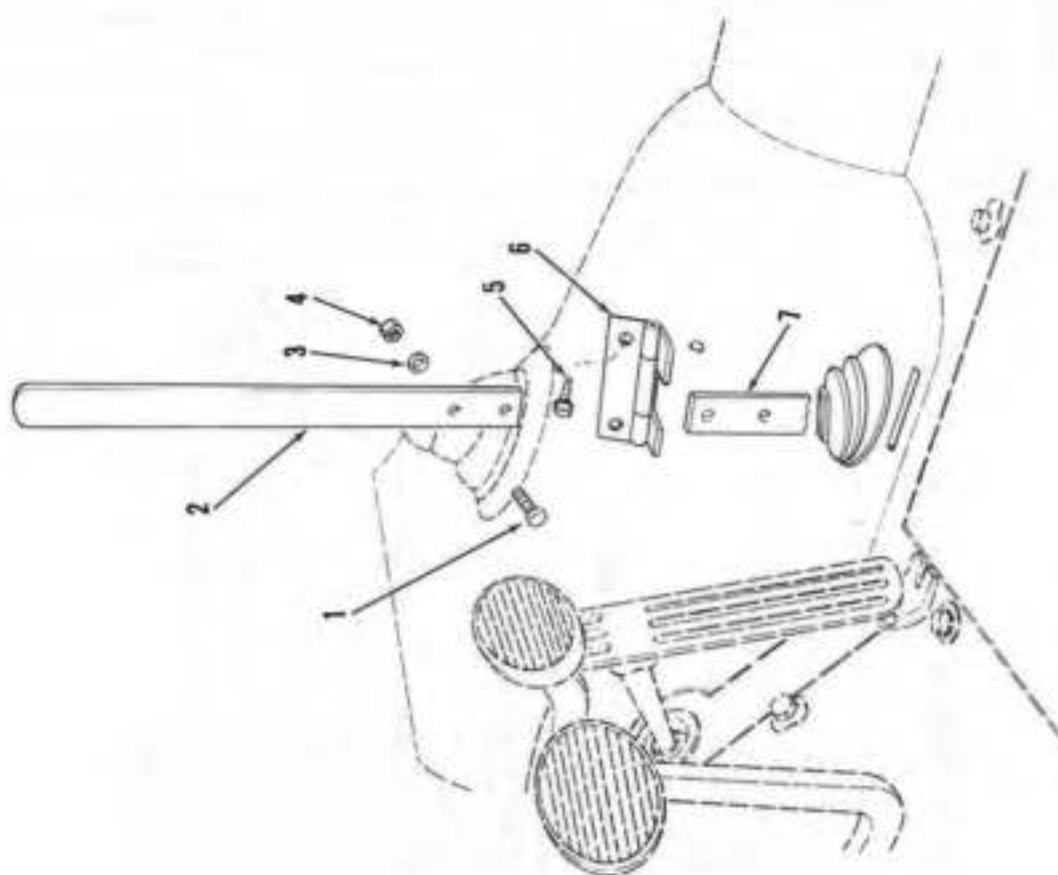


Figure 90. Power take-off controls

[illegible]

AT 40757

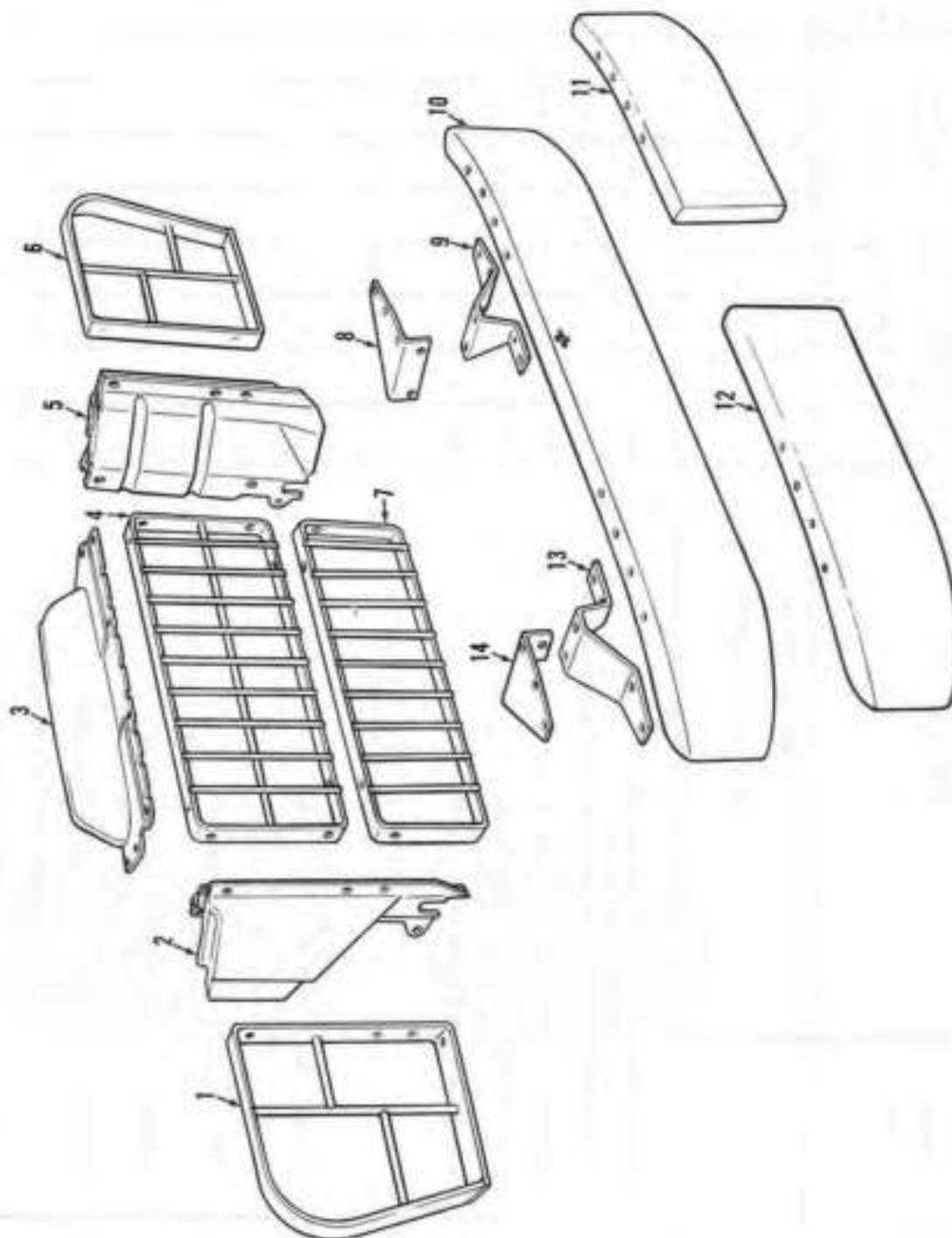


Figure 91. Bumpers and Guards

Section II.  
DIRECT SUPPORT AND GENERAL SUPPORT MAINTENANCE  
REPAIR PARTS LIST AND SPECIAL TOOLS LIST  
(INCLUDING DEPOT MAINTENANCE ALLOWANCES)

TM 9-2320-212-34P

[illegible]

**Section II.**  
**DIRECT SUPPORT AND GENERAL SUPPORT MAINTENANCE**  
**REPAIR PARTS LIST AND SPECIAL TOOLS LIST**  
**(INCLUDING DEPOT MAINTENANCE ALLOWANCES)**

(1) SMR Code	(2) Federal Stock Number	(3) Description  Reference Number & Mfr. Code      Usable On Code	(4) Unit of meas	(5) Qty inc. in unit	(6) 30-day DS maint. allowance			(7) 30-day GS maint. allowance			(8) 1-yr allow per 100 equip. mty	(9) Depot maint. allow per 100 equip	(10) Illustration	
					(a)	(b)	(c)	(a)	(b)	(c)			(a)	(b)
					1-20	21-50	51-100	1-20	21-50	51-100			Figure No.	Item No.
		2202—ACCESSORY ITEMS—Continued												
P-O	5310-582-3965	WASHER, LOCK: 121637 (21450)	EA	1	*	*	*	*	*	*	*	*	93	2
P-O	5310-929-6417	NUT, HEXAGON: MS24679-65 (96906)	EA	1	*	*	*	*	*	*	*	*	93	3
P-O	2540-952-7034	ARM, REAR VIEW MIRROR: long, (15 in. closed, 25 in. extended) assembly 7000578 (19207)	EA	1	*	*	*	*	*	*	*	*	93	4
P-O	5310-732-0559	NUT: MS51968-8 (96906)	EA	1	*	*	*	*	*	*	*	*	93	5
P-O	5310-627-6128	WASHER: MS35335-21 (96906)	EA	1	*	*	*	*	*	*	*	*	93	6
P-O	5305-269-1807	BOLT: MS35298-64 (96906)	EA	1	*	*	*	*	*	*	*	*	93	7
P-O	5310-934-9751	NUT, PLAIN, HEXAGON: windshield wiper motor MS35630-302 (96906)	EA	4	*	*	*	*	*	*	*	*	93	8
P-O	5310-045-3296	WASHER, LOCK: windshield wiper motor MS35338-43 (96906)	EA	4	*	*	*	*	*	*	*	*	93	9
P-O	5307-423-2793	STUD, PLAIN: windshield wiper motor 927972 (12204)	EA	4	*	*	*	*	*	*	*	*	93	10
P-O	2540-262-7576	MOTOR, WINDSHIELD WIPER: vacuum type 500844 (21450)	EA	2	*	*	*	*	*	*	*	*	93	11
P-O-B	2540-054-7201	MIRROR: rear view, inside 547201 (19207)	EA	1	*	*	*	*	*	*	*	*	93	12
P-O	2540-050-0810	ARM, WINDSHIELD WIPER: 7-1/2 inch to 12 inch assembly 500810 (19207)	EA	2	*	*	*	*	*	*	*	*	93	13
P-O	2540-255-9212	BLADE, WINDSHIELD WIPER: 10 inches long MS53048-10 (96906)	EA	2	*	*	*	*	*	*	*	*	93	14
P-O	5305-824-2279	SCREW, MACHINE: reflector	EA	12	*	*	*	*	*	*	*	*	94	1
P-O	5310-285-7037	WASHER, LOCK: reflector 121744 (21450)	EA	12	*	*	*	*	*	*	*	*	94	2
P-O	9905-205-2795	REFLECTOR, INDICATING CLEARANCE: rod MS35387-1 (96906)	EA	4	*	*	*	*	*	*	*	*	94	3
P-O	9905-202-3639	REFLECTOR, INDICATING CLEARANCE: amber MS35387-2 (96906)	EA	2	*	*	*	*	*	*	*	*	94	4
X2-F		2207—WINTERIZATION EQUIPMENT DUCT, VENTILATION: left      BA,BB,BC 1395207 (12204)	EA	1	*	*	*	*	*	*	*	*	95	1

TM 9-2320-212-34P

Section II.  
DIRECT SUPPORT AND GENERAL SUPPORT MAINTENANCE  
REPAIR PARTS LIST AND SPECIAL TOOLS LIST  
(INCLUDING DEPOT MAINTENANCE ALLOWANCES)

TM 9-2320-2112-34F

[illegible]



**Section II.**  
**DIRECT SUPPORT AND GENERAL SUPPORT MAINTENANCE**  
**REPAIR PARTS LIST AND SPECIAL TOOLS LIST**  
**(INCLUDING DEPOT MAINTENANCE ALLOWANCES)**

(1) SMR Code	(2) Federal Stock Number	(3) Description  Reference Number & Mfr. Code	(4) Unit of meas	(5) Qty inc. in unit	(6) 30-day DS maint allowance			(7) 30-day GS maint allowance			(8) 1-yr slw per 100 equip cnt- pts	(9) Depot maint slw per 100 equip	(10) Illustration	
					(a)	(b)	(c)	(a)	(b)	(c)			(a) Figure No.	(b) Item No.
					1-20	21-30	31-100	1-20	21-30	31-100				
		2207—WINTERIZATION EQUIPMENT—Continued												
P-F	2530-735-0346	WHEEL: ventilation, blower left 7350346 (19207)	BA,BB,BC	EA	1	*	*	*	*	*	*	*	95	16
P-F	5310-934-9751	NUT, HEXAGON: blower wheel MS35650-102 (96906)	BA,BB,BC	EA	4	*	*	*	*	*	*	*	95	17
P-F	5310-596-7691	WASHER, LOCK: blower wheel 138479 (12204)	BA,BB,BC	EA	4	*	*	*	*	*	*	*	95	18
P-F	5310-595-6509	WASHER, LOCK: blower wheel 120391 (19207)	BA,BB,BC	EA	4	*	*	*	*	*	*	*	95	19
P-F		GROMMET: blower, wheel 1390592 (12204)	BA,BB,BC	EA	4	*	*	*	*	*	*	*	95	20
P-F	2540-177-7850	RETAINER: blower motor 1390594 (12204)	BA,BB,BC	EA	2	*	*	*	*	*	*	*	95	21
P-F	2590-622-3582	GASKET: blower motor 1390609 (12204)	BA,BB,BC	EA	2	*	*	*	*	*	*	*	95	22
P-F	6105-735-0350	MOTOR ASSEMBLY: right 7350350 (19207)	BA,BB,BC	EA	1	*	*	*	*	*	*	*	95	23
P-F	6105-735-0349	MOTOR ASSEMBLY: left 7350349 (19207)	BA,BB,BC	EA	1	*	*	*	*	*	*	*	95	23
P-F	2530-907-4174	SCREW: blower motor 144714 (15434)	BA,BB,BC	EA	8	*	*	*	*	*	*	*	95	24
P-F	5340-752-5934	CLIP: blower motor 7525934 (19207)	BA,BB,BC	EA	2	*	*	*	*	*	*	*	95	25
P-F	2540-247-3298	OUTLET: heater 1274006 (12204)	BA,BB,BC	EA	1	*	*	*	*	*	*	*	96	1
P-F	2540-737-6835	ADAPTER: heater outlet 7376835 (19207)	BA,BB,BC	EA	1	*	*	*	*	*	*	*	96	2
P-F	5305-016-7938	SCREW: heater outlet 167938 (24617)	BA,BB,BC	EA	11	*	*	*	*	*	*	*	96	3
P-F	5340-735-0270	CLAMP ASSEMBLY: heater outlet 7350270 (19207)	BA,BB,BC	EA	1	*	*	*	*	*	*	*	96	4
P-F	2540-770-0240	STRAP: hold down heater front 7700240 (19207)	BA,BB,BC	EA	1	*	*	*	*	*	*	*	96	5
X2		BOLT, HEXAGON HEAD: hold down, heater front 486276 (57733)	BA,BB,BC	EA	1	*	*	*	*	*	*	*	96	6
P-F	2540-770-0172	GUARD: controls, with fasteners 7700172 (19207)	BA,BB,BC	EA	1	*	*	*	*	*	*	*	96	7

Section II.  
DIRECT SUPPORT AND GENERAL SUPPORT MAINTENANCE  
REPAIR PARTS LIST AND SPECIAL TOOLS LIST  
(INCLUDING DEPOT MAINTENANCE ALLOWANCES)

[illegible]

**Section II.**  
**DIRECT SUPPORT AND GENERAL SUPPORT MAINTENANCE**  
**REPAIR PARTS LIST AND SPECIAL TOOLS LIST**  
**(INCLUDING DEPOT MAINTENANCE ALLOWANCES)**

(1) SMR Code	(2) Federal Stock Number	(3) Description  Reference Number & Mfr. Code      Usable On Code	(4) Unit of meas	(5) Qty inc. in unit	(6) 30-day DS maint allowance			(7) 30-day GS maint allowance			(8) 1-yr allow per 100 equip- ent- per	(9) Depot maint allow per 100 equip	(10) Illustration	
					(a)	(b)	(c)	(a)	(b)	(c)			(a) Figure No.	(b) Item No.
		2207-- WINTERIZATION EQUIPMENT--Continued												
P-F		ELBOW: fuel filter 441674 (12204)	BA,BB,BC	EA	2	*	*	*	*	*	*	*	97	3
P-F	1660-025-3493	FILTER, ASSEMBLY: MS51085-5 (96906)	BA,BB,BC	EA	1	*	*	*	*	*	*	*	97	4
P-F	2540-735-0318	SPACER: filter bracket 7350318 (19207)	BA,BB,BC	EA	1	*	*	*	*	*	*	*	97	5
M-F		LINE, ASSEMBLY: 4-7/8 inches long 1274015 (12204)	BA,BB,BC		1								97	6
P-F	4730-044-1487	Fabricate from: NUT, INVERTED: 441487 (12204)		EA	2	*	*	*	*	*	*	*	97	7
P-F	4730-277-5524	TUBE, COPPER: 7390051 (19207)		FT	V	*	*	*	*	*	*	*	97	8
P-F	2540-216-6199	VALVE, ASSEMBLY: 7761058 (19207)	BA,BB,BC	EA	1	*	*	*	*	*	*	*	97	9
P-F	4730-266-0531	CONNECTOR: fuel pump 120703 (21450)	BA,BB,BC	EA	1	*	*	*	*	*	*	*	97	10
P-F	5315-221-5350	NUT, HEXAGON: fuel pump bracket 120375 (12204)	BA,BB,BC	EA	2	*	*	*	*	*	*	*	97	11
P-F	5310-017-4916	WASHER, LOCK: fuel pump bracket 174916 (12204)	BA,BB,BC	EA	2	*	*	*	*	*	*	*	97	12
X2-F		BRACKET, MOUNTING: fuel pump 7412827 (19207)	BA,BB,BC	EA	1	*	*	*	*	*	*	*	97	13
P-F	2910-735-4014	PUMP, FUEL ASSEMBLY: MS35690-405 (96906)	BA,BB,BC	EA	1	*	*	*	*	*	*	*	97	14
		BRACKET: fuel pump 7350261 (19207)	BA,BB,BC	EA	1	*	*	*	*	*	*	*	97	15
P-F	53100889-2769	WASHER, LOCK: bracket 178383 (21450)	BA,BB,BC	EA	3	*	*	*	*	*	*	*	97	16
P-F	5305-989-7434	SCREW, CAP HEXAGON HEAD: bracket MS35207-263 (96906)	BA,BB,BC	EA	3	*	*	*	*	*	*	*	97	17
P-F	5305-984-5680	SCREW, CAP HEXAGON HEAD: bracket MS35206-300 (96906)	BA,BB,BC	EA	4	*	*	*	*	*	*	*	97	18
M-F		LINE ASSEMBLY: 10 7/8 inches long 7412828 (19207)	BA,BB,BC		1								97	19



AT 40758

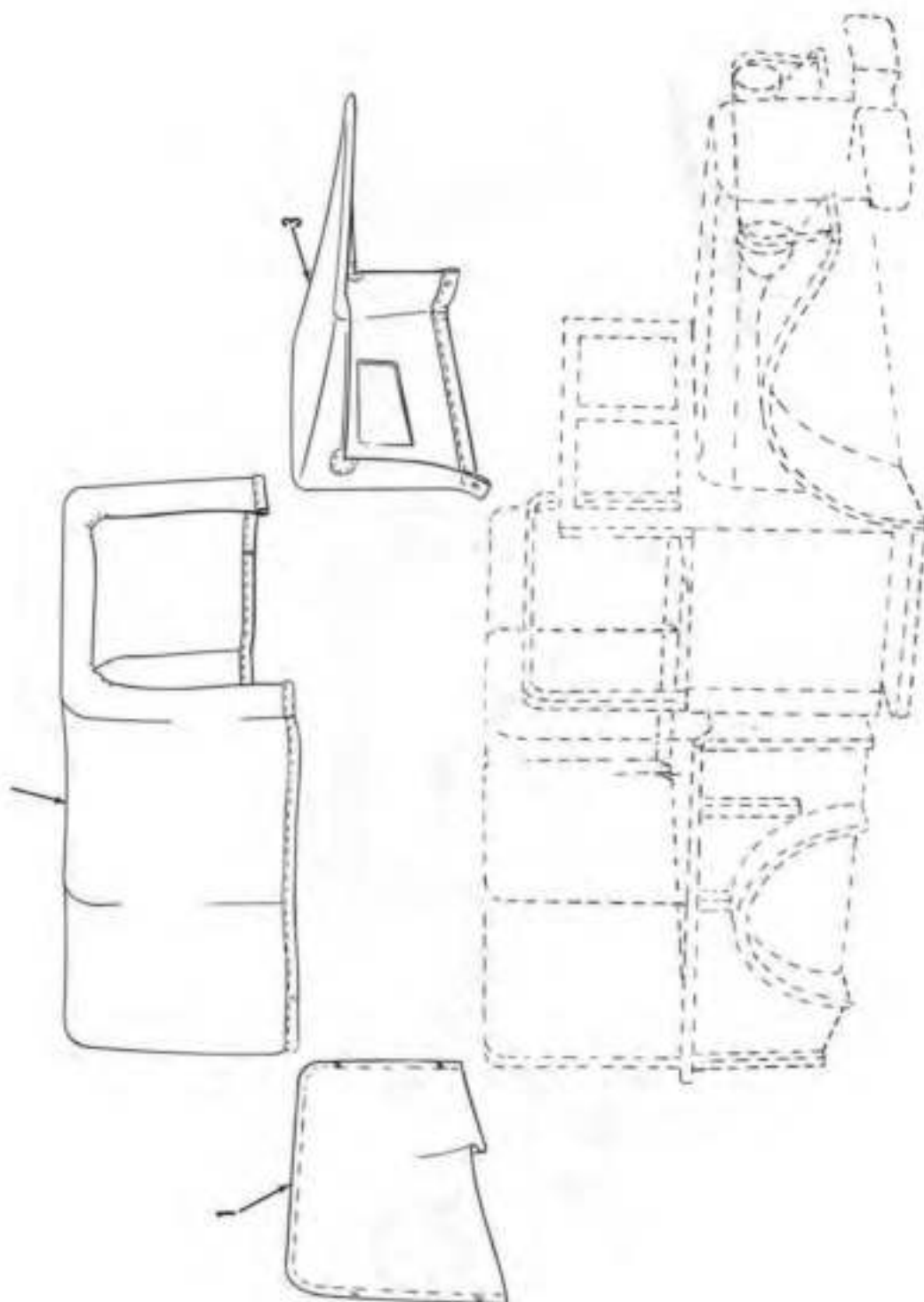
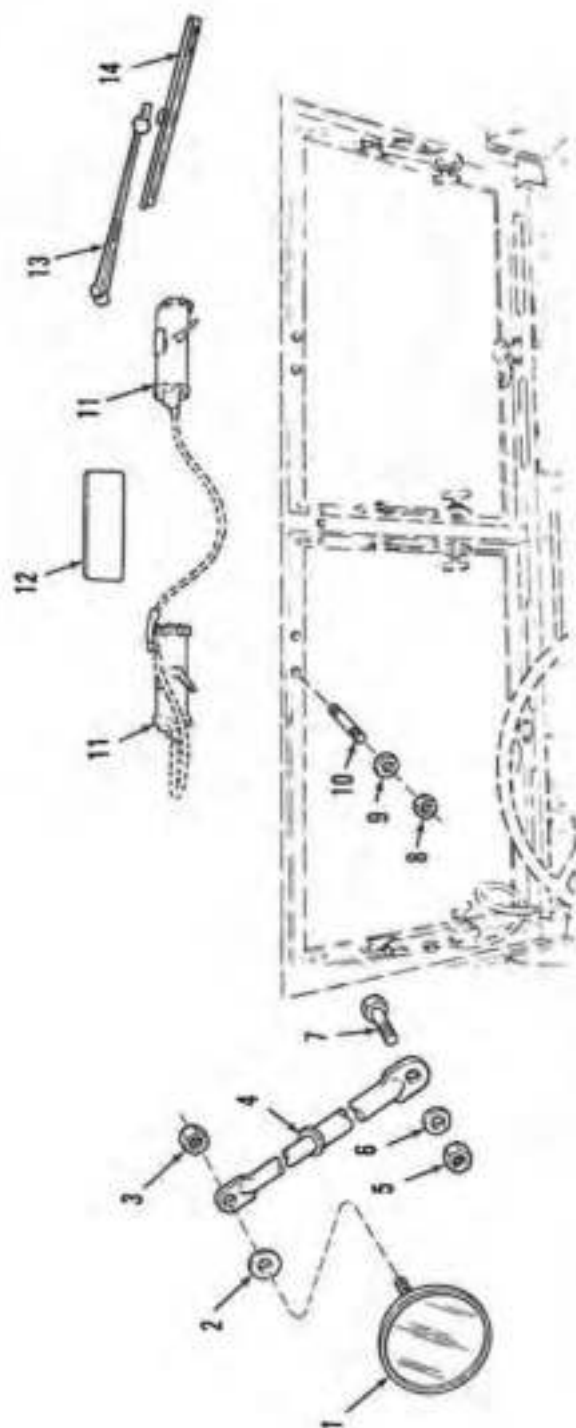


Figure 92. Canvas Items



AT 40759

Figure 93. Windshield Wipers and Rear View Mirrors

AT 40760

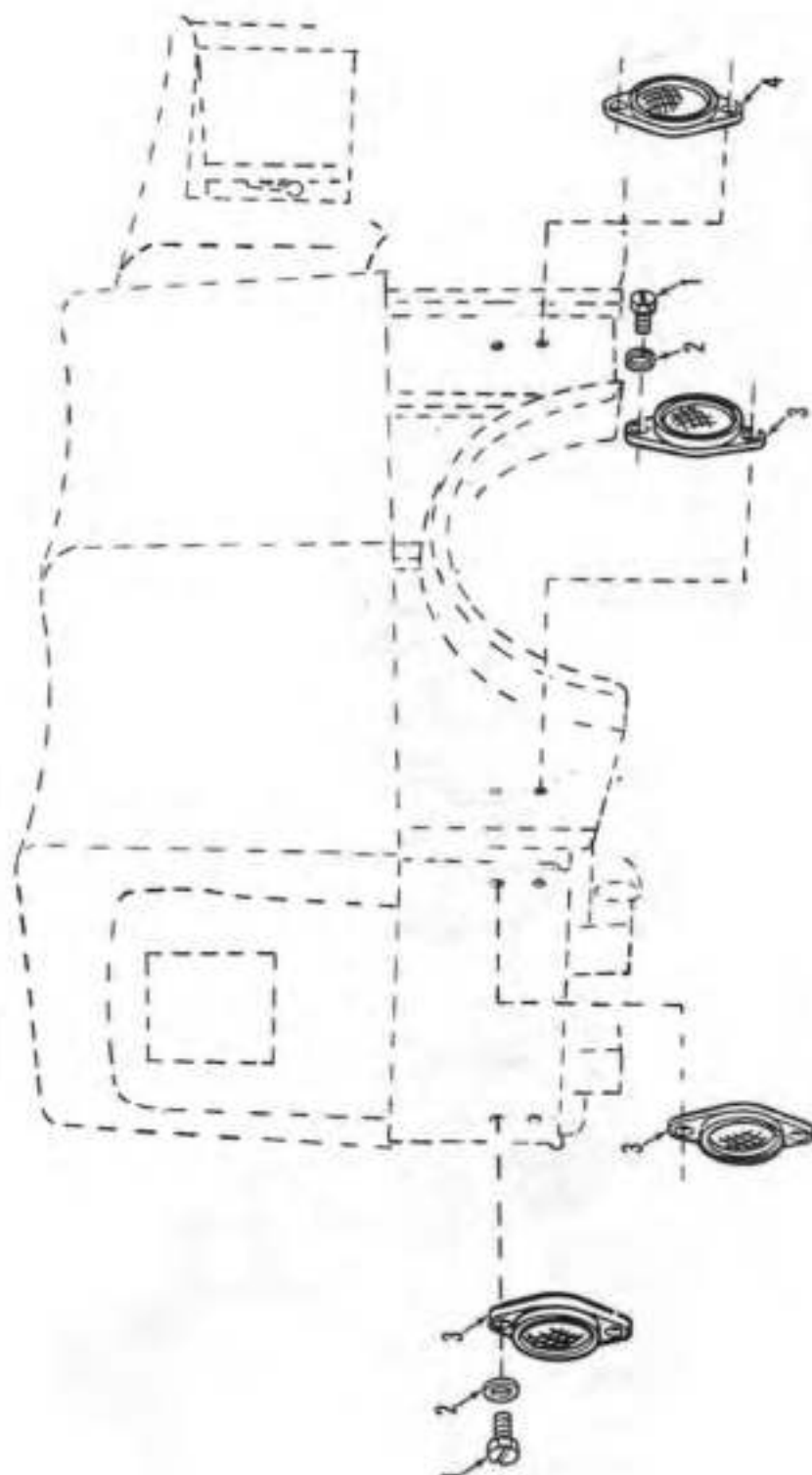


Figure 94. Clearance Marker Reflectors



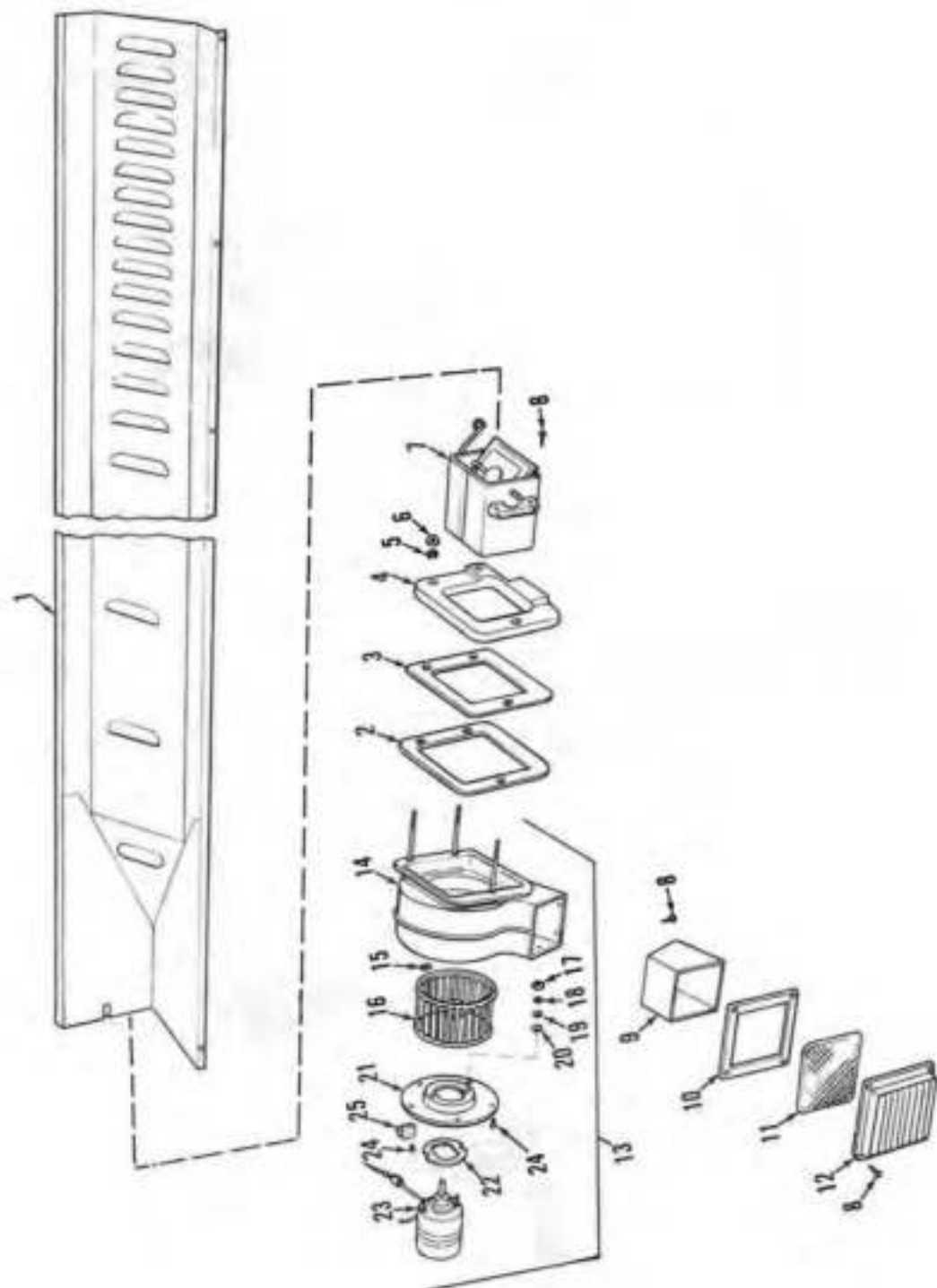


Figure 95. Ventilating Unit

AT 40763

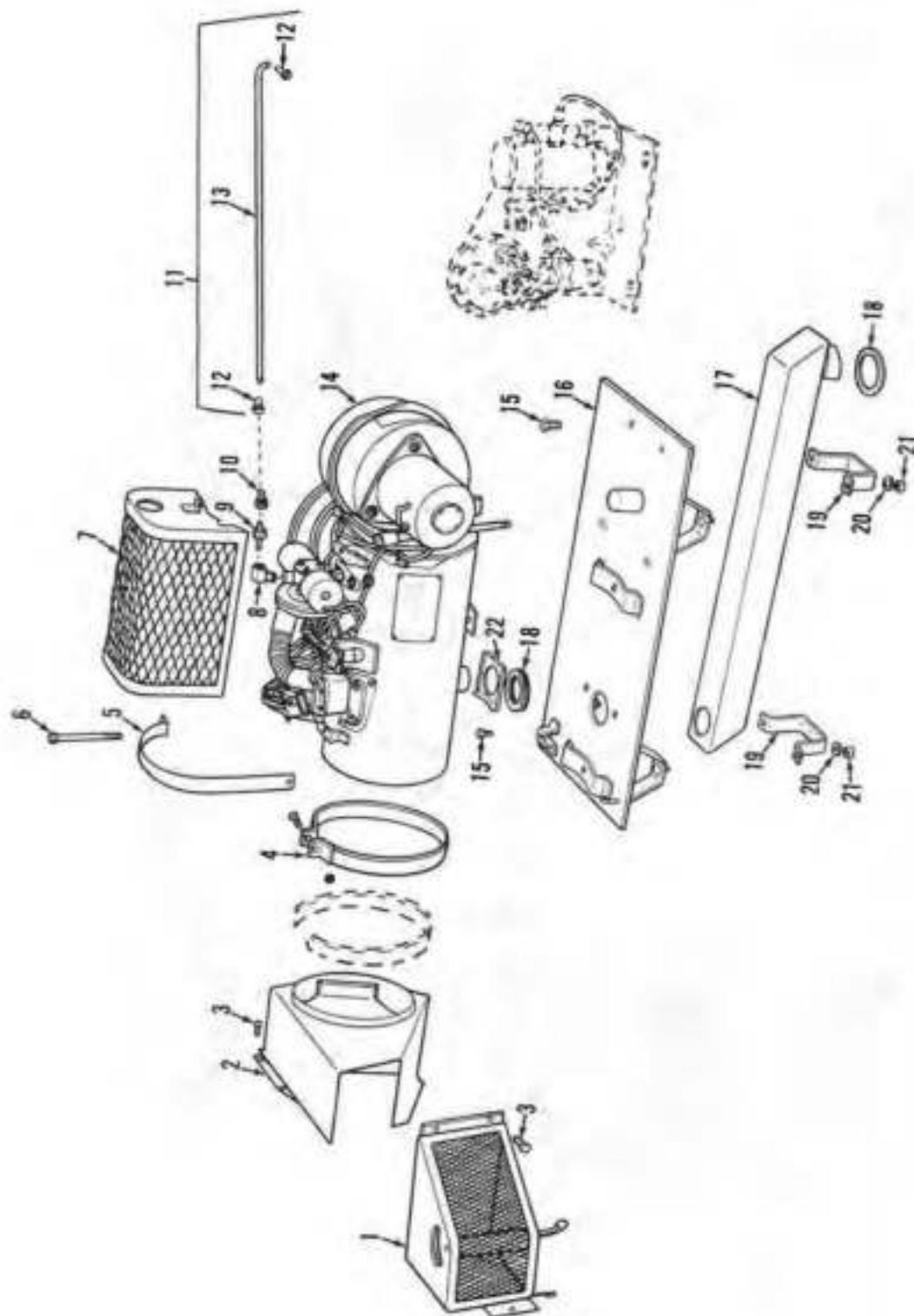


Figure 96. Personnel Heater Unit

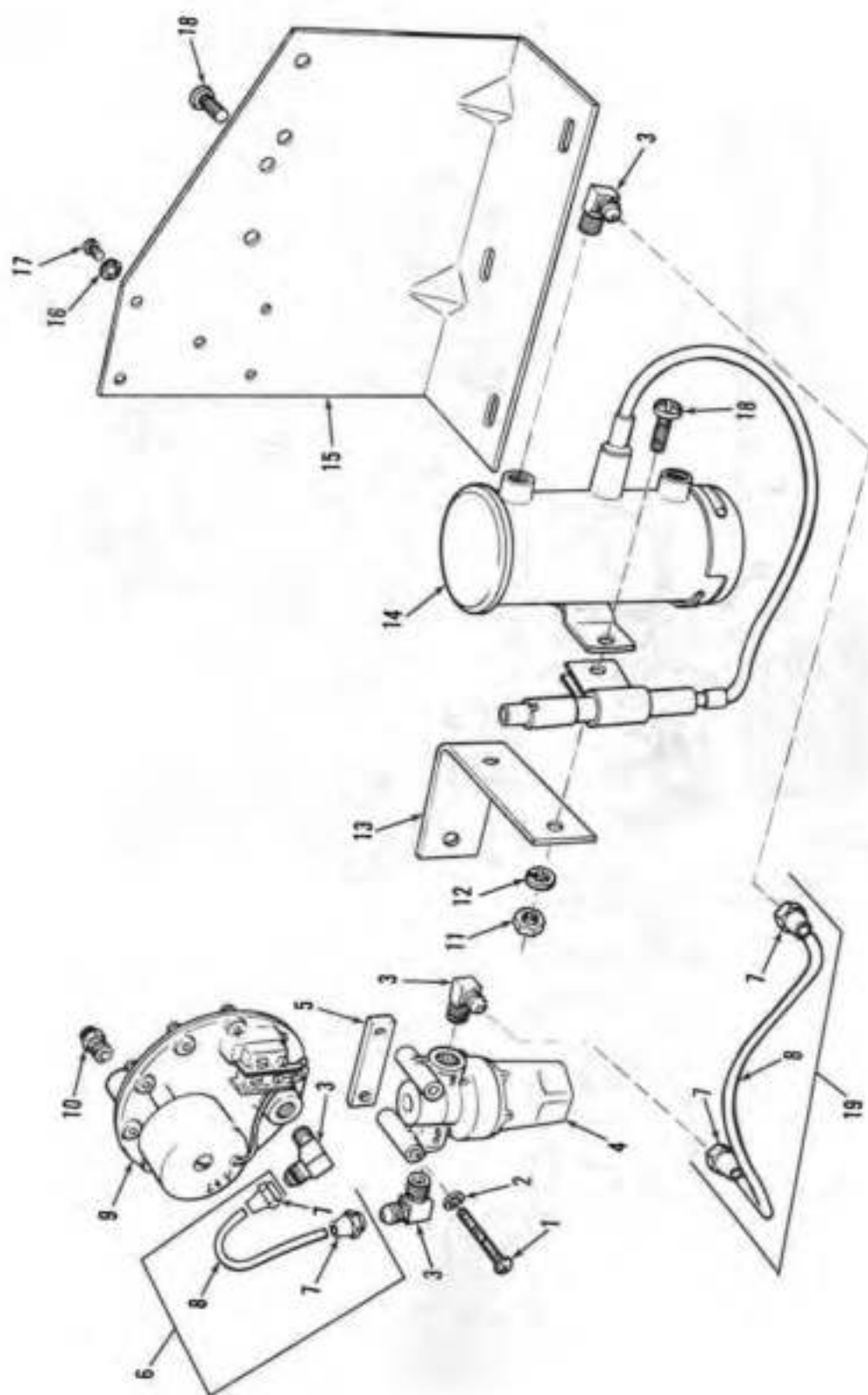


Figure 97. Hexter Fuel Filter

AT 40764

AT 40761

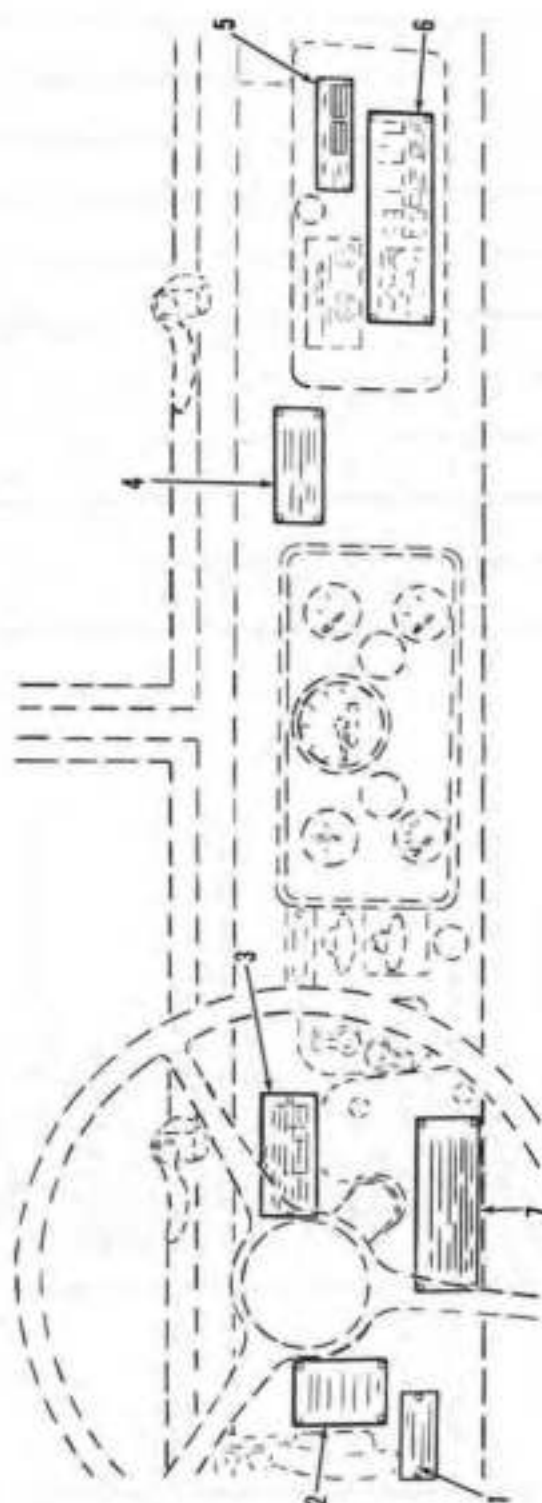


Figure 98. Vehicle Data Plates

Section II.  
DIRECT SUPPORT AND GENERAL SUPPORT MAINTENANCE  
REPAIR PARTS LIST AND SPECIAL TOOLS LIST  
(INCLUDING DEPOT MAINTENANCE ALLOWANCES)

TM 9-2320-212-34 F

[illegible]

**Section II.**  
**DIRECT SUPPORT AND GENERAL SUPPORT MAINTENANCE**  
**REPAIR PARTS LIST AND SPECIAL TOOLS LIST**  
**(INCLUDING DEPOT MAINTENANCE ALLOWANCES)**

(1) SMR Code	(2) Federal Stock Number	(3) Description  Reference Number & Mfr. Code	(4) Unit of meas	(5) Qty inc. in unit	(6) 30-day DS maint. allowance			(7) 30-day GS maint. allowance			(8) 1-yr allowance per 100 equip mil- hry	(9) Depot maint. allowance per 100 equip	(10) Illustration	
					(a)	(b)	(c)	(a)	(b)	(c)			(a)	(b)
					1-20	21-50	51-100	1-20	21-50	51-100			Figure No.	Item No.
		3303— WINTERIZATION KITS—Continued												
X1		DUCTING		1										
P-F	4730-253-4413	7390367 (19207) ELBOW	EA	1	*	*	*	*	*	*	*			
X1		MS39230-3 (96906) GASKET, THERMOSTAT		1										
X1		7705289 (19207) GROMMET		1										
P-F	5325-174-9038	8710669 (19207) GROMMET	EA	1	*	*	*	*	*	*	*			
P-F	2540-020-8591	MS35490-20 (96906) HEATER, ASSEMBLY	EA	1										
X1		8386435 (19207) HOSE		1										
X1		8710559 (19207) HOSE		1										
P-F	5310-768-0321	8710561 (19207) NUT	EA	4	*	*	*	*	*	*	*			
P-F	5310-767-0445	MS51971-5 (96906) NUT	EA	4	*	*	*	*	*	*	*			
P-F	5310-934-9557	MS51971-2 (96906) NUT	EA	2	*	*	*	*	*	*	*			
X1		120622 (21450) PROTECTOR	EA	1	*	*	*	*	*	*	*			
P-F	5905-777-8491	8710566 (19207) RESISTOR	EA	1	*	*	*	*	*	*	*			
P-F	5305-851-9414	8710856 (19207) SCREW	EA	1	*	*	*	*	*	*	*			
P-F	5305-959-4159	MS24617-30 (96906) SCREW	EA	2	*	*	*	*	*	*	*			
P-F	5305-855-0973	MS24617-53 (96906) SCREW	EA	2	*	*	*	*	*	*	*			
P-F	5930-655-1313	MS24629-24 (96906) SWITCH, TOGGLE	EA	1	*	*	*	*	*	*	*			
X1		MS35058-21 (96906) THERMOSTAT		1										
P-F	5310-582-5965	7531811 (19207) WASHER, LOCK	EA	4	*	*	*	*	*	*	*			
		MS35337-44 (96906)												

## 246

TM 9-2320-212-34P

[illegible]



**Section II.**  
**DIRECT SUPPORT AND GENERAL SUPPORT MAINTENANCE**  
**REPAIR PARTS LIST AND SPECIAL TOOLS LIST**  
**(INCLUDING DEPOT MAINTENANCE ALLOWANCES)**

(1) SMR Code	(2) Federal Stock Number	(3) Description  Reference Number & Mfr. Code	(4) Unit of meas	(5) Qty inc. in unit	(6) 30-day DS maint allowance			(7) 30-day GS maint allowance			(8) 1-yr allow per 100 equip ent- gcy	(9) Depot maint allow per 100 equip	(10) Illustration	
					(a)	(b)	(c)	(a)	(b)	(c)			(a) Figure No.	(b) Item No.
					1-20	21-31	32-100	1-20	21-31	32-100				
		3303-- WINTERIZATION KITS--Continued												
X1		ELBOW		1										
P-F	4730-253-4413	444038 (21450) ELBOW	EA	1	*	*	*	*	*	*	*			
P-F	1660-025-3493	MS39230-3 (96906) FILTER, FUEL	EA	1	*	*	*	*	*	*	*			
P-F	4730-340-3393	7761059 (19207) FITTING, FUEL	EA	2	*	*	*	*	*	*	*			
P-F	5325-720-9054	8359743 (19207) GROMMET	EA	1	*	*	*	*	*	*	*			
P-F	2516-318-0154	MS35490-20 (96906) HEATER	EA	1	*	*	*	*	*	*	*			
P-F	2540-692-8848	8380650 (19207) HEATER	EA	1	*	*	*	*	*	*	*			
X1		8359778 (19207) HOSE		1										
X1		8710561 (19207) HOSE		1										
P-F	2910-039-8224	8710559 (19207) LINE, FUEL	EA	1	*	*	*	*	*	*	*			
X1		7700282 (19207) LINE, FUEL		1										
P-F	2540-770-0242	7700303 (19207) PACKING, O-RING	EA	1	*	*	*	*	*	*	*			
P-F	2540-301-7266	7700242 (19207) WINTERIZATION KIT: hot water personnel heater (as authorized by SB9-16)	EA	1	*	*	*	*	*	*	*			
X1		5702003 (19207) Consisting of:												
X1		ADAPTER 8380648 (19207)		1										
P-F	5305-068-0500	ADAPTER 7700292 (19207) BOLT, MACHINE	EA	2	*	*	*	*	*	*	*			
P-F	5305-225-8497	MS90725-3 (96906) BOLT, MACHINE	EA	4	*	*	*	*	*	*	*			
		MS90725-32 (96906)												

[illegible]

**Section II.**  
**DIRECT SUPPORT AND GENERAL SUPPORT MAINTENANCE**  
**REPAIR PARTS LIST AND SPECIAL TOOLS LIST**  
**(INCLUDING DEPOT MAINTENANCE ALLOWANCES)**

(1) SMB Code	(2) Federal Stock Number	(3) Description  Reference Number & Mfr. Code	(4) Unit of meas	(5) Qty inc. in unit	(6) 30-day DS maint allowance			(7) 30-day GS maint allowance			(8) 1-yr shw per 100 equip ent- gry	(9) Depot maint shw per 100 equip	(10) Illustration	
					(a)	(b)	(c)	(a)	(b)	(c)			(a) Figure No.	(b) Item No.
					1-20	21-50	51-100	1-20	21-50	51-100				
		3303—WINTERIZATION KITS—Continued Consisting of:												
P-F		SCREW, TAPPING	EA	20	*	*	*	*	*	*	*			
P-F	2540-771-7066	MS24649-45 (96906)	EA	2	*	*	*	*	*	*	*			
P-F	2540-570-1370	SPRING 7717066 (19207)	EA	1	*	*	*	*	*	*	*			
		WINTERIZATION KIT: powerplant heater (engine) (as authorized by SB9-16)												
		7387275 (19207)												
		Consisting of:												
X1		HEATER: engine set		1										
		7787276 (19207)												
P-F	2540-753-7382	BAND 7537382 (19207)	EA	5	*	*	*	*	*	*	*			
X1		BOX, CONTROL		1										
		7417426 (19207)												
X1		BUSHING 572999 (21450)		1										
P-F	4730-289-0147	BUSHING 120322 (21450)	EA	1	*	*	*	*	*	*	*			
P-F	4730-908-3193	CLAMP MS35842-12 (96906)	EA	6	*	*	*	*	*	*	*			
P-F	4820-274-3646	COCK 543852 (21450)	EA	1	*	*	*	*	*	*	*			
P-F	4730-900-3296	CONNECTOR MS39158-3 (96906)	EA	1	*	*	*	*	*	*	*			
X1		COUPLING, PIPE		1										
		7531972 (19207)												
X1		COUPLING, PIPE		1										
		7525990 (19207)												
P-F	4730-433-3744	ELBOW 444490 (21450)	EA	1	*	*	*	*	*	*	*			
X1		ELBOW 444038 (21450)		3										
P-F	4730-840-1590	ELBOW MS39171-3 (96906)	EA	4	*	*	*	*	*	*	*			
P-F	1660-025-3493	FILTER, FUEL 7761059 (19207)	EA	1	*	*	*	*	*	*	*			
P-F	2930-741-8947	GASKET, THERMOSTAT	EA	1	*	*	*	*	*	*	*			
		77418947 (19207)												
X1		GROMMET 120879 (21450)		4										
X1		TUBE, FUEL 7418935 (19207)		1										
X1		TUBE, EXHAUST		1										
		33T531-9-93 (80244)												
X1		TUBING, EXHAUST		1										
		44T531-9-93 (80244)												
P-F	4710-277-5525	TUBING, FUEL LINE	EA	1	*	*	*	*	*	*	*			
		44T5080-15 (80244)												

TM 9-2320-212-34P

Section II.  
DIRECT SUPPORT AND GENERAL SUPPORT MAINTENANCE  
REPAIR PARTS LIST AND SPECIAL TOOLS LIST  
(INCLUDING DEPOT MAINTENANCE ALLOWANCES)

TM 9-2320-212-34 P

[illegible]

**Section II.**  
**DIRECT SUPPORT AND GENERAL SUPPORT MAINTENANCE**  
**REPAIR PARTS LIST AND SPECIAL TOOLS LIST**  
**(INCLUDING DEPOT MAINTENANCE ALLOWANCES)**

(1) SMR Code	(2) Federal Stock Number	(3) Description  Reference Number & Mfr. Code      Usable On Code	(4) Unit of meas	(5) Qty inc. in unit	(6) 30-day DS maint allowance			(7) 30-day GS maint allowance			(8) 1-yr slw per 100 equip cat- gry	(9) Depot maint slw per 100 equip	(10) Illustration	
					(a)	(b)	(c)	(a)	(b)	(c)			(a) Figure No.	(b) Item No.
P-O	5310-407-0566	WASHER MS35331-45 (96906)	EA	4	*	*	*	*	*	*	*			
X1		WASHER MS35335-31 (96906)	EA	2	*	*	*	*	*	*	*			
X1		WASHER 8699740 (19207)	EA	1	*	*	*	*	*	*	*			
P-O	5310-761-6882	NUT 219430 (21450)	EA	4	*	*	*	*	*	*	*			
P-O	5310-772-0442	WASHER 770442 (19207)	EA	1	*	*	*	*	*	*	*			
P-O	5310-939-0783	NUT MS21083-N12 (96906)	EA	1	*	*	*	*	*	*	*			
P-O	5315-012-4553	KEY MS35756-17 (96906)	EA	1	*	*	*	*	*	*	*			
P-O	5961-856-1316	RECTIFIER 10906314 (19207)	EA	1	*	*	*	*	*	*	*			
P-O	6625-321-6365	VOLTMETER 8376488 (19207)	EA	1	*	*	*	*	*	*	*			
X1		SPACER 7392943 (19207)		1										
X1		ARM 8699729 (19207)		1										
X1		BRACKET 8699930 (19207)		1										
X1		SPACER 8699741 (19207)		1										
GROUP 47—GAGES (NON-ELECTRICAL)														
4701—INSTRUMENTS (SPEED AND DISTANCE)														
P-O	5340-734-6791	CLIP, CABLE: 7346791 (19207)	EA	1	*	*	*	*	*	*	4	10	99	1
P-O	6680-752-7479	SHAFT, DRIVE FLEXIBLE: assembly, w / casing core assembly MS51071-13 (96906)	EA	1	*	*	*	*	*	*	4	10	99	2
P-O	5340-734-6792	CLIP, CABLE: 7346792 (19207)	EA	1	*	*	*	*	*	*	4	10	99	3
P-O	6680-828-4394	SHAFT, DRIVE FLEXIBLE: assembly MS51072-13 (96906)	EA	1	*	*	*	*	*	*	6	10	99	4
P-F	6680-933-3599	SPEEDOMETER: assembly MS39021-2 (96906)	EA	1	*	*	*	*	*	*	4	10	99	5
P-O	5310-934-9751	NUT: MS35650-102 (96906)	EA	2	*	*	*	*	*	*	6	10	99	6
P-O	5310-045-3296	WASHER: MS39338-24 (96906)	EA	2	*	*	*	*	*	*	6	10	99	7
X2-O		BRACKET: 1501020 (12204)	EA	1	*	*	*	*	*	*			99	8

**Section III. SPECIAL TOOLS AND EQUIPMENT**  
**DIRECT SUPPORT AND GENERAL SUPPORT MAINTENANCE**  
**REPAIR PARTS LIST AND SPECIAL TOOLS LIST**  
**(INCLUDING DEPOT MAINTENANCE ALLOWANCES)**

(1) SMR Code	(2) Federal Stock Number	(3) Description  Reference Number & Mfr. Code      Usable On Code	(4) Unit of meas	(5) Qty inc. in unit	(6) 30-day DS maint allowance			(7) 30-day GS maint allowance			(8) 1-yr slw per 100 equip ent- ity	(9) Depot maint slw per 100 equip	(10) Illustration	
					(a)	(b)	(c)	(a)	(b)	(c)			(a) Figure No.	(b) Item No.
		2604--SPECIAL TOOLS												
P-4)	5120-473-7441	REPLACER, BUSHING: clutch shaft, pilot 6296133 (19207)	EA	1	1	1	1	1	1	1	6		100	1
P-4)	5110-473-7275	REAMER, CARBON STEEL, HAND: cylinder block valve tappet hole 6296138 (19207)	EA	1	1	1	1	1	1	1	1		100	2
P-O-R	5210-473-7561	GAGE, BEARING ADJUSTMENT: transfer case bearing adjustment 5380510 (19207)	EA	1	1	1	1	1	1	1	6		100	3
P-4)	5120-473-7789	WRENCH, TUBULAR: differential case cap 6296142 (19207)	EA	1	1	1	1	1	1	1	6		100	4
P-O	5120-473-7124	HANDLE, REMOVER AND REPLACER: 5380406 (19207)	EA	1	1	1	1	1	1	1	6		100	5

AT 40765

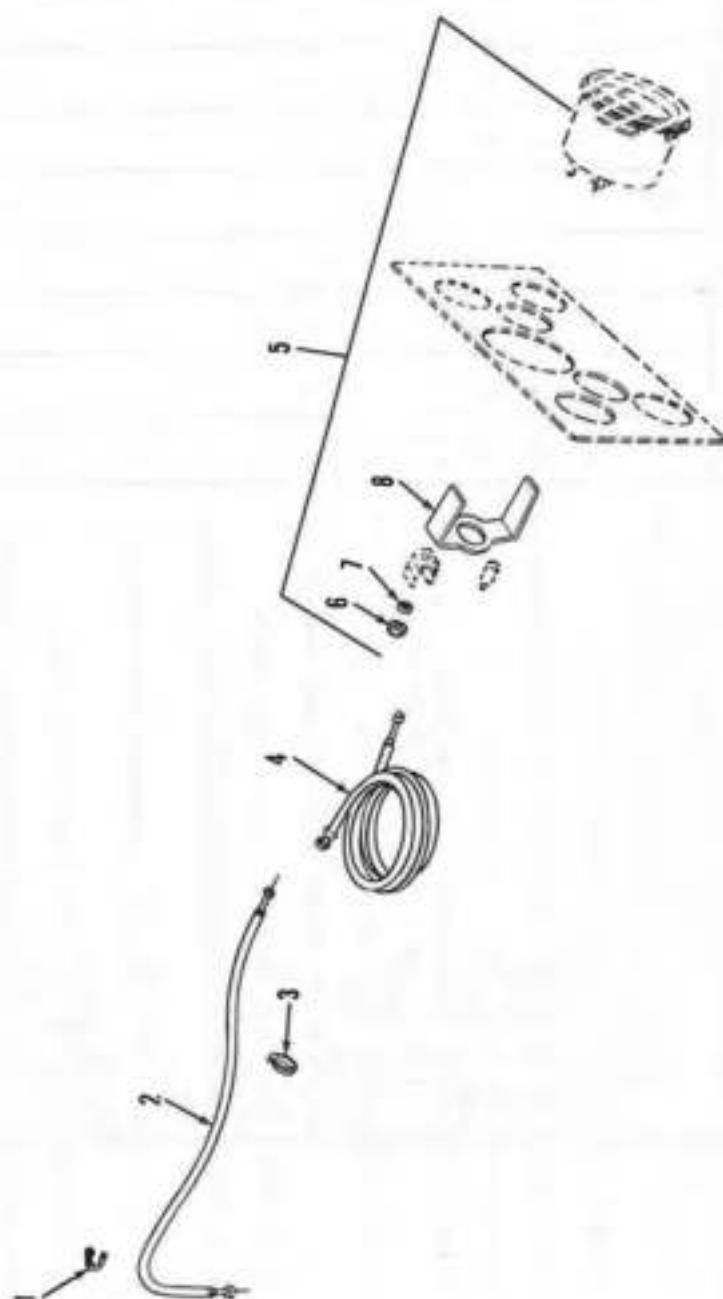


Figure 99. Speedometer and Cable



Section III. SPECIAL TOOLS AND EQUIPMENT  
DIRECT SUPPORT AND GENERAL SUPPORT MAINTENANCE  
REPAIR PARTS LIST AND SPECIAL TOOLS LIST  
(INCLUDING DEPOT MAINTENANCE ALLOWANCES)

TM 9-2320-2-7-34 P

(1) SMR Code	(2) Federal Stock Number	(3) Description  Reference Number & Mfr. Code	(4) Unit of meas	(5) Qty inc. in unit	(6) 30-day DS maint allowance			(7) 36-day GS maint allowance			(8) 1-yr also per 100 equip unit- ary	(9) Depot maint also per 100 equip	(10) Illustration	
					(a)	(b)	(c)	(a)	(b)	(c)			(a) Figure No.	(b) Item No.
					1-00	21-00	51-00	1-00	21-00	51-00				
		2604—SPECIAL TOOLS—Continued												
P-F	5120-795-0199	ADAPTER, PULLER: differential side bearing (used w / pullers-FSN 5120-795-0263 and FSN 5120-423-1596) 7950199 (19207)	EA	1	1	1	1	1	1	1	6		100	6
P-F	5120-473-7790	WRENCH, TUBULAR: pinion bearing lock nut 5380508 (19207)	EA	1	1	1	1	1	1	1	6		100	7
P-F	5110-473-7309	REFACER AND BURNISHER: water pump housing seat 6296135 (19207)	EA	1	1	1	1	1	1	1	6		100	8
P-F	5120-473-7507	REPLACER, SEAL: water pump shaft 5380462 (19207)	EA	1	1	1	1	1	1	1	6		101	1
P-F	5120-473-7003	DRIFT TRANSFER CASE BEARING CUP IN- STALLING: (used w / handle FSN 5120-473-7124) 5380449 (19207)	EA	1	1	1	1	1	1	1	6		101	2
P-F	5120-473-6939	ARBOR, IDLER SHAFT: transfer case 5380509 (19207)	EA	1	1	1	1	1	1	1	6		101	3
P-F		REAMER, FINISHING: intake valve guide stem hole 7950040 (19207)	EA	1	1	1	1	1	1	1	6		101	4
P-F	5120-795-0135	REPLACER, BEARING: steering knuckle flange 7950135 (19207)	EA	1	1	1	1	1	1	1	6		101	5
P-F	4910-473-7534	SLEEVE, ASSEMBLING: transfer case drive gear bearing roller 5380511 (19207)	EA	1	1	1	1	1	1	1	6		101	6
P-F	5120-795-0120	REMOVER, OIL SEAL: transmission transfer case and dif- ferential 7950120 (19207)	EA	1	1	1	1	1	1	1	6		101	7
P-F	5120-795-0700	REPLACER OIL SEAL: differential drive pinion 7950700 (19207)	EA	1	1	1	1	1	1	1	6		101	8
P-F	5120-795-0263	PULLER, BEARING: differential side (used w / adapter FSN 5120-795-0199 and puller FSN 5120-423-1596) 7950263 (19207)	EA	1	1	1	1	1	1	1	6		101	9
P-F	4910-795-0044	SPACER, BEARING PRE-LOAD CHECKING, DIF- FERENTIAL DRIVE PINION: 7950044 (19207)	EA	1	1	1	1	1	1	1	6		102	1
P-F	4910-473-7101	GAGE, TURNING RADIUS: adjusting, front axle 5380443 (19207)	EA	1	1	1	1	1	1	1	6		102	2
P-F	5120-795-0565	REMOVER AND REPLACER, BUSHING: steering gear bushing, (used w / handle FSN 5120-473-7124) 7950565 (19207)	EA	1	1	1	1	1	1	1	6		102	3
P-F		REAMER, FINISHING: exhaust valve guide stem hole 7950039 (19207)	EA	1	1	1	1	1	1	1	6		102	4
P-F	5120-795-0048	PULLER, GEAR, YOKE TYPE: transmission & gear Assy 7950048 (19207)	EA	1	1	1	1	1	1	1	6		1	5

**Section III. SPECIAL TOOLS AND EQUIPMENT**  
**DIRECT SUPPORT AND GENERAL SUPPORT MAINTENANCE**  
**REPAIR PARTS LIST AND SPECIAL TOOLS LIST**  
**(INCLUDING DEPOT MAINTENANCE ALLOWANCES)**

(1) SMR Code	(2) Federal Stock Number	(3) Description  Reference Number & Mfr. Code	(4) Unit of meas.	(5) Qty inc. in unit	(6) 30-day DS maint allowance			(7) 30-day GS maint allowance			(8) 1-yr slw per 100 equip ent- gcy	(9) Depot maint slw per 100 equip	(10) Illustration	
					(a)	(b)	(c)	(a)	(b)	(c)			(a) Figure No.	(b) Item No.
					1-20	21-50	51-100	1-20	21-50	51-100				
		2604—SPECIAL TOOLS—Continued												
P-F	1910-795-0051	LOCATOR, INTERLOCK: transmission gear shift rail 7950051 (19207)	EA	1	1	1	1	1	1	1	6		102	6
P-F	5120-795-0045	PULLER, MECHANICAL: valve seat insert 7950045 (19207)	EA	1	1	1	1	1	1	1	6		102	7
P-F	5120-707-9324	ADAPTER PULLER: removing steering wheel (used w / puller, FSN 5120-422-8570) 7079324 (19207)	EA	1	1	1	1	1	1	1	6		102	8
P-F	5120-473-7368	REMOVER AND REPLACER, BEARING: engine main upper shell 5380457 (19207)	EA	1	1	1	1	1	1	1	6		102	9
P-F	5120-473-7193	PLATE, AXLE DRIVE SHAFT PINION BEARING PULLER: 6296146 (19207)	EA	1	1	1	1	1	1	1	6		102	10
P-F	5120-473-7004	DRIFT, VALVE GUIDE REMOVING AND REPLACING: 5380456 (19207)	EA	1	1	1	1	1	1	1	6		103	1
P-F	5120-795-0046	REPLACER, VALVE SEAT INSERT: 7950046 (19207)	EA	1	1	1	1	1	1	1	6		103	2
P-F	4910-795-0043	LOCATOR, TIMING: gear cover 7950043 (19207)	EA	1	1	1	1	1	1	1	6		103	3
P-F	5120-473-7795	WRENCH, GOVERNOR ADJUSTING PRONGED SOCKET: 7079405 (19207)	EA	1	1	1	1	1	1	1	6		103	4
P-F	5120-422-8972	WRENCH, WHEEL BEARING NUT: 7081490 (19207)	EA	1	1	1	1	1	1	1	6		103	5
P-F	5120-473-7254	PULLER, TRANSMISSION REVERSE IDLER GEAR SHAFT: 6296132 (19207)	EA	1	1	1	1	1	1	1	6		103	6
P-F	5120-707-9783	ADAPTER, PULLER, SHACKLE BOLT:steering gear idler arm shaft 7079783 (19207)	EA	1	1	1	1	1	1	1	6		103	7
P-F	5120-473-6937	ARBOR, BUSHING INSTALLING: water pump 5380491 (19207)	EA	1	1	1	1	1	1	1	6		103	8
P-F	5120-473-6997	DRIVER PLUG BEARING: front axle shaft inner oil seal, front axle shaft inner bushing, and transfer case oil seal (used w / handle FSN 5120-473-7124) 5380444 (19207)	EA	1	1	1	1	1	1	1	6		103	9
P-F	5120-795-0042	PULLER, FRONT AXLE OIL SEAL AND BUSHING: inner 7950042 (19207)	EA	1	1	1	1	1	1	1	6		103	10
P-F	5120-592-3673	REMOVER, TIE ROD, SHOCK ABSORBER: 8687082 (19207)	EA	1	1	1	1	1	1	1	6		NI	

TM 9-2320-21

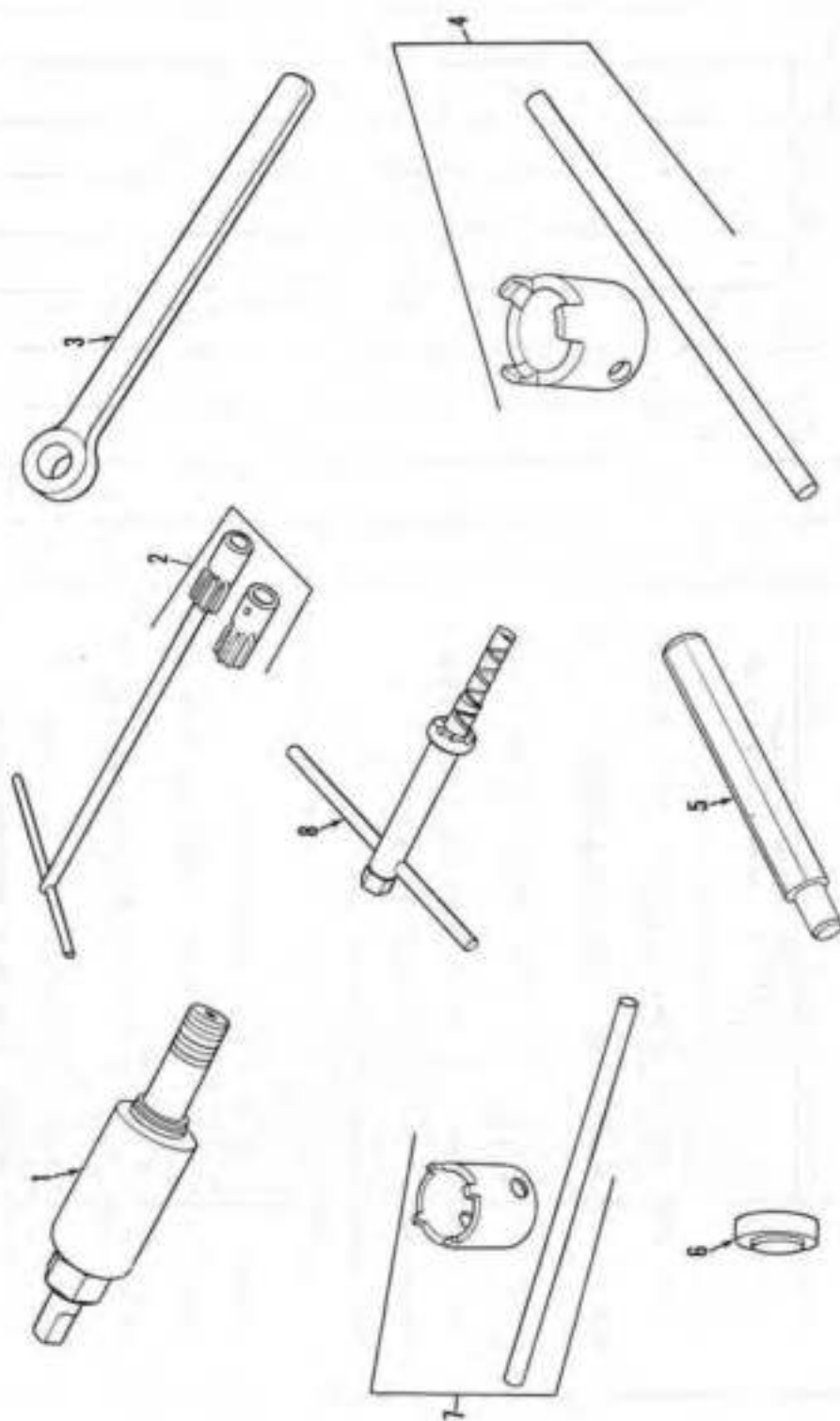


Figure 100. Special tools

AT 40767

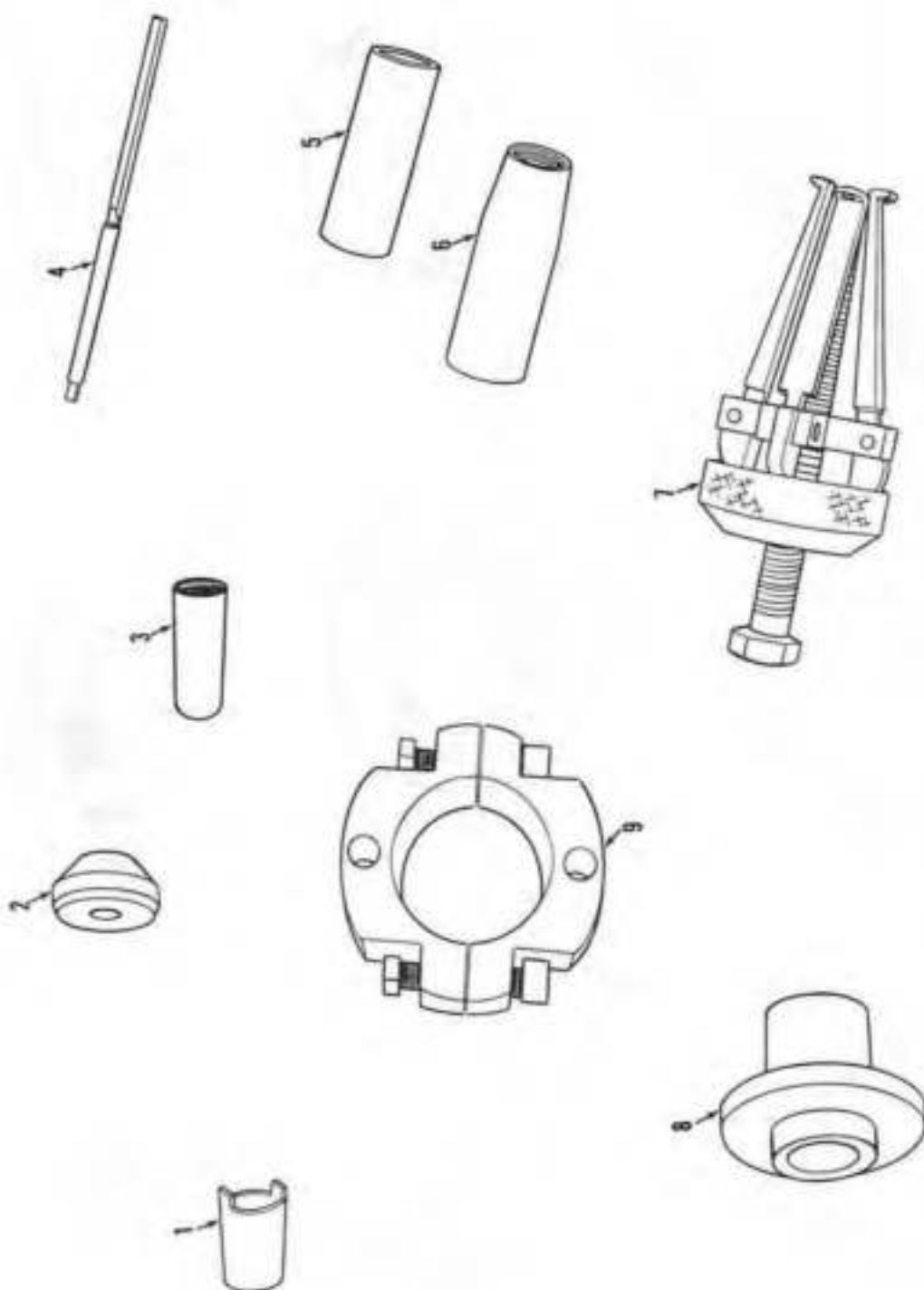
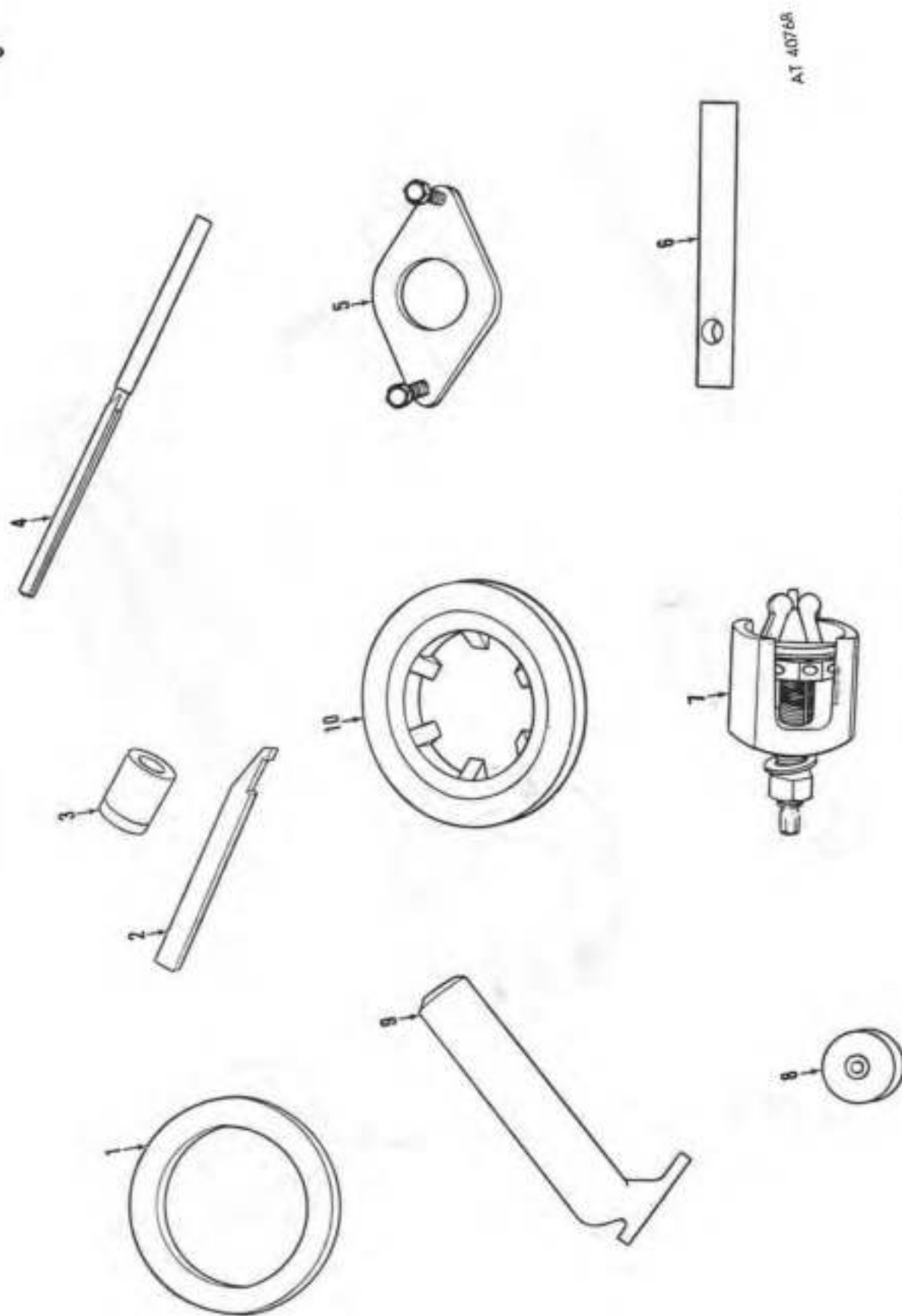


Figure 101. Special tools



AT 40768

Figure 102. Special tools

AT 40769

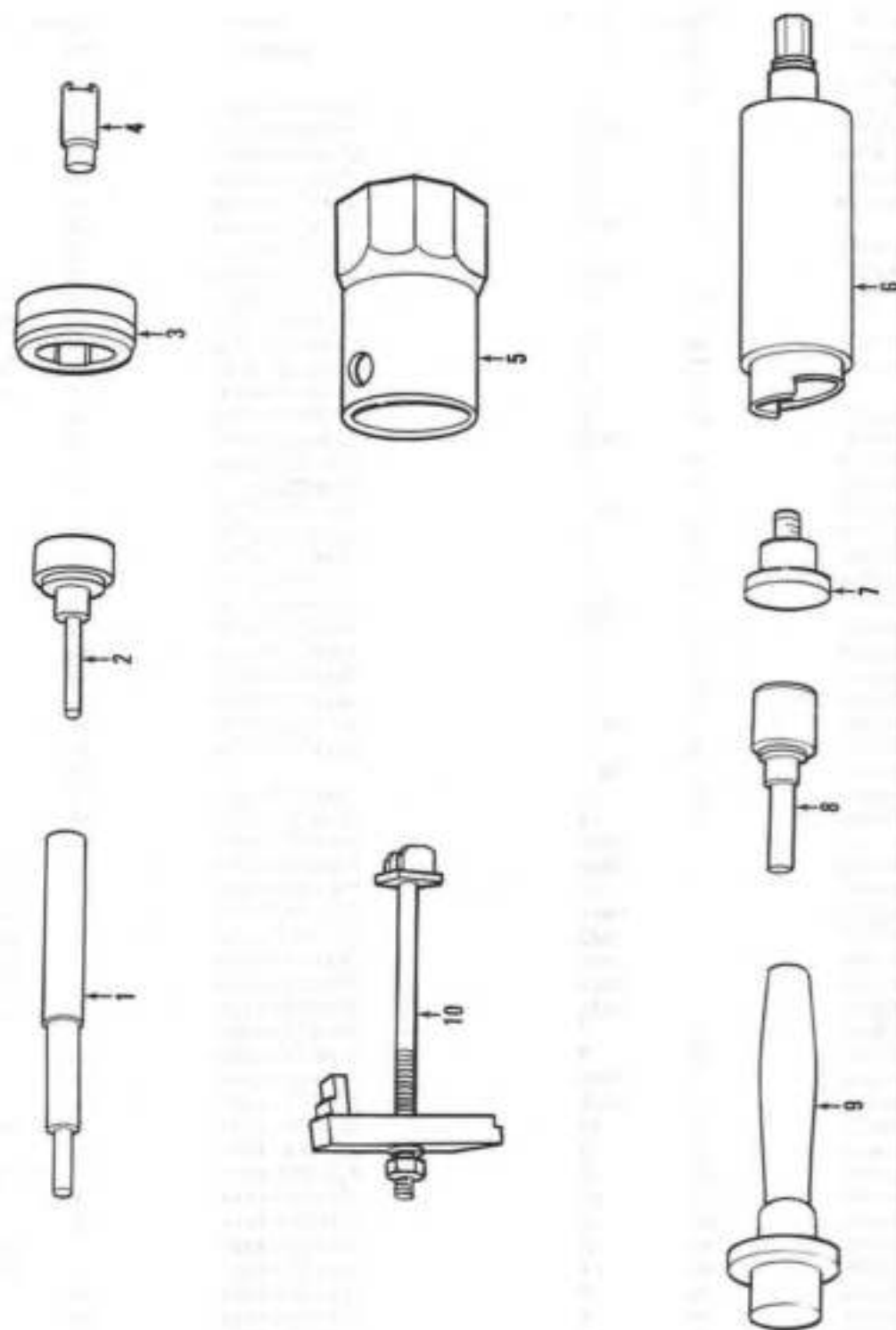


Figure 103. Special tools

# Section IV. INDEX—FEDERAL STOCK NUMBER AND REFERENCE NUMBER CROSS-REFERENCE TO FIGURE AND ITEM NUMBER

Stock Number	Figure No.	Item No.	Stock Number	Figure No.	Item No.
1560-210-9344	66	5		84	9
1660-025-3493	95	4	2510-735-0341	83	8
1660-225-3493		3303	2510-735-0343	84	7
2040-376-8205	13	12	2510-735-0345	83	15
2040-376-8205	61	25	2510-735-0347	84	12
2410-366-6590	14	26	2510-735-0352	84	12
		3307	2510-735-0355	83	5
2510-040-1903	77	1	2510-735-0364	84	5
2510-040-1907		1802	2510-735-0366	85	14
2510-040-1927	80	3	2510-735-0367	85	6
			2510-735-1353		0609
2510-040-1928	80	6	2510-735-1354	36	7
2510-040-1934	77	2	2510-737-2601	75	1
	77	17	2510-737-3326		1802
2510-179-3476	83	2	2510-737-3761	73	15
2510-368-4942		1805	2510-737-3765	73	6
2510-423-2744	59	7	2510-737-3766	73	12
2510-508-1087	68	2	2510-737-3767	73	12
2510-511-1696		1801	2510-737-3774	72	13
2510-511-1724	78	1	2510-737-3775	72	8
2510-512-9201	81	3	2510-737-3776	72	6
2510-564-7251	76	5	2510-737-3779	72	13
2510-567-3241		1801	2510-737-4729	91	2
2510-574-3929		1801	2510-737-4730	91	5
2510-622-3487	22	7	2510-737-4731	91	6
2510-622-3645	84	3	2510-737-4732	91	1
2510-622-3666	83	1	2510-737-4733	91	7
2510-622-4695		1801	2510-737-4734	91	10
2510-622-4701	78	9	2510-737-4736	91	14
2510-622-4707		2201		91	8
2510-693-0609	78	13	2510-737-4737	91	13
2510-700-5406	81	14	2510-737-4738	91	9
2510-700-5411		1802	2510-737-4739	91	4
2510-700-5414		1802	2510-737-4753		1802
2510-700-5417	78	2	2510-737-4766		1401
2510-700-5420		1801	2510-737-4773		1802
2510-700-5422		1802	2510-737-4774		1802
2510-700-5423		1801	2510-737-4776		1801
2510-700-5425		1801	2510-737-4778		1801
2510-700-5430		1805	2510-737-4779		1801
2510-700-5435	23	7	2510-737-4785	76	18
2510-700-5437	81	9	2510-737-4789	76	7
2510-703-2642		1805	2510-737-4790	76	7
2510-734-6910		1802	2510-737-4792	76	1
2510-734-6912	76	22	2510-737-4793		1801
2510-734-6914	76	8	2510-737-4795	76	6
2510-734-6923	81	15	2510-737-4799		1801
2510-734-6924	81	15	2510-737-4813	78	26
2510-735-0265	84	15	2510-737-4814	78	26
2510-735-0295	84	5	2510-737-4826		1801
2510-735-0296	84	14	2510-737-4827		1801
2510-735-0300	83	9	2510-737-4830	76	24
2510-735-0301	83	4	2510-737-4834	76	2
2510-735-0306	83	17	2510-737-4836	76	10
2510-735-0313	72	14	2510-737-4839	76	4
2510-735-0324	78	20	2510-737-4840		1801
2510-735-0326	78	21	2510-737-4948	77	14
2510-735-0333	83	14	2510-737-5407		1801
2510-735-0338		1812	2510-737-5408	76	9
2510-735-0340	83	3	2510-737-5804		1802



# Section IV. INDEX—FEDERAL STOCK NUMBER AND REFERENCE NUMBER CROSS-REFERENCE TO FIGURE AND ITEM NUMBER

Stock Number	Figure No.	Item No.	Stock Number	Figure No.	Item No.
2510-737-5805		1802		54	7
2510-737-6832	73	15	2520-423-2811	52	34
2510-737-8195	74	3		53	7
2510-739-9962		3303		54	8
2510-741-3292	71	4	2520-447-3406	49	33
2510-741-3293	71	3	2520-449-5525		2001
2510-741-3294	70	6	2520-449-5728		0801
2510-741-3295	70	2	2520-454-3998	13	2
2510-741-3301	70	14		63	23
2510-752-6596	34	5	2520-457-3453		0700
2510-754-0111		1802	2520-494-0156	89	26
2510-770-5729	79	13	2520-525-0608	50	15
2510-770-5746	73	9	2520-576-5281		0700
2510-770-5770	75	19	2520-594-0081	49	11
	82	2	2520-594-0083	49	12
2510-770-5778	75	20	2520-594-0084	49	8
2510-770-5780	69	4	2520-594-0088	49	4
2510-770-7250	77	15	2520-594-0090	49	26
2510-770-7252	77	15	2520-594-0091	49	14
2510-770-7255	77	2	2520-594-0092	50	19
2510-770-7257		1802	2520-594-0093	50	23
2510-770-7258	77	5	2520-594-0094	50	21
2510-770-7259	77	5	2520-594-0096	50	6
2510-770-7260	77	8	2520-594-0098	49	3
2510-770-7261	77	8	2520-594-0089	49	6
2510-770-7263	77	7	2520-601-5173	50	5
2510-770-7264	77	17	2520-622-3772	49	13
2510-770-7267	77	10	2520-622-4791	50	16
2510-770-7277		1805	2520-622-4792	50	18
2510-770-7283	81	4	2520-622-4793	50	13
		1801	2520-622-4796	50	25
2510-832-7954	81	5	2520-622-4797	50	24
2510-832-7955	81	17	2520-630-0902	89	1
2510-832-8006		1801	2520-630-3077	89	29
2520-025-6532	58	41	2520-649-6496	49	7
2520-025-6532	58	41	2520-654-1300	49	44
2520-040-1397	66	21	2520-654-1301	50	4
2520-040-1910		2001	2520-654-1307	49	40
2520-040-1937	12	15	2520-654-1310	49	7
2520-040-1939	12	22	2520-654-1312	49	21
2520-040-1946	12	14	2520-654-3457	50	1
2520-040-1956	49	1	2520-654-3458	49	1
2520-200-5427	89	21	2520-656-3629		0900
2520-217-8787	13	17	2520-658-8108	49	10
2520-217-9291	49	2	2520-674-9920		1812
2520-235-4776	58	37		75	4
2520-281-2426	58	45	2520-692-6055	50	23
2520-294-1196		0701	2520-700-1063	58	39
2920-296-0859	13	18			1102
2520-318-0899	56	12	2520-700-1064		1004
2520-358-9275	56	3	2520-709-1752	52	32
2520-368-4939	90	2	2520-709-1753	53	3
2520-374-3877	14	25		54	3
2520-379-3891	52	38	2520-709-1754	52	28
2520-396-0859	13	18	2520-715-7491	88	4
2520-423-1881	51	3	2520-733-7334		0900
2520-423-2588	59	28	2520-734-2494	52	35
	60	5		53	8
2520-423-2740	59	27		54	9
2520-423-2786	53	6	2520-734-2495	52	36

# Section IV. INDEX—FEDERAL STOCK NUMBER AND REFERENCE NUMBER CROSS-REFERENCE TO FIGURE AND ITEM NUMBER

<i>Stock Number</i>	<i>Figure No.</i>	<i>Item No.</i>	<i>Stock Number</i>	<i>Figure No.</i>	<i>Item No.</i>
2520-734-2495	53	9	2520-737-3639	50	18
	54	10	2520-737-3660	13	5
2520-734-2496	52	37	2520-737-3661	12	3
	53	10	2520-737-3663	13	20
	54	11	2520-737-3664	13	11
2520-734-2576	58	7	2520-737-3665	13	14
2520-734-2654		0900	2520-737-3666	13	13
2520-734-2858	52	14	2520-737-3667	13	7
2520-734-2859	52	13	2520-737-3689	49	14
2520-734-2860	54	13	2520-737-3705	52	4
2520-734-2861	53	11		53	17
2520-734-9076	12	13	2520-737-3706	56	1
2520-734-9142	61	1	2520-737-3707	56	10
2520-735-1062	52	47	2520-737-3708	56	10
2520-735-1101	56	13	2520-737-3709	56	11
	52	6	2520-737-3710	56	2
	53	16	2520-737-3711	60	1
2520-735-1116	54	19	2520-737-3712	60	12
2520-735-1126	52	18	2520-737-3714	58	1
2520-735-1129	52	16	2520-737-3716	60	6
2520-735-1130	55	1	2520-737-3717	60	6
2520-735-1131	55	2	2520-737-3721	51	7
2520-735-1134	52	26	2520-737-3730	55	8
2520-735-1142	58	13	2520-737-3731	54	14
2520-735-1143	58	13	2520-737-3732	54	16
2520-735-1145	58	13	2520-737-3741	57	1
2520-735-1146	58	13	2520-737-3747	59	22
2520-735-1147	58	13	2520-737-3748	59	22
2520-735-1148	58	13	2520-737-4742		1805
2520-735-1149	58	15	2520-737-4901	50	1
2520-735-1150	58	13	2520-737-4902	89	29
2520-735-1266	49	8	2520-737-4903	89	2
2520-735-1269	90	7	2520-737-4904	89	36
2520-737-2626	56	6	2520-737-4906	89	11
2520-737-2664	67	34	2520-737-4953		2001
2520-737-2674		2001	2520-737-4958		2001
2520-737-2674	88	3	2520-737-6460	12	12
2520-737-3384	12	5	2520-737-7472	90	6
2520-737-3391	49	44	2520-737-8242		2001
2520-737-3393	49	41	2520-741-1639	61	26
2520-737-3394	49	40	2520-741-1818		1004
2520-737-3397	49	12		58	14
2520-737-3398	49	10	2520-741-1820	58	18
2520-737-3608	49	11		58	18
2520-737-3611	49	46	2520-741-1825	54	6
2520-737-3615		0701	2520-741-1880	52	29
2520-737-3616	49	39	2520-741-1946		1002
2520-737-3619	49	13		58	9
2520-737-3620	49	28			1102
2520-737-3623	49	30	2520-741-2043	52	48
2520-737-3624	58	19	2520-741-2044	52	43
	58	19			2001
2520-737-3625	50	19	2520-741-2496	48	3
2520-737-3627	50	21	2520-741-3025		2001
2520-737-3629		0704	2520-770-5710		2001
2520-737-3630	50	4		88	2
2520-737-3631	50	25	2520-770-5711		2001
2520-737-3632	50	24		88	9
2520-737-3637	50	13	2520-770-5755	89	12
2520-737-3638	50	16	2520-770-5756	89	32

# Section IV. INDEX—FEDERAL STOCK NUMBER AND REFERENCE NUMBER CROSS-REFERENCE TO FIGURE AND ITEM NUMBER

<i>Stock Number</i>	<i>Figure No.</i>	<i>Item No.</i>	<i>Stock Number</i>	<i>Figure No.</i>	<i>Item No.</i>
2520-770-5757	89	24	2530-737-3796	67	3
2520-770-7278		1805	2530-737-3798	67	33
2520-770-7282	13	1	2530-737-4762	66	23
2520-776-5214	37	4	2530-737-4763	66	11
2520-832-7902	12	20	2530-737-4764	66	1
2520-887-1370	58	32	2530-737-4765	66	6
2520-930-6339		2001	2530-737-4769	67	20
2520-930-6339	89	16	2530-737-4801	67	24
2520-975-7081	48	3	2530-737-4802	67	18
2530-040-1913	62	5	2530-737-4804	67	11
2530-040-1938	67	35	2530-737-4951		2001
2530-287-8252	63	39	2530-737-5400	63	25
2530-298-2230	66	25	2530-737-5401	63	25
2530-391-0705		1204	2530-737-5402	64	19
2530-423-1835	61	22	2530-737-5403	67	1
2530-423-2697	64	4	2530-738-8452	64	17
2530-423-2719	59	32	2530-741-1823	52	10
2530-423-2731	59	31	2530-741-2646	61	10
2530-449-5530	63	34	2530-741-3019	67	36
2530-449-5542	59	18	2530-753-8366		1401
2530-454-1319	61	4	2530-770-5471	67	9
2530-454-4819	61	30	2530-770-5714	59	9
	52	9	2530-770-5742	67	32
2530-494-0176		2001	2530-770-5745	64	13
2530-495-2152	61	6	2530-774-5692	63	13
2530-495-7677	66	28	2530-832-8017		2001
2530-521-4406	66	14	2530-907-4174	95	24
2530-522-4139	63	33	2530-930-4940	85	9
2530-532-7888	61	19	2540-020-8591		3303
2530-597-0766	67	17	2540-027-2068		3303
2530-599-7187	67	21	2540-040-1926	79	2
2530-664-3897	61	2	2540-040-1947	76	20
2530-664-4854	61	38	2540-050-0810	93	13
2530-700-5426	77	4	2540-054-7201	93	12
2530-734-2413	64	14	2540-054-7202	93	1
2530-734-2417	58	42	2540-119-3908	95	11
2530-734-2418		1401	2540-137-3697	46	4
2530-734-2419		1401	2540-177-7850	95	21
2530-734-2573		1004	2540-177-7854	82	1
2530-734-2833	59	14	2540-177-9135	79	10
2530-734-2835	66	13	2540-200-1963	92	1
2530-734-8992	59	5	2540-216-6199		3303
2530-734-9051	66	28	2540-216-6199	97	9
2530-734-9056	59	21	2540-247-3298	96	1
2530-734-9057	59	21	2540-255-9212	93	14
2530-734-9097	59	34	2540-262-7576	93	11
2530-734-9098		1004	2540-301-7266		3303
2530-734-9219	61	7	2540-301-7272		3303
2530-734-9223	64	10	2540-310-1815	69	8
2530-734-9237	58	5			3303
2530-735-1201		2001	2540-454-5744		1802
2530-737-3718	63	20	2540-512-1939	84	4
2530-737-3749	61	16	2540-512-9200	81	2
2530-737-3752	62	9	2540-524-9623		2001
2530-737-3757	62	7			3003
2530-737-3782	63	21	2540-567-3254	79	1
2530-737-3786	66	3	2540-570-1369		3303
2530-737-3787	66	31	2540-570-1370		3303
2530-737-3789	66	19	2540-570-1371		3303
2530-737-3792	67	14			

# Section IV. INDEX—FEDERAL STOCK NUMBER AND REFERENCE NUMBER CROSS-REFERENCE TO FIGURE AND ITEM NUMBER

<i>Stock Number</i>	<i>Figure No.</i>	<i>Item No.</i>	<i>Stock Number</i>	<i>Figure No.</i>	<i>Item No.</i>
2540-572-0735	81	7	2540-737-6110	83	11
2540-572-0736	81	13	2540-737-6112	83	19
2540-572-0737	81	6	2540-737-6113	84	6
2540-572-0738	81	12	2540-737-6833	96	17
2540-621-3549	13	27	2540-737-6835	96	2
2540-622-3491	96	16	2540-738-7274		3303
2540-622-3580	96	18	2540-738-7275		3303
2540-622-4722	78	17	2540-738-7278		3303
2540-622-4727		1801	2540-741-3017	46	1
2540-692-8848	96	14	2540-752-4313	69	14
		3303	2540-753-7382		3303
2540-696-0250		1501	2540-770-0172	96	7
2540-696-0251		1501	2540-770-0240	96	5
2540-697-4102	84	10	2540-770-0242		3303
2540-700-1055	21	5	2540-770-0283		3303
	21	13	2540-770-5728	79	12
2540-700-5424	78	23	2540-770-5772		2001
2540-700-5440	81	10		87	4
		1810	2540-770-5773		2001
2540-703-2646		1806		87	7
2540-704-4253	69	9	2540-770-6198	21	14
2540-734-6928	79	3	2540-770-6202	21	15
2540-734-6929		1906	2540-770-6203	21	21
2540-734-6930		1806	2540-770-7285	81	1
2540-734-7504	81	8	2540-770-7288	92	2
	81	8	2540-771-7066		3303
2540-735-0273	84	1	2540-835-9039	69	1
2540-735-0275	83	6	2540-911-1885	82	5
2540-735-0278	83	12	2540-930-2044		0609
2540-735-0282	95	9	2540-952-7034	93	4
2540-735-0286	95	10	2590-040-1929		0613
2540-735-0287	95	2	2590-040-1930		0613
2540-735-0318	97	5	2590-040-1954		0613
2540-735-0325	82	3	2590-040-1955		0613
2540-735-0329	82	8	2590-050-8821		0607
2540-735-0330	82	7	2590-177-7783	95	13
2540-735-0332	95	7	2590-247-3301	82	9
2540-735-0344	95	16	2590-307-8856		0608
2540-735-0346	95	16	2590-314-0736	47	1
2540-735-1064	46	8		47	1
2540-735-1079	21	8	2590-318-0897	21	1
2540-735-1349	21	22	2590-318-0900	98	6
2540-735-1412		0611	2590-318-0901	98	6
2540-737-0265	84	16	2590-318-8202		3307
2540-737-3668	13	6	2590-318-8203		3307
2540-737-3737	69	5	2590-318-8204		3307
2540-737-3739	74	6	2590-349-3650		0611
2540-737-3740	74	6	2590-404-5924	95	13
2540-737-3744	76	14	2590-423-2036	46	6
2540-737-3745	76	17	2590-423-2616	21	10
2540-737-4740	91	12	2590-473-6331	80	1
2540-737-4741	91	11	2590-494-0176		2001
2540-737-4752	78	12	2590-475-2399	67	23
2540-737-4780		1801	2590-606-8503		0611
2540-737-4783	76	23	2590-622-3582	95	22
2540-737-4784	76	23	2590-678-6140		0611
2540-737-4787	76	19	2590-693-4170		0613
2540-737-4788	76	19	2590-693-4176	38	2
2540-737-4828	76	3	2590-600-5413	75	2

# Section IV. INDEX—FEDERAL STOCK NUMBER AND REFERENCE NUMBER CROSS-REFERENCE TO FIGURE AND ITEM NUMBER

<i>Stock Number</i>	<i>Figure No.</i>	<i>Item No.</i>	<i>Stock Number</i>	<i>Figure No.</i>	<i>Item No.</i>
	82	4	2805-274-3429	6	11
2590-711-5824		3303	2805-293-9694	6	3
2590-735-0305		0609	2805-306-5331		0102
2590-735-0388		0613	2805-308-8663	11	1
2590-735-1180	98	4	2805-350-7509		0102
2590-735-1181	98	5	2805-350-7511		0102
2590-735-1182		2210	2805-353-7887	7	9
2590-735-1184	98	3	2805-353-7897	8	14
2590-735-1185	98	7	2805-353-7950	7	6
2590-735-1186	98	1	2805-353-8084	7	38
2590-735-1187	98	2	2805-353-8093		0108
2590-735-1201		2001	2805-353-8122	6	2
2590-735-1206	47	8	2805-353-8126	7	7
2590-735-1211	21	9	2805-358-2704	3	9
2590-737-4841	47	10	2805-362-1239	7	3
2590-737-4953		2001	2805-362-3036	4	14
2590-741-2418		2001	2805-366-6394	7	5
2590-741-2462		2001	2805-366-6410	4	9
2590-741-3302	70	12	2805-366-6426	7	17
2590-741-5701	47	7	2805-366-6428	7	28
2590-741-6128	47	4	2805-366-6431	8	6
2590-752-6599		0607	2805-374-3889	7	14
2590-752-6601	34	1	2805-383-5875	4	15
2590-770-0187	86	3	2805-385-4129	4	16
2590-770-6200	21	2	2805-385-4133	4	13
2590-772-8126	87	1	2805-399-7093		0108
2590-776-4896	86	1	2805-423-2796	10	30
2590-777-6762		3303	2805-423-2797	10	22
2590-785-9090		3303	2805-423-3934		1401
2590-901-8126		3303	2805-423-3942	6	2
2590-981-2761		3303	2805-517-0835	4	10
2590-981-2762		3303			3307
2610-051-9266	65	2	2805-528-9189	7	30
2610-540-4719	65	1	2805-569-8900	7	10
2640-050-1229	65	3	2805-592-7542	6	4
2640-060-3550	65	4	2805-621-3920	7	2
2805-040-1312	11	16	2805-621-5566	1	3
2805-040-1386	18	10	2805-649-8548	1	1
2805-040-1386	63	4	2805-653-7333	10	12
2805-040-1936	8	19	2805-700-5407		0100
2805-172-9487	7	25	2805-700-5408		0105
2805-172-9755	7	1	2805-732-0616	10	6
2805-172-9797	5	1	2805-732-0632	9	7
2805-172-9848		0108	2805-734-6936	8	1
2805-172-9860	3	19	2805-734-7580		0104
2805-172-9861	3	17	2805-734-7581		0104
2805-173-0003	7	32	2805-734-7582		0104
	4	17	2805-734-7583		0104
2850-173-0111		0105	2805-734-7585		0102
2805-173-0382	8	10	2805-735-1223		0102
2805-173-0382	8	27	2805-736-4294		0105
2805-173-1682		0102	2805-736-6182		0308
2805-173-1683		0105	2805-737-3439	5	3
2805-173-1709	7	39	2805-737-3642	7	19
2805-173-1931	6	10	2805-737-3655	2	9
2805-173-1932	6	10	2805-737-3657	2	1
2805-214-2965	6	10	2805-737-3658	2	8
2805-251-1156	8	2	2805-737-3686	10	2
2805-270-3416	6	10	2805-737-4761	3	2
2805-273-0380	6	2	2805-741-0880	7	7

# Section IV. INDEX—FEDERAL STOCK NUMBER AND REFERENCE NUMBER CROSS-REFERENCE TO FIGURE AND ITEM NUMBER

<i>Stock Number</i>	<i>Figure No.</i>	<i>Item No.</i>	<i>Stock Number</i>	<i>Figure No.</i>	<i>Item No.</i>
2805-741-0932	9	15	2910-770-6199	21	18
2805-741-3010	10	5	2910-773-5782	15	4
2805-741-8229	6	9	2920-040-1919	30	20
2805-741-8518	6	9	2920-040-1920	30	23
2805-741-8521	6	9	2920-040-1921	30	14
2805-741-8576	6	9	2920-040-1922	30	17
2805-741-8577	6	9	2920-132-2264		0605
2805-770-2594	6	8	2920-177-9205		3307
2805-770-5718	4	7	2920-182-8988	31	12
2805-770-5761	7	4	2920-277-3765	31	30
2805-770-5787		0106	2920-322-9613		0608
2805-792-0837	7	8	2920-279-7377	31	18
2805-792-0838		0105	2920-287-9135	33	3
2810-314-8130	97	21	2920-288-3126	33	3
2815-392-2005	30	24	2920-289-7678		3307
2910-030-0729	14	16	2920-293-4380	27	9
2910-039-8224		3303	2920-294-3685	31	1
2910-040-1933		0301	2920-294-4050	29	5
2910-096-6169	14	1	2920-309-0373	33	1
2910-132-4056	14	6	2920-322-9613	30	10
2910-141-9758	17	10	2920-324-0371	31	19
2910-219-8942	17	5	2920-324-3686	31	17
2910-335-5660	14	39	2920-335-4660	30	25
2910-335-6540	19	6	2920-346-5775	30	30
	14	48	2920-350-2655	37	10
		0301	2920-350-5612	31	36
2910-358-4407	14	8	2920-353-7133	31	13
2910-360-8015	14	10	2920-353-7218	31	2
2910-363-1437	96	20	2920-353-7399	30	29
2910-366-6533	14	22	2920-353-7400	30	28
2910-366-6551	19	7	2920-364-5974	30	4
	14	47	2920-443-4843		0611
2910-366-6569		0301	2920-569-8901		0601
2910-384-8284	14	33	2920-569-8906		0601
2910-385-4172	17	7	2920-569-8907		3307
2910-423-2730	17	4	2920-606-9378	31	9
2910-423-2780	17	9	2920-620-3965	33	2
2910-495-1658	14	27	2920-640-7230	31	10
2910-495-1695		0301	2920-737-4744	27	7
2910-495-1695		0308	2920-737-4823	28	4
2910-495-1728	14	7	2920-737-4869	27	1
2910-520-8377	18	3	2920-737-4870	27	11
2910-520-8379	18	11	2920-737-4879	31	16
2910-520-8382	18	3	2920-737-4880	31	8
2910-535-5746		0308	2920-737-4892	31	35
2910-696-0253	20	1	2920-737-4897	31	24
2910-700-1068	14	3	2920-737-4931	30	3
2910-700-1069	19	14	2920-737-4965	28	2
2910-734-9042	21	16	2920-776-0409		0608
2910-735-1066	14	37	2920-800-7218	28	1
2910-735-1345	15	1	2920-818-8635		3307
2910-735-4014	97	14	2920-900-7993		3307
2910-737-2627	21	19	2920-903-9534	27	9
2910-737-3662	13	24	2930-142-0144	26	1
2910-737-4900	17	8	2930-200-1395	26	4
2910-737-4911	17	3			3307
2910-737-4912	17	1	2930-215-3687	25	2
2910-737-8079	14	11	2930-215-5121	25	7
2910-737-8122	14	2	2930-452-6120	24	11
	19	2	2930-624-6293	23	5



# Section IV. INDEX—FEDERAL STOCK NUMBER AND REFERENCE NUMBER CROSS-REFERENCE TO FIGURE AND ITEM NUMBER

<i>Stock Number</i>	<i>Figure No.</i>	<i>Item No.</i>	<i>Stock Number</i>	<i>Figure No.</i>	<i>Item No.</i>
2930-632-4048	25	1		53	15
2930-735-1074	25	2		54	18
2930-737-3690	23	14	3110-100-0754	64	8
2930-737-3691	23	15	3110-100-3119	53	4
2930-737-3692	23	4		54	4
2930-737-3693	23	1	3110-100-3535		2001
2930-737-3720	23	9		59	41
2930-741-3236	91	3	3110-100-3563	64	3
2930-741-8947		3303	3110-100-3635	58	11
2930-770-2588	24	10	3110-100-3703	89	27
2930-770-6194	26	3	3110-100-6153	52	19
2930-770-6210	24	1	3110-100-6156	89	20
2930-770-6211	25	3	3110-100-6182	50	27
2930-770-7281	24	9	3110-117-0633		0701
2940-141-9025	9	4	3110-117-4719	67	38
2940-176-5062	16	3	3110-120-4217	89	25
2940-202-9653	9	1	3110-142-4386	89	28
2940-454-3483	9	13	3110-142-4424	67	39
2940-658-2072	16	2	3110-143-7579	67	37
2940-741-3241	16	7	3110-151-8621	58	3
2940-770-5791	16	8	3110-151-9553	58	36
2990-040-1953	22	1	3110-155-6719	49	43
2990-074-8930	89	23	3110-158-6190	12	4
2990-213-1279		3303	3110-190-6660	49	45
		0308	3110-198-2494	52	44
2990-695-9230	19	1	3110-293-8438	49	16
2990-705-6237	22	3	3110-533-6783	49	45
	11	15	3110-540-4659	52	12
2990-737-3678	22	16	3110-554-5963	49	35
2990-737-3679	22	19	3110-734-2865	53	2
2990-737-3680	22	21	3110-734-2865	54	2
2990-737-3681	22	17	3110-737-3621	49	36
2990-737-3682	22	25	3110-741-1856		0900
2990-737-3683	22	5	3110-838-5033	14	38
2990-737-3684	22	14	3110-902-1690	49	32
2990-737-3685	22	18	3120-172-9865	7	13
2990-737-8236		0308	3120-353-3809	7	11
2990-741-2449	22	5	3120-353-7278	31	32
2990-770-5758	22	20	3120-358-3826	44	10
2990-798-0221	22	5	3120-496-2200		2001
3020-266-7679	7	27	3120-661-6743	13	21
3030-517-0828	26	2	3120-661-6744	4	18
		3307	3120-662-9349	7	12
3040-288-3208	88	7	3120-734-2500	52	33
3040-770-6206	21	15	3120-735-0304		1812
3110-040-1916	67	19	3120-735-1085	73	10
3110-100-0359	52	31	3120-735-1270	72	7
	54	17	3120-735-1270	73	3
	53	14	3120-736-7805	67	10
3110-100-0358	89	5	3120-737-3659	13	3
3110-100-0365	64	7	3120-737-3785	66	7
3110-100-0376	54	5	3120-741-1948	58	40
	53	5	3120-741-8578	6	9
3110-100-0540		2001	3830-737-8242		2001
	59	10	4010-129-6049		1810
3110-100-0567	64	5	4010-274-6816	87	8
3110-100-0574	58	2	4010-286-5696	87	10
3110-100-0603	58	12	4010-337-8278	87	9
3110-100-0737	89	6	4030-161-0354	87	11
	52	30	4030-274-3472		1810



# Section IV. INDEX—FEDERAL STOCK NUMBER AND REFERENCE NUMBER CROSS-REFERENCE TO FIGURE AND ITEM NUMBER

<i>Stock Number</i>	<i>Figure No.</i>	<i>Item No.</i>	<i>Stock Number</i>	<i>Figure No.</i>	<i>Item No.</i>
4030-274-6836		2001	4730-278-0191	10	11
4030-737-3735	68	5	4730-278-2064	17	6
4710-202-8396		0306	4730-278-3380	17	15
4710-227-5524	63	3		58	24
	18	8		67	12
	32	4	4730-278-3441	89	22
	32	7	4730-278-4694	10	19
4710-277-5525		3303	4730-278-4814	59	16
4710-289-0650		0106	4730-278-8866	63	7
4710-350-9886		0306	4730-278-8885	18	18
4710-595-1824		0106	4730-288-5176	3	7
4720-200-0632		0503	4730-288-8257	18	2
4720-235-4125		0503	4730-289-0147		3303
4720-495-0247	18	13	4730-289-0587	10	13
4720-518-6757	63	9		3	22
4720-640-5439		0503	4730-289-0591	3	18
4720-670-6037	17	12	4730-289-5176	25	6
		3303	4730-335-2574	22	1
4730-012-7951	9	6	4730-340-3393		3303
4730-013-7398	44	9	4730-353-7217	31	3
4730-013-7400	8	11	4730-359-3872		2001
4730-014-2431	18	7	4730-423-2774	63	11
4730-014-2427		0306	4730-423-2779	63	32
4730-014-2431		0306	4730-493-4192	44	7
4730-014-2432	63	30	4730-540-2612	9	12
4730-014-2434		0106	4730-554-7552	49	20
4730-018-9566	3	6	4730-604-0777	54	12
4730-036-4421	63	37	4730-640-1051		3303
4730-044-1487	96	12	4730-670-0515	10	15
	97	7			3303
4730-050-4203	72	3		19	13
	69	12	4730-735-1298	63	35
4730-050-4205	13	4	4730-737-3764	73	2
4730-050-4296		2001	4730-737-3777	72	4
4730-050-4208		0900	4730-737-3778	72	5
	59	17			2001
	66	4	4730-753-7473		3303
4730-050-4208	69	17			3303
	73	1	4730-840-1590		3303
4730-088-8665	12	21	4730-900-3296		3303
	52	23	4730-908-3193		3303
4730-090-9096		3303		24	3
4730-142-2175	24	5	4730-908-3195	17	11
4730-196-1972	3	21	4730-909-8627	24	7
4730-214-2431	63	2	4730-933-3744		3303
4730-202-7638	31	3	4730-997-6098		3303
4730-221-2137	11	2	4780-848-3496		3303
4730-221-6215	18	4	4820-026-8473		3303
4730-253-4413		3303	4820-174-0315	63	19
4730-266-0531	96	10	4820-242-4064	1	8
4730-277-5361		3303	4820-274-3646		3303
4730-277-5524	96	13			3303
	97	8	4820-304-9406	18	12
4730-277-7325	18	14	4820-304-9415	1	7
4730-277-8269	32	1	4820-726-4719	57	2
	63	18	4820-735-1087	60	2
	18	5	4820-741-6960		3303
4730-277-8273	9	5	4820-849-1220	23	13
4730-277-8732	10	26		3	23
	8	9	4910-473-7101	102	2

# Section IV. INDEX—FEDERAL STOCK NUMBER AND REFERENCE NUMBER CROSS-REFERENCE TO FIGURE AND ITEM NUMBER

<i>Stock Number</i>	<i>Figure No.</i>	<i>Item No.</i>	<i>Stock Number</i>	<i>Figure No.</i>	<i>Item No.</i>
4910-473-7534	101	6	5305-208-9327	87	12
4910-795-0043	103	3	5305-215-7324		0704
4910-795-0044	102	1	5305-225-8496	59	1
4910-795-0051	102	6	5305-225-8497		3303
5110-473-7275	100	2		89	15
5110-473-7309	100	8		25	5
5120-422-8972	103	5		52	42
5120-473-6937	103	8		7	16
5120-473-6939	101	3	5305-225-8498	13	15
5120-473-6997	103	9	5305-225-8509	10	27
5120-473-7003	101	2	5305-226-7768	59	37
5120-473-7004	103	1	5305-255-8499	7	21
5120-473-7124	100	5	5305-262-9679	59	39
5120-473-7193	102	10	5305-263-0591	78	19
5120-473-7254	103	6	5305-267-8974		1806
5120-473-7368	102	9	5305-269-2801		1810
5120-473-7441	100	1	5305-269-2803		2101
5120-473-7507	101	1		22	9
5120-473-7561	100	3		23	16
5120-473-7789	100	4		80	2
5120-473-7790	100	7		26	6
5120-473-7795	103	4	5305-269-2805		2101
5120-592-3673		2604	5305-269-2807	93	7
5120-707-9324	102	8	5305-269-2809	13	29
5120-707-9783	103	7	5305-269-2810	66	2
5120-795-0042	103	10	5305-269-2810	73	11
5120-795-0045	102	7	5305-269-3206	3	4
5120-795-0046	103	2	5305-269-3209	16	11
5120-795-0048	102	5	5305-269-3211		3307
5120-795-0120	101	7		25	10
5120-795-0135	101	5	5305-269-3212	53	13
5120-795-0199	100	6	5305-269-3213	12	6
5120-795-0263	101	9	5305-269-3214	13	23
5120-795-0565	102	3	5305-269-3215	24	2
5120-795-0700	101	8	5305-297-3273	31	5
5210-473-7561	100	3	5305-297-3276	31	37
5305-012-0233	27	2	5305-297-3278	31	38
5305-012-1832	75	5	5305-335-4449	55	5
5305-012-0648	13	33	5305-354-4754	44	1
5305-013-4581		1004	5305-358-5375	14	4
5305-013-8645	95	15	5305-358-5382	19	16
5305-016-7938	95	8	5305-362-1247	7	36
5305-016-7938	96	3	5305-364-2725	1	4
5305-017-5240	8	5	5305-364-2725	3	1
5305-018-1673	66	20	5305-366-6418	8	20
5305-018-1701	69	15	5305-402-9992	78	11
5305-033-6083	6	7	5305-406-5390	50	12
5305-042-6417	59	29	5305-435-4651	78	27
5305-044-4153	1	10	5305-438-0639	10	21
	59	35	5305-438-0639	28	7
5305-044-6556	78	22	5305-438-0639	75	18
5305-045-1988	12	8			3307
5305-059-8248	14	12	5305-457-9318	39	5
5305-059-8249	19	4	5305-494-0164	90	1
5305-068-0500		3303		89	7
5305-068-0502		3303	5305-494-0326	31	26
5305-068-0505		1812	5305-543-4925	19	12
5305-081-6676	94	1	5305-559-8145	30	16
5305-088-8332	76	13			3307
5305-145-0230	14	9	5305-614-0248	78	4

# Section IV. INDEX—FEDERAL STOCK NUMBER AND REFERENCE NUMBER CROSS-REFERENCE TO FIGURE AND ITEM NUMBER

Stock Number	Figure No.	Item No.	Stock Number	Figure No.	Item No.
5305-622-3503	90	5	5305-988-1730	9	9
5305-622-4781	75	7	5305-989-7434		3303
5305-622-9483	19	9		97	17
5305-638-0937		1802	5305-990-6444	30	11
5305-699-7002	76	21	5305-993-1848		1812
5305-700-5446	79	13	5305-995-3441		3303
5305-710-4190	77	16	5305-995-3444		1812
5305-710-4191	22	2	5306-012-0231		1812
5305-710-4192	13	26	5306-012-8412		1802
5305-710-4195	22	26	5306-012-8421	85	7
5305-710-4203	51	1	5306-017-8785	8	8
5305-716-8175	71	2	5306-019-1677	8	17
5305-716-8200	48	2	5306-042-3545	35	9
5305-724-5910	87	6	5306-042-3568	38	5
5305-725-4183	13	32	5306-050-0346	81	6
	68	7	5306-151-2066	64	23
5305-727-8817	67	31	5306-174-4174	5	6
5305-735-0179	12	1	5306-182-9307	47	11
5305-735-0362	96	6	5306-208-2318	56	7
5305-737-2623	58	20	5306-225-8496	63	26
	58	20	5306-225-8496	12	18
5305-737-4770	67	8	5306-225-8498	13	15
5305-737-4777	76	15	5306-225-9084	39	7
5305-737-4835		1801	5306-225-9086	4	12
5305-737-4835	76	12		79	6
5305-737-5096	30	15	5306-225-9087	7	22
5305-741-1570	52	27	5306-225-9088		1812
5305-752-4183	68	7	5306-225-9089		1812
5305-761-4227	2	13		85	3
	68	3	5306-225-9091		1812
5305-770-5709	88	10		79	16
5305-770-5739	15	2	5306-225-9095	67	13
5305-770-7254	77	3	5306-225-9098		1810
5305-781-7241	61	33	5306-225-9107		3307
5305-824-2279	94	1	5306-281-5137	61	3
		3303	5306-281-8248		1812
5305-840-6694		1801	5306-298-7833	62	2
5305-851-9414		3303	5306-298-7836	9	2
		1812	5306-366-6392	3	24
		3303	5306-366-6429	7	29
5305-855-0966		3307	5306-385-6716	72	15
5305-855-0973		3303		73	16
5305-883-0626		1812	5306-423-1759	61	17
5305-889-3002		3303	5306-436-1890	78	15
5305-939-1177	23	12	5306-437-7212	58	16
5305-941-3572	2	12	5306-492-9344	59	15
5305-957-6266		1801	5306-499-9202	64	25
5305-958-1721	64	15	5306-513-5871	78	27
5305-958-5253	7	31	5306-575-5413	72	1
5305-959-2724	64	16	5306-622-4789	50	8
5305-959-4159		3303	5306-622-4790	50	10
5305-984-5676	16	4	5306-638-8394	11	11
5305-984-5680	97	18	5306-721-5944		1812
5305-984-6193	45	2	5306-732-4143	61	5
5305-984-6193	30	1	5306-734-8987		1004
5305-984-6194	34	12	5306-735-1166	12	11
5305-984-6196		3303	5306-735-1254	61	39
5305-984-7341		1812	5306-735-1309	58	43
5305-984-7343		1812		58	43
5305-988-1721	64	15	5306-737-3677	22	22
5305-988-1726	8	16			

# Section IV. INDEX—FEDERAL STOCK NUMBER AND REFERENCE NUMBER CROSS-REFERENCE TO FIGURE AND ITEM NUMBER

Stock Number	Figure No.	Item No.	Stock Number	Figure No.	Item No.
5306-737-3770	73	5			3303
5306-737-4838		1801	5310-167-0680	48	1
5306-737-4874	37	9		72	12
5306-737-6831	73	5		73	13
5306-741-0913	4	1		78	23
5306-741-3291	70	18		87	14
5306-741-3296	71	1	5310-174-7392	55	6
5306-741-3303	70	7	5310-205-7782	75	6
5306-753-6996	79	7	5310-205-8331	31	34
5306-770-2669	3	14	5310-208-1547	69	2
5306-770-7266	77	11	5310-209-0786		3307
5306-770-7269	23	8		36	8
5306-781-7434		1812		59	36
5307-010-3203	11	10	5310-209-0787	11	8
5307-011-3240	10	9	5310-209-0965	12	9
5307-011-3247	14	42		27	12
	52	24		29	3
	61	27		5	4
5307-014-7716		0108		51	5
5307-017-9125	29	5		52	8
5307-017-9125	29	1		56	8
5307-206-3194	11	5		58	22
5307-227-1818	52	20		58	22
5307-423-5429	11	14		66	29
5307-735-1088	59	23		77	13
5307-735-1088	60	11		85	12
5307-737-4758		1802		68	10
5307-741-1817	58	21		29	3
5307-741-1918	58	26	5310-209-3476	62	3
5307-741-2187	58	21	5310-209-5116		1004
5307-752-6594	34	18	5310-220-6456	30	26
5307-770-5774		2001	5310-225-6616	7	23
	87	15	5310-261-7367	4	8
5307-774-4213	74	4	5310-262-3000	9	3
5310-010-7823	61	24	5310-262-5539	5	5
5310-012-0370	17	17	5310-262-8283	66	22
5310-012-0383	17	16	5310-264-4083	78	14
		3307	5310-275-3600	64	11
	60	9	5310-275-3683	63	14
5310-013-1044	14	13	5310-281-2426	58	45
5310-014-1211	58	8	5310-282-8866	31	7
5310-017-4916	98	12	5310-285-2170	52	46
5310-042-7640	74	2	5310-285-7037	94	2
5310-044-6248	67	40	5310-291-4509	62	4
5310-044-6494	2	11	5310-298-8904	63	36
5310-045-3296		1812	5310-333-7411		0308
	34	14	5310-350-5617	49	23
	93	9	5310-358-3789	3	3
	99	7	5310-359-0455	63	38
5310-045-3299	34	7	5310-360-6911	54	21
	75	11		52	2
5310-053-7804	64	20		53	20
5310-061-1258		3307		49	25
	21	3	5310-364-2728	3	8
5310-080-0978		3303	5310-375-0561	31	25
5310-080-6004	23	18		10	8
	16	9	5310-375-0561	12	17
5310-080-9786	35	10		13	16
5310-101-7823	61	24		15	3
5310-145-0224	14	24		16	13

# Section IV. INDEX—FEDERAL STOCK NUMBER AND REFERENCE NUMBER CROSS-REFERENCE TO FIGURE AND ITEM NUMBER

<i>Stock Number</i>	<i>Figure No.</i>	<i>Item No.</i>	<i>Stock Number</i>	<i>Figure No.</i>	<i>Item No.</i>
5310-407-9566		3307	5310-627-6128	61	40
		1812		93	6
		1810		36	9
	2	3		10	23
	22	12		12	7
	25	4		12	10
	26	5	5310-637-9541		1810
	28	8			2101
	4	11		12	19
	52	41		12	30
	59	2		13	8
	63	27		14	43
	67	25		95	5
	7	15	5310-637-9541	16	10
	70	10		19	8
	79	8		22	10
	89	14		23	17
5310-423-1770	72	11		25	8
5310-423-1770	73	14		37	11
5310-423-2583	64	9		44	4
5310-442-4556	31	28		50	9
5310-508-1086	68	1		53	12
5310-514-6674	39	8		54	24
	16	5		59	24
5310-527-4688		0108		61	12
5310-531-0204	6	6		61	37
5310-534-6760	30	32		66	32
5310-543-4385	37	8		73	8
	70	17		75	16
5310-557-8706	39	4		8	15
5310-559-0070	78	10		80	4
		3303		9	10
5310-579-0079		3303	5310-655-9781	11	7
5310-582-5965		1812			3307
		3303	5310-703-2640	62	1
	93	2	5310-721-7809	30	12
5310-584-5272	66	34	5310-728-2044		3303
	10	17	5310-732-0558		1004
	13	31		60	7
	19	13	5310-732-0558	47	5
	23	11		37	12
	27	6	5310-732-0559		1810
	3	15			2101
	59	12		60	10
	59	30		11	6
	69	7		13	9
	70	4		22	11
5310-584-5272	71	6		27	14
	87	3		53	21
5310-584-7762	10	28		59	25
	22	15		6	5
5310-584-7890	2	15		6	5
		3307		61	11
5310-594-8028	64	20		61	41
5310-595-6509	96	19		66	33
5310-596-7691	78	6		72	16
5310-596-7691	95	18		73	7
5310-596-7796	31	31		73	17
5310-596-7961	97	2		75	15
5310-622-3777	49	42		79	14

# Section IV. INDEX—FEDERAL STOCK NUMBER AND REFERENCE NUMBER CROSS-REFERENCE TO FIGURE AND ITEM NUMBER

Stock Number	Figure No.	Item No.	Stock Number	Figure No.	Item No.
	80	5		71	8
	89	8	5310-763-8911	87	13
	93	5	5310-767-0445		3303
5310-732-0059	14	44	5310-768-0318	1	12
	16	14	5310-768-0319	23	2
	90	4			1806
5310-732-0560	10	18		10	24
	13	30		28	5
	2	16		75	17
	59	13	5310-768-0321		3303
	66	35	5310-770-3757		0308
	68	11		79	17
	69	6	5310-770-5743	67	7
	70	3	5310-770-5757		1812
	71	7	5310-770-5781	68	9
5310-734-6905	76	11	5310-772-0442		3307
5310-734-8982	64	12	5310-797-6483		0609
5310-735-1043	45	1	5310-800-0659	58	28
5310-735-1053	66	26	5310-800-0695	58	28
5310-735-1139	89	33	5310-809-3079	2	14
	90	3	5310-809-3079	23	3
5310-735-1141	58	35	5310-809-3079	23	10
	58	35		70	5
5310-735-1195	11	13	5310-809-4058	11	9
5310-735-1290		1802		51	4
5310-737-3392	49	42	5310-809-4058	85	13
5310-737-3613		0701		89	34
5310-737-3614		0701	5310-809-5997	61	35
5310-737-3654	2	10	5310-809-5998		1812
5310-737-3738	69	3		10	16
5310-737-3794	67	2		2	5
5310-737-3795	67	22		27	6
5310-737-4728		2101		62	11
	75	14	5310-809-8540	54	20
5310-737-4868	27	5		52	3
5310-737-6462	56	4		53	18
5310-737-8194	58	23	5310-809-8546		1812
5310-737-8249	11	12	5310-813-0408	72	9
5310-741-0871	11	13	5310-820-6653	62	13
5310-741-1863	54	15		67	41
5310-741-1881	52	25		87	5
5310-741-1915	58	31	5310-838-1702	63	15
5310-741-1949	58	38	5310-842-1295	85	11
5310-741-2197	67	29	5310-842-1490	2	6
5310-741-3290	70	15		89	17
5310-752-6591	34	19	5310-853-9335	30	21
5310-761-0654	13	34	5310-861-6682	44	5
5310-761-6882		3307	5310-880-7744		1802
		1812	5310-880-7745	13	28
	96	6		22	4
	36	10		27	10
	61	34		51	6
	9	11		52	7
5310-763-8905	58	29		56	9
	58	29		61	13
	62	14		66	30
5310-763-8905	67	42		77	12
	70	16	5310-880-7746		1812

# Section IV. INDEX—FEDERAL STOCK NUMBER AND REFERENCE NUMBER CROSS-REFERENCE TO FIGURE AND ITEM NUMBER

Stock Number	Figure No.	Item No.	Stock Number	Figure No.	Item No.
	79	18	5315-262-8162	69	18
	10	7	5315-276-4892	8	3
	2	4	5315-290-6132	69	13
	22	13	5315-350-0196	89	3
	67	26	5315-366-6535	14	18
	7	33	5315-423-1821	61	14
	70	11	5315-423-2793	93	10
5310-880-7747	79	9	5315-576-0265	50	20
5310-880-7754	29	4	5315-616-5506	6	1
5310-880-8189	39	38	5315-616-5514	30	19
5310-889-2528	28	6	5315-616-5520	13	19
5310-889-2769	97	16	5315-616-5521	7	18
5310-891-1709	28	9	5315-616-5522	13	10
5310-891-1711	61	36	5315-616-5525	39	11
5310-902-9369	27	5	5315-616-5526	27	8
5310-929-6417	93	3	5315-616-5530	7	40
5310-934-9751	34	15	5315-616-5531	6	1
5310-934-9751	95	17	5315-653-5779	50	3
	99	6	5315-729-6989	4	6
	93	8	5315-734-6913		1801
5310-934-9757		3303	5315-734-8978	76	16
	34	6	5315-735-0277		1812
	75	12	5315-735-0280		1812
5310-939-0783		3307	5315-735-0283		1812
5310-950-0039	47	6	5315-735-1262	61	8
5310-950-4679	7	20	5315-737-3388	75	8
5310-975-2075		1812	5315-737-3601		0701
	21	4	5315-737-3633	50	17
	61	23	5315-737-3640		0704
5310-982-6496		1812	5315-737-3736	68	6
5315-011-2011	31	29	5315-737-3753	62	12
5315-011-9120	2	7	5315-737-3760		2001
	55	7	5315-737-4905	89	19
5315-012-0123	49	24	5315-741-1872	61	29
5315-012-4553		3307	5315-752-4316	69	10
5315-013-7214	58	30	5315-770-2600	7	35
	66	24	5315-770-7274	22	24
5315-013-7238	55	4	5315-816-1794	27	4
	68	4		22	23
	74	1	5315-839-5822		1812
	89	18		30	22
5315-014-4563	58	4	5315-842-3044	21	23
5315-014-4563	58	8	5320-013-6793		2001
	58	4	5320-914-7406	21	20
5315-050-5017	61	9	5325-174-9038		3303
5315-059-0201	66	12	5325-358-7900	31	21
5315-059-4168	13	22			3303
5315-187-9550	61	32	5325-734-6908		1802
5315-221-5350	97	11	5325-735-1352		0609
5315-236-8362	55	9	5325-752-5365	37	5
	72	10	5330-040-1941	15	4
	8	26	5330-040-1957		
	52	1	5330-133-2000	78	18
	53	19	5330-013-6793		2001
	54	22	5330-171-6833	49	29
5315-248-2434	3	10	5330-171-7741	58	33
5315-262-8122		0704	5330-172-9486	7	26



# Section IV. INDEX—FEDERAL STOCK NUMBER AND REFERENCE NUMBER CROSS-REFERENCE TO FIGURE AND ITEM NUMBER

<i>Stock Number</i>	<i>Figure No.</i>	<i>Item No.</i>	<i>Stock Number</i>	<i>Figure No.</i>	<i>Item No.</i>
5330-172-9762		0100	5330-737-3790	67	6
5330-179-0420	39	2	5330-737-4957		2001
5330-187-3635	31	4	5330-737-5410	67	28
5330-198-6199	30	6	5330-737-5999	4	2
5330-285-3784	52	39	5330-737-6461	56	5
5330-291-2868	89	9	5330-737-8122	19	2
5330-291-7947	59	40	5330-737-8241	10	10
5330-291-7951	64	2	5330-741-0947		0108
5330-291-9937	52	15	5330-741-1824	52	22
5330-297-6438	64	22	5330-741-1949	58	38
5330-297-7106	40	4	5330-741-3013	20	2
5330-350-0205		0102	5330-741-3025		2001
5330-350-5604	89	4	5330-752-9032	49	21
5330-350-5605	89	4	5330-770-2589	24	12
5330-353-8135		0106	5330-770-5876	89	13
5330-358-5687	14	21	5330-834-2912	8	21
5330-358-8629	49	18	5330-878-8433		
5330-362-1401	31	27	5330-930-6339		
5330-362-1422	10	31	5340-040-1935		1802
5330-362-3076	9	15	5340-050-1569	3	12
5330-362-3086	8	4	5340-050-1593	50	14
5330-366-6425	7	34	5340-054-1401	3	5
5330-366-6529		0308		3	13
	14	41	5340-054-1408	3	20
	14	41		59	26
5330-423-2743	59	8	5340-217-3092	50	26
5330-424-3475	23	6	5340-285-1805	22	6
5330-484-1618	57	3	5340-321-6366	67	27
5330-484-1618	60	3	5340-321-6372	67	16
5330-495-1757	14	2	5340-359-0959	61	31
5330-524-5135	45	4	5340-360-7579	50	26
5330-524-9623		2001	5340-423-2808	74	5
5330-528-2807	16	6	5340-454-2897		1802
5330-520-2589	11	4	5340-454-4760	73	4
5330-530-2747	10	29	5340-575-2381	10	10
	7	37	5340-597-6192	2	2
5330-530-8275	30	31	5340-597-7932	8	7
	30	2	5340-621-5537	72	2
5330-569-8979	4	16			3303
5330-579-7921	31	6	5340-653-5782	49	46
5330-599-8454	1	11	5340-657-9788	84	4
5330-621-4190	8	23	5340-696-0266	78	16
5330-640-9613	30	18	5340-700-5439	81	11
5330-692-6056	58	14	5340-700-5444		1810
5330-700-1054		0301	5340-734-2723	52	45
5330-721-5895	33	4	5340-734-6791	99	1
5330-734-6915		1801	5340-734-6792	99	3
5330-734-6965	29	2	5340-734-6902		1801
5330-734-9109	59	8	5340-734-9071	58	17
5330-735-0310		0609	5340-735-0270	96	4
5330-735-1235	89	30	5340-735-0368	83	18
5330-737-3618	49	31	5340-735-1255	61	15
5330-737-3628	50	22	5340-735-1265	62	8
5330-737-3645	7	24	5340-737-2602	75	9
5330-737-3654	2	10	5340-737-2603	75	10
5330-737-3672	8	13	5340-737-3635	50	11
5330-737-3727	52	17	5340-737-3759		2001

# Section IV. INDEX—FEDERAL STOCK NUMBER AND REFERENCE NUMBER CROSS-REFERENCE TO FIGURE AND ITEM NUMBER

Stock Number	Figure No.	Item No.	Stock Number	Figure No.	Item No.
5340-737-5780	72	17		8	22
5340-737-4781		1801	5905-777-8491		3303
5340-737-4786		1801	5910-161-8881	14	32
5340-737-4910	17	2	5910-358-6918	31	20
5340-737-4922	28	3	5910-667-5076	31	11
5340-738-5176		3303	5925-741-1479		0608
5340-741-1882	53	1	5925-776-2620	34	13
	54	1	5925-803-4424		3303
5340-741-2420		2001	5930-092-9511		0608
5340-741-2462		2001	5930-655-1513		3303
5340-741-2464		2001	5930-683-5554	86	2
5340-741-3297	71	9	5930-696-0258	43	3
5340-741-3300	70	8	5930-735-3523	86	4
5340-752-5934	95	25	5930-741-2642		0608
5340-752-6595	34	2			3303
5340-770-5775	75	22	5935-725-5365	36	5
5340-770-5776	75	21	5935-735-0594	38	1
5340-797-6484		0609	5935-772-0498	31	22
5340-803-7301	69	11	5935-833-8561	35	3
5340-832-7929	21	12	5935-900-6281		3303
5355-667-6071	61	20	5940-399-6676	35	1
5355-700-5418		1802	5940-549-6581	47	3
5360-205-4656	62	6	5940-549-6583	47	2
5360-205-4655	13	25	5940-734-8985	27	13
5360-205-4665	63	17	5945-789-3706	35	8
5360-240-1938	12	2	5961-856-1316		3307
5360-318-6622	30	7	5970-833-8562	35	2
5360-536-2617	21	11	5977-285-0009		0601
5360-597-4153			5977-503-2304	30	5
5360-734-7573			5977-736-9889		0603
5365-145-0244	14	35	5985-933-5008	22	8
5365-200-7415	31	15	6105-735-0349	96	23
5365-207-7638	31	3	6105-735-0350	96	23
5365-281-6459	30	27	6135-999-3276	66	2
5365-285-6942	49	9	6140-057-2553	47	9
5365-286-4414	49	5			1810
5365-321-6370	67	15	6150-260-5638	27	15
5365-362-8576	9	14	6150-735-1204	47	4
5365-366-6534	14	14	6210-295-0006	34	3
5365-366-6538	14	17	6210-699-9457	34	17
5365-423-2037	46	5	6210-738-4388	34	4
5365-423-2586	64	1	6220-145-1342	39	3
5365-622-3721	49	5	6220-181-2388	35	7
5365-622-3722	49	5	6220-283-9906	37	3
5365-622-3723	49	5	6220-296-0006	34	3
5365-622-3724	49	5	6220-337-6471	41	1
5365-653-5780	49	47	6220-368-4940	43	1
5365-735-0290	66	16		40	2
5365-735-1167		0900	6220-442-2023	35	5
5365-737-3603	49	5	6220-500-0437	41	2
5365-737-3604	49	5	6220-524-4351	42	1
5365-737-3759		2001	6220-621-5578	37	6
5365-737-3605	49	5	6220-622-3572	36	3
5365-741-1821	58	34	6220-622-3589	36	6
5365-770-2467	6	12	6220-634-8945	44	3
5365-832-7903	57	4	6220-643-4033	36	1
	60	4	6220-669-5623	40	1

# Section IV. INDEX—FEDERAL STOCK NUMBER AND REFERENCE NUMBER CROSS-REFERENCE TO FIGURE AND ITEM NUMBER

<i>Stock Number</i>	<i>Figure No.</i>	<i>Item No.</i>	<i>Stock Number</i>	<i>Figure No.</i>	<i>Item No.</i>
6220-695-1107	37	2	6625-321-6365		3307
6220-728-4388	34	4	6625-335-9512	34	11
6220-735-0309	42	2	6680-515-3457	45	3
6220-752-6018	36	2	6680-752-7479	99	2
6220-752-6018	41	5	6680-828-4394	99	4
6220-752-6020	40	5	6680-933-3599	99	5
6220-752-6030	38	4	6680-933-3600	34	8
6220-776-0505	37	1	6685-738-9566	44	6
6220-788-5887	39	1	6685-814-5271	44	6
6220-790-7780		0609		34	10
6240-019-0877	38	3	8115-333-1589	1	5
	40	3	8115-695-8941	1	9
	41	3	8315-737-3760	88	1
6240-019-3093	42	3	8340-205-3777	92	3
6240-044-6914	40	6	9320-735-0335	84	13
	39	6	9320-735-0339	84	8
6240-155-8714	34	16	9330-734-6903		1801
6240-295-2421	43	2	9330-737-4751		1802
6240-299-6931		0609	9340-240-6239	78	8
6240-387-7637	36	4	9340-240-6242	76	25
6240-419-3185	35	6	9390-298-5552	31	14
6240-504-0981	36	4	9905-202-3639	94	4
6240-696-0249	36	4	9905-205-2795	94	3
6620-056-9584	34	9			

# Section IV. INDEX—FEDERAL STOCK NUMBER AND REFERENCE NUMBER CROSS-REFERENCE TO FIGURE AND ITEM NUMBER

Reference No.	Mfg. Code	Fig. No.	Item No.	Reference No.	Mfg. Code	Fig. No.	Item No.
A223820	19207	20	64		96906	10	72
A323340	19207	9	63		96906	26	8
BB33338	50513	29	63	MS24665-419	96906	32	61
B308021137-1	14804		1004	MS24665-423	96906	4	55
CF206	81348	4	59		96906	4	68
C21P2	73370	4	9		96906	1	74
FFS210	81348	33	13		96906	18	89
FF583	81348	31	67	MS24665-429	96906	12	66
GPW18632	23040	4	9	MS24665-567	96906	18	69
GT97	19728	14	31	MS24665-283	96906	23	22
G125	24617	6	3	MS25231-313	96906	16	34
MCS47	19728	27	30	MS27151-19	96906	24	61
MIL-C62069 / 3AT	19207	7	35	MS27183-10	96906	9	11
MS1500-1	96906	12	69	MS27183-13	96906		1812
MS15001-1	96906	3	72	MS27183-14	96906	6	47
MS15001-3	96906	4	13	MS27183-16	96906	4	51
MS15003-1	96906	17	59		96906	13	85
	96906	4	66		96906	34	89
	96906	17	69	MS27183-17	96906	35	61
	96906	1	73	MS27183-18	96906	16	10
	96906		0900		96906	5	2
MS15570-1251	96906	3	38		96906	6	27
	96906	3	40		96906	11	62
	96906	3	41		96906		1812
MS15570-623	96906	3	42	MS27183-19	96906	14	2
MS15795-208	96906		1812		96906	3	23
MS15795-214	96906	9	16		96906	10	23
MS15795-214	96906	18	23		96906	5	70
MS16624-1050	96906	11	69	MS27183-25	96906	3	52
MS16626-87	96906	15	67		96906	18	53
MS19059-51	96906	19	52	MS27183-7	96906		1812
MS19059-55	96906	20	89	MS28775-245	96906	6	31
MS19060-20	96906	38	14	MS35000-1	96906	9	47
MS20066-230	96906	6	4	MS35058-21	96906		3303
MS20074-08-14	96906	23	64	MS35190-252	96906		1801
MS21083N12	96906		3307	MS35190-272	96906	13	76
MS21083N8	96906	5	27	MS35190-320	96906	16	64
MS24344-2	96906	8	34	MS35190-5	96906	31	7
MS24617-22	96906		1812	MS35191-273	96906		1812
MS24617-30	96906		3303	MS35191-276	96906		1812
	96906		1812	MS35206-242	96906		3303
MS24617-53	96906		3303	MS35206-245	96906	2	45
MS24621-29	96906		1801	MS35206-246	96906	12	34
MS24629-24	96906		3303	MS35206-248	96906		3303
MS24629-39	96906		3307	MS35206-277	96906	15	64
MS24649-45	96906		3303	MS35206-282	96906	16	8
MS24665-285	96906	4	27	MS35206-289	96906	9	9
MS24665-287	96906	7	2	MS35207-261	96906	11	30
	96906	7	55	MS35207-263	96906		3303
MS24665-353	96906		1812	MS35207-265	96906		1812
MS24665-355	96906	24	49	MS35207-266	96906		1812
MS24665-359	96906	30	58	MS35207-269	96906		3303
	96906	24	66	MS35214-23	96906	12	14
MS24665-376	96906	1	52	MS35219-3	96906		3307
	96906	19	53	MS35265-66	96906	12	19
	96906	22	54	MS35265-81	96906	9	19
	96906	9	55	MS35265-89	96906	33	61

# Section IV. INDEX—FEDERAL STOCK NUMBER AND REFERENCE NUMBER CROSS-REFERENCE TO FIGURE AND ITEM NUMBER

Reference No.	Mfg. Code	Fig. No.	Item No.	Reference No.	Mfg. Code	Fig. No.	Item No.
	96906	41	67	MS35847-2	96906		3303
	96906	5	87	MS35909-1	96906	3	33
MS35338-37	96906	15	2	MS35909-2	96906	3	33
MS35339-24	96906	12	30	MS3591-13	96906	21	30
MS35340-43	96906	20	7	MS39021-1	96906	5	99
MS35343-1	96906	1	9	MS39158-3	96906		3303
MS35387-1	96906	3	94	MS39162-2	96906		3303
MS35387-2	96906	4	94	MS39171-3	96906		3303
MS35388-11	96906	1	65	MS39230-3	96906		3303
MS35478-1683	96906	6	39	MS39338-4	96906	7	99
	96906	6	40	MS45904-60	96906	10	35
MS35490-20	96906		3303		96906		3303
MS35492-78	96906		1812	MS45904-68	96906	6	28
MS35648-10	96906	13	3	MS45904-76	96906	3	21
MS35648-12	96906	20	3		96906		3307
	96906	26	59	MS45904-78	96906		3303
MS35648-5	96906	14	50	MS49005-10	96906	21	12
MS35649-282	96906	15	34	MS49005-10	96906	15	17
	96906	12	75		96906	23	52
MS35650-102	96906	17	95		96906	24	58
	96906	6	99		96906	24	58
MS35650-302	96906	15	34		96906	12	67
	96906	8	93	MS49005-8	96906	6	25
MS35690-31	96906	16	12		96906	7	3
MS35690-408	96906	5	44	MS50174-1	96906		0611
	96906	6	95	MS51071-13	96906	2	99
MS35690-431	96906	7	11	MS51072-13	96906	4	99
MS35690-525	96906	18	79	MS51085-5	96906	4	97
MS35691-21	96906	4	21	MS51096-415	96906	12	23
	96906	23	61	MS51108-118	96906	12	2
	96906		1812	MS51113-1	96906		0608
MS35691-25	96906	36	61	MS51114-1	96906	19	31
MS35691-57	96906	15	63	MS51307-2	96906		0609
MS35691-9	96906	9	28	MS51310-1	96906		3307
MS35692-37	96906	6	2	MS51329-1	96906	1	40
MS35751-41	96906		1812	MS51330-1	96906	1	38
MS35751-43	96906	7	79	MS51330-1	96906	1	41
MS35751-44	96906		1812	MS51375-1	96906	2	65
MS35751-45	96906		1812		96906	4	65
MS35756-12	96906	10	13	MS51967-11	96906	38	59
MS35756-13	96906	18	7	MS51967-14	96906	12	1
MS35756-14	96906	19	13	MS51967-2	96906	10	36
MS35756-15	96906	40	7	MS51967-2	96906	34	61
MS35756-17	96906		3307		96906	11	9
MS35756-24	96906	1	6		96906		1812
MS35756-30	96906	1	6	MS51967-5	96906	9	79
MS35756-6	96906	19	30		96906		1802
MS35756-8	96906	8	27		96906		1812
MS35756-9	96906	11	59	MS51967-8	96906	12	37
MS35769-18	96906	21	8		96906	7	60
MS35782-5	96906	13	23		96906		1004
	96906	23	3	MS51967-9	96906	34	13
MS35842-10	96906	11	17	MS51968-11	96906	28	13
MS35842-12	96906	3	24		96906	4	22
	96906		3303		96906	10	27
MS35842-3	96906	7	24		96906	4	29
MS35842-4	96906		3303		96906	6	51

# Section IV. INDEX—FEDERAL STOCK NUMBER AND REFERENCE NUMBER CROSS-REFERENCE TO FIGURE AND ITEM NUMBER

<i>Reference No.</i>	<i>Mfg. Code</i>	<i>Fig. No.</i>	<i>Item No.</i>	<i>Reference No.</i>	<i>Mfg. Code</i>	<i>Fig. No.</i>	<i>Item No.</i>
MS35292-46	96906		3307		96906	19	12
MS35292-62	96906		3307		96906	30	12
MS35292-87	96906	26	13		96906	8	13
MS35298-64	96906	7	93		96906	43	14
MS35333-37	96906		3303		96906	10	16
MS35333-38	96906	10	78		96906	8	19
	96906		3303	MS35338-46	96906	10	22
MS35333-46	96906	8	37		96906	17	23
	96906	17	70		96906	8	25
MS35335-19	96906	8	36		96906	11	37
MS35335-21	96906	40	61		96906	4	44
	96906	6	93		96906	9	50
MS35335-31	96906		3307		96906	12	53
MS35335-33	96906	8	11		96906	24	54
	96906	36	59		96906	24	59
	96906		3307		96906	12	61
MS35335-34	96906	8	39		96906	37	61
MS35335-35	96906	40	61		96906	32	66
MS35335-37	96906		1004		96906	8	73
MS35335-39	96906	28	58		96906	16	75
	96906	28	58		96906	15	8
MS35335-40	96906	14	63		96906	4	80
					96906	10	9
MS35337-44	96906		3303		96906	5	95
MS35337-45	96906		3307		96906		1810
MS35338-29	96906	34	66		96906		2101
MS35338-33	96906	9	36	MS35338-47	96906	9	12
MS35338-42	96906	7	34		96906	12	27
	96906	11	75		96906	3	29
MS35338-43	96906	14	34		96906	4	5
	96906	9	93		96906	5	51
	96906		1812	MS35338-47	96906	8	52
MS35338-44	96906		1812		96906	8	56
MS35338-45	96906	8	10		96906	22	58
	96906	17	12		96906	22	58
	96906	16	13		96906	10	60
	96906	3	15		96906	29	66
	96906	13	16		96906	10	68
MS35338-45	96906	3	2		96906	13	77
	96906	12	22		96906	12	85
	96906	4	25	MS35338-48	96906	17	10
	96906	5	26		96906	31	13
	96906	8	28		96906	11	23
	96906	11	4		96906	6	27
	96906	41	52		96906	15	3
	96906	2	59		96906	12	59
	96906	27	63		96906	30	59
	96906	25	67		96906	7	69
	96906	15	7		96906	4	70
	96906	10	70		96906	6	71
	96906	8	79		96906	3	87
	96906	14	89		96906	1	48
	96906		1810		96906	12	72
	96906		1812		96906	14	73
MS35338-46	96906	23	10		96906	25	78
	96906	7	12	MS35338-49	96906	14	87
	96906	10	12	MS35338-50	96906	13	62



# Section IV. INDEX—FEDERAL STOCK NUMBER AND REFERENCE NUMBER CROSS-REFERENCE TO FIGURE AND ITEM NUMBER

<i>Reference No.</i>	<i>Mfg. Code</i>	<i>Fig. No.</i>	<i>Item No.</i>	<i>Reference No.</i>	<i>Mfg. Code</i>	<i>Fig. No.</i>	<i>Item No.</i>
MS51968-14	96906	7	52	MS53052-1	96906	1	80
	96906	13	61	MS75004-1	96906	3	47
	96906	30	66	MS75004-2	96906	2	47
	96906	18	10	MS90708-200	96906	9	49
	96906	30	13	MS90725-109	96906	10	1
	96906	16	2	MS90725-113	96906	29	59
	96906	13	59	MS90725-139	96906	2	48
	96906	35	66	MS90725-162	96906	6	87
	96906	11	68	MS90725-31	96906	18	12
MS51968-14	96906	6	69		96906	1	59
	96906	3	70		96906	26	63
	96906	7	71	MS90725-32	96906	5	25
MS51968-2	96906	24	10		96906	15	89
	96906	2	23		96906	42	52
	96906	5	28		96906	16	7
MS51968-20	96906	17	75		96906		3303
	96906	12	77	MS90725-33	96906	15	13
	96906		1806	MS90725-34	96906	21	7
	96906	29	58	MS90725-45	96906	26	10
	96906	29	58	MS90725-55	96906	4	3
	96906	14	62	MS90725-6	96906		3303
	96906	42	67	MS90725-60	96906	10	25
	96906	16	70		96906		3307
	96906	8	71	MS90725-61	96906	13	53
MS51968-5	96906	7	10	MS90725-62	96906	6	12
	96906	4	2	MS90725-64	96906	23	13
	96906	13	22	MS90725-65	96906	2	24
	96906	26	67	MS90725-87	96906	8	12
	96906	11	70	MS90726-111	96906	13	2
	96906	33	7		96906	3	68
	96906		1801	MS90726-113	96906	32	13
	96906		1810		96906	16	69
	96906	6	11		96906	37	59
MS51968-8	96906	9	13		96906	7	68
	96906	11	22	MS90726-123	96906	2	71
	96906	14	27	MS90726-31	96906	12	4
MS51968-8	96906	21	53		96906	6	79
	96906	25	59	MS90726-32	96906	22	7
	96906	5	6	MS90726-33	96906		1812
	96906	11	61	MS90726-34	96906		1812
	96906	41	61	MS90726-36	96906	16	79
	96906	33	66		96906		1812
	96906	16	72	MS90726-40	96906	13	67
	96906	7	73	MS90726-43	96906		1810
	96906	17	73	MS90726-5	96906		1812
MS51971-2	96906	15	75	MS590726-58	96906		1810
	96906	14	79	MS90726-60	96906	9	22
	96906	8	89		96906	16	23
	96906	5	93		96906	6	26
	96906		2101		96906	7	39
	96906		3303		96906	2	80
	96906		3303		96906		2101
	96906	13	87	MS90726-62	96906		2101
	96906	20	64	MS90726-66	96906	29	13
MS51983-2	96906	17	64	MS90726-68	96906	11	73
MS53044-2	96906	19	64	MS90726-8	96906		1806
MS53045-2	96906	14	93	MS90726-85	96906	16	77
MS53048-10	96906						



# Section IV. INDEX—FEDERAL STOCK NUMBER AND REFERENCE NUMBER CROSS-REFERENCE TO FIGURE AND ITEM NUMBER

Reference No.	Mfg. Code	Fig. No.	Item No.	Reference No.	Mfg. Code	Fig. No.	Item No.
MS90726-86	96906	2	22	113935	21450	22	89
MS90726-90	96906	26	22	1140975	12204	16	3
MS90726-97	96906	1	31	115574	21450	4	19
MS951968-8	96906	44	14	11598926	19207	2	39
NP63042	12204	3	55	11598927	19207	4	39
RPC271	81348	10	87	11613632	19207	5	35
RRW410	81348	8	87	11630528	19207	4	35
SET-12	75174		0102	11630590	19207		0607
V102	81300	2	26	11631857	19207	1	28
ZZH428	24161		0503	117984	12204	1	6
1G636HX	19728	36	31	117985	12204	1	6
1G90	19728	31	31	1188668	12204	4	67
1009515037-016-1	70898	34	31	1190446	12204	5	17
101-172	71500		0308	119209	21450	35	89
101-178	71500	11	19	1197018	12204	15	76
101-179	71500	29	14	1197138	12204		1801
101-203	71500		0308	119928	31007		3303
103203	19207	10	11	1199902	12204	4	75
103373	12204	12	13		12204		1812
	12204	25	61	120214	12204	20	96
105A35	71500		0308	120233	21450	2	27
105456	12204	3	57	120322	21450		3303
	12204	3	60	120368	12204	21	96
105483	21450	5	24	120369	21450	14	16
1067056	12204	13	4		21450	5	80
1067057	12204	13	4		21450	4	90
1067058	12204	5	4		21450		1810
1067059	12204	5	4	120370	19207	9	56
1067060	12204	4	4	120375	12204	11	97
1067061	12204	4	4	120376	31007	9	85
1067062	12204	16	4	120377	12204	5	47
1067063	12204	16	4	120387	21450	28	10
1067120	12204	3	4	120391	19207	19	95
1067121	12204	3	4	120394	12204	6	47
1070743	77500	18	19	120395	13190	4	85
1075652	12204		0308	120424	12204	5	66
10862173	19207	12	17	120520	21450	7	8
108629	12204	10	85	120614	21450		1812
1088602	81043	26	7	120622	21450		3303
1088603	12204	25	7	120640	12204	2	66
10886428	21450	26	31	120703	12204	10	96
10906314	19207		3307		12204	10	97
10935279	19207	23	89	120742	21450		1812
1094739	19207		3307	120879	21450		3303
10950808	19207	9	27	121637	21450	2	93
11B1865	71500	13	19	121661	12204	3	85
11B79	71500		0301	121728	12204	11	85
112011	21450	29	31	121741	47904	20	21
1124959	12204	6	7	121744	21450	2	94
1224984	12204		0100	121832	12204	5	75
1125444	12204	16	58	121926	12204	1	44
1127-11	88044	4	31	122119	21450	11	16
113175	24617		3303	122138	21450	23	54
113240	21450	9	10	122253	12204	15	27
113247	12204	42	14	122408	12204	35	59
	12204	24	52	123-475	71500	36	14
	12204	27	61	123461	21450	21	10
1139291	12204	28	89	123461	21450	7	28

# Section IV. INDEX—FEDERAL STOCK NUMBER AND REFERENCE NUMBER CROSS-REFERENCE TO FIGURE AND ITEM NUMBER

<i>Reference No.</i>	<i>Mfg. Code</i>	<i>Fig. No.</i>	<i>Item No.</i>	<i>Reference No.</i>	<i>Mfg. Code</i>	<i>Fig. No.</i>	<i>Item No.</i>
123461	21450	18	75	1273996	12204	16	96
123473	12204	15	96	1274004	12204	22	96
123480	21450	24	30	1274006	12204	1	96
123499	12204	8	22	1274015	12204	6	97
123605	12204	12	87	1274028	12204	5	86
1243634	21450	24	78	1274485	12204	13	69
125250	21450	17	89	1274520	12204	18	61
125312	21450	2	69	1274556	12204	20	10
125913	19207	9	60	1274704	12204	3	18
	21450		3307	1274708	12204	11	18
1263426	12204	19	49	1274763	12204	3	18
1263674	12204	32	49	1274903	12204	15	10
1268318	12204	9	68	1274913	12204	9	18
1268339	12204	2	51	1274913	12204	16	18
1268397	12204	13	17	1275691	12204	5	90
1268694	12204	12	63	1276997	12204	6	91
1268695	12204	10	63	1277116	12204	1	78
1268696	12204	33	63	1277451	12204	4	79
1268697	12204	31	63	1277636	12204		1801
1268699	12204	28	63	1277638	12204		1801
1268700	12204	6	63	1277668	12204	23	78
1268701	12204	8	63	1277714	12204	9	78
1268702	12204	8	63	1277734	12204	3	78
1268703	12204	16	63	1277735	12204		1802
1268747	12204	2	72	1277785	12204	5	91
1269039	12204	4	47	1277878	12204	6	81
1269283	12204	17	49	1277879	12204	12	81
1269605	12204	27	13	1277899	12204	27	78
1269770	12204	1	16	1277900	12204	27	78
1269984	12204	11	47	1278252	12204		2201
1270168	12204	2	89	1278271	12204		1801
1270168	12204	10	89	1278272	12204		1801
1270174	12204	31	89	1278319	12204		1805
1270175	12204	27	89	1278322	12204	3	75
1271277	12204	3	1	1278595	12204	10	79
1271714	12204	6	37	1279333	12204	17	78
1272090	12204	25	10	127951	12204	6	9
1272091	12204	12	10	1279646	12204		1812
1272138	12204	2	32	1279799	12204		1801
1272189	12204	16	27	1279925	12204	5	76
1272531	12204	24	63	1279979	12204	18	78
1272541	12204	6	18	128014	12204	6	55
1272542	12204	17	18	128412	24617		1802
1272544	12204	19	18	128421	24617	7	85
1272546	12204	19	18	131044	12204	13	14
1272548	12204	20	18	131096	12204	12	30
1273351	12204	9	77	1312143	12204	13	4
1273352	12204	9	77	1312151	12204	5	4
1273411	12204	1	46	1312159	12204	4	4
1273522	12204	18	64	1312615	12204	13	4
1273643	19207	21	64	1312616	12204	5	4
1273663	12204	17	13	1312617	12204	4	4
1273832	12204	6	22	1312618	12204	16	4
1273833	12204	7	22	1312619	12204	3	4
1273979	12204	13	95	131390	24617	31	52
1273980	12204	13	95	131390	24617	17	54
1273988	19204	11	95	1314310	12204	23	67
1273989	12204	12	95	131516	12204	3	93

# Section IV. INDEX—FEDERAL STOCK NUMBER AND REFERENCE NUMBER CROSS-REFERENCE TO FIGURE AND ITEM NUMBER

Reference No.	Mfg. Code	Fig. No.	Item No.	Reference No.	Mfg. Code	Fig. No.	Item No.
1319396	12204	3	6	1395326	12204		1812
131958	21450	16	30	1395375	12204	9	82
131970	21450	1	30	1395391	12204		1812
1320132	12204	6	24	1395422	12204	6	82
132105	12204	11	30	1395423	12204	10	82
1322330	12204	11	3	1395517	12204	2	83
132325	21450	4	16	1395517	12204	7	83
1328216	12204	1	18	1395520	12204	10	83
1329010	12204	1	6	1395522	12204	1	83
1329011	12204	2	6	1395611	12204	4	95
1329012	12204		0104	1395612	12204	4	95
134289	21450		1812	1395615	12204	3	95
134581	21450	8	60	1395636	12204		1812
137185	21450	22	30	1395647	12204	4	84
137398	21450	9	44	1395648	12204	4	84
137400	12204	11	8	1395686	12204		1812
137405	24617	12	9	1395969	12204	18	70
137412	19207	18	18	1396082	12204	5	71
137413	12204	7	63	1396088	12204	9	71
137414	24617	2	18	1396099	12204	8	70
137420	21450	1	32	1396112	12204	7	70
137420	21450	18	63	1397033	12204	17	77
1374207	19207	5	18	1397769	12204	19	78
137421	21450	4	18	1397998	12204		1812
137421	21450	5	9	1407115	12204	9	25
137422	12204		3303	140802	24617	12	3
137424	12204	11	10	141211	21450	8	58
138479	12204	6	78	14155	12204		1401
	12204	18	95	142432	19207	30	63
	12204	2	97	142735	12204	19	10
138485	21450	5	16	143689	21450		1812
	21450	15	95	144013	24617	18	3
1390026	12204	3	36	144563	19207	4	58
1390560	12204	14	95	144563	19207	8	58
1390561	12204	14	95	144596	21450	14	10
1390576	12204	18	96	144597	21450	21	3
1390577	12204	11	96	144714	15434	24	95
1390592	12204	20	95	145-515	71500	5	14
1390594	12204	21	95	145477	21450	9	8
1390609	12204	22	95	147500	12204	27	50
1390616	12204	6	36	147716	21450		0108
1390648	12204	8	44	1501020	12204	8	99
1391473	12204	1	63	1501821	12204	13	30
1391940	12204	25	31	151374	12204	7	75
1394973	12204	8	30	1530199	12204	10	7
1394974	12204	9	30	155193	12204	17	97
1395138	12204	1	85	155228	21450	1	97
1395143	19207		1812	155346	12204	18	97
1395199	12204	2	85	1598925	19207	3	39
1395206	12204	1	95	1613631	19207	8	35
1395207	12204	1	95	163-22	71500	10	19
1395214	12204	5	82	163137	21450		1812
1395219	12204	1	82	164021	21450		1812
1395310	12204	10	84	1664327	12204	45	49
1395315	12204	3	84	1664334	12204	4	49
1395317	12204	2	84	1664335	12204	6	49
1395321	12204		1812	1664336	12204	13	49

# Section IV. INDEX—FEDERAL STOCK NUMBER AND REFERENCE NUMBER CROSS-REFERENCE TO FIGURE AND ITEM NUMBER

Reference No.	Mfg. Code	Fig. No.	Item No.	Reference No.	Mfg. Code	Fig. No.	Item No.
1664338	12204	26	49	428988	19207	2	11
1664347	12204	16	50	43307X1	24617	12	52
1664349	12204	13	50	44T5080-15	80244		3303
1664352	12204	25	50	44T531-9-93	80244		3303
1664354	12204	24	50	441487	12204	7	97
1666553	12204	28	50		12204	12	96
1669891	12204	3	49	441674	12204	3	97
1669893	12204	2	49	444038	12204	8	96
167938	24617	8	95		21450		3303
167938	24617	3	96	444096	21450	13	10
174916	12204	12	97		21450	22	3
175240	21450	5	8	44490	21450		3303
178383	21450	16	97	445599	21450		1812
1785483	12204	43	49	446248	21450	40	67
178785	21450	8	8	446494	21450	11	2
1788587	12204	19	49	446556	19207	22	78
179125	19207	1	29	451988	21450	4	36
1794875	12204	37	49	451991	19207		0609
1796969	12204	48	49	453327	24617	5	27
181-1835	71500		0308	455157	21450	4	36
181643	21450		3307	470394	12204	9	96
181673	21450	20	66	47607X1	24617	16	49
181701	21450	15	69	494861	12204		1812
187312	12204	7	78	500012	19207	9	89
187824	66503	20	49	500125	19207	22	64
191677	21450	17	8	500346	19207	16	81
191681	21450		1812	500810	19207	13	93
1935180	12204	2	50	500844	21450	11	93
1936620	12204	7	50	500910	21450		1810
2W1-24-28-63	43999	27	10	501220	21450	18	30
2W24-28-63	43999	15	22	502268	21450		1812
20 26	71500	23	14	502402	19207	17	66
219430	21450		3307	503229	12204	5	53
25164	14351		0108	504202	21450	16	59
271196	12204	1	70	506955	21450		1810
271422	12204	5	88	506958	19207	11	87
2829529	12204	18	50	5167457	19207		0704
306770	12204	18	13	5196397	19207	2	57
317942	12204	11	11	5214406	19207	14	66
33T531-9-93	80244		3303	5214787	19207	33	49
33821	12204	2	58	5245135	19207	4	45
38A52S	71500		0308	5248536	19207	20	52
38A545	71500		0308	5248962	19207	38	63
38361	12204	21	52	5250608	19207	15	50
387226	21450	2	64	5262187	19207	7	18
39X16	62983	15	52		19207	3	32
392978	06848	28	31		19207	6	32
41928	12204	27	31		19207	2	63
42C1448	21450		1810		19207	5	63
423346	12204	27	49	5281773	19207	4	33
423351	21450	29	49	5282807	19207	6	16
	21450	12	50	5284008	19207	31	61
423545	24617	9	35	5293063	19207	16	19
423568	21450	5	38	5293803	24617	6	44
425250	21450	7	44	5294507	19207	10	37
427640	24617	9	72	5298475	19207	12	54
	24617	2	74	5308275	19207	31	30

# Section IV. INDEX—FEDERAL STOCK NUMBER AND REFERENCE NUMBER CROSS-REFERENCE TO FIGURE AND ITEM NUMBER

Reference No.	Mfg. Code	Fig. No.	Item No.	Reference No.	Mfg. Code	Fig. No.	Item No.
7326132	19207	10	6	7346927	19207	2	79
7337334	19207		0900	7346928	19207	3	79
7342413	19207	14	64	7346929	19207		1806
7342417	19207	42	58	7346930	19207		1806
7342418	19207		1401	7346936	19207	1	8
7342419	19207		1401	7346965	19207	2	29
7342494	19207	35	52	7347547	19207	23	31
7342494	19207	8	53	7347581	19207		0104
7342494	19207	9	54	7347582	19207		0104
7342495	19207	36	52	7347585	19207		0102
7342495	19207	9	53	7347593	19207		0700
	19207	10	54	7348578	19207	10	31
7342496	19207	37	52		19207	16	76
	19207	10	53	7348979	19207	4	17
	19207	11	54	7348981	19207	11	64
7342500	19207	33	52	7348982	19207	12	64
7342501	19207	6	53	7348984	19207	1	64
	19207	7	54	7348985	19207	13	27
7342502	19207	15	66	7348987	19207		1004
7342505	19207	38	52	7348991	19207	3	59
7342520	19207	10	66	7348992	19207	5	59
7342521	19207	10	58	7348993	19207	39	59
	19207	10	58	7348994	19207	18	59
7342573	19207		1004	7348995	19207	7	59
7342576	19207	7	58	7348998	19207	3	46
7342649	19207	40	52	7349042	19207	16	21
7342651	19207	9	66	7349046	19207	4	64
7342652	19207	8	66	7349050	19207	28	66
7342653	19207	18	66	7349051	19207	28	66
7342654	19207		0900	7349053	19207		0900
7342833	19207	14	59	7349056	19207	21	59
7342845	19207		1002	7349059	19207	27	59
	19207		1102	7349062	19207	4	61
7342858	19207	14	52	7349071	19207	17	58
7342859	19207	13	52	7349072	19207	44	58
7342860	19207	13	54	7349076	19207	13	12
7342861	19207	11	53	7349087	19207	27	66
7342863	19207	21	66	7349091	19207	4	73
7342865	19207	2	53	7349097	19207	34	59
	19207	2	54	7349100	19207	3	56
7343368	19207	9	14	7349109	19207	8	59
7346791	19207	1	99	7349142	19207	1	61
7346792	19207	3	99	7349219	19207	7	61
7346870	19207	10	17	7349225	19207	10	64
7346872	19207	13	18	7349237	19207	5	58
7346873	19207	15	18	7349237	19207	5	58
7346902	19207		1801	7350179	19207	1	12
7346903	19207		1801	7350261	19207	15	97
7346905	19207	11	76	7350265	19207	15	84
7346907	19207	13	70	7350270	19207	4	96
7346908	19207		1802	7350271	19207	5	85
7346910	19207		1802	7350272	19207	13	83
7346912	19207	22	76	7350273	19207	1	84
7346913	19207		1801	7350275	19207	6	83
7346914	19207	8	76	7350277	19207		1812
7346915	19207		1801	7350278	19207	12	83
7346923	19207	15	81	7350280	19207		1812
7346924	19207	15	81	7350282	19207	9	95

# Section IV. INDEX—FEDERAL STOCK NUMBER AND REFERENCE NUMBER CROSS-REFERENCE TO FIGURE AND ITEM NUMBER

Reference No.	Mfg. Code	Fig. No.	Item No.	Reference No.	Mfg. Code	Fig. No.	Item No.
7350283	19207		1812	7351062	19207	47	52
7350286	19207	10	95	7351063	19207	11	79
7350287	19207	2	95	7351064	19207	8	46
7350290	19207	16	66	7351066	19207	37	14
7350293	19207	1	42	7351068	19207	13	19
7350295	19207	5	84	7351074	19207	2	25
7350296	19207	14	84	7351077	19207	7	21
7350299	19207	16	83	7351078	19207	6	21
7350300	19207	9	83	7351079	19207	8	21
7350301	19207	4	83	7351081	19207	10	21
7350304	19207		1812	7351084	19207	5	74
7350305	19207		0609	7351085	19207	10	73
7350306	19207	17	83	7351087	19207	2	60
7350309	19207	2	42	7351088	19207	23	59
7350313	19207	14	72		19207	11	60
7350318	19207	5	97	7351089	19207	25	13
7350324	19207	20	78		19207	17	63
7350325	19207	3	82	7351090	19207	27	67
7350326	19207	21	78	7351095	19207	8	3
7350329	19207	8	82	7351101	19207	13	56
7350330	19207	7	82	7351116	19207	19	54
7350332	19207	7	95	7351124	19207	11	72
7350333	19207	14	83		19207	13	73
7350335	19207	13	84	7351125	19207	15	72
7350337	19207	3	83		19207	16	73
7350338	19207		1812	7351126	19207	18	52
7350339	19207	8	84	7351129	19207	16	52
7350340	19207	9	84	7351130	19207	1	55
7350341	19207	8	83	7351131	19207	2	55
7350343	19207	7	84	7351133	19207	30	31
7350344	19207	16	95	7351134	19207	26	52
7350345	19207	15	83	7351135	19207	7	88
7350346	19207	16	95	7351137	19207	8	88
7350347	19207	12	84	7351139	19207	33	89
7350349	19207	23	95		19207	3	90
7350350	19207	23	95	7351140	19207	21	89
	19207	8	85	7351141	19207	35	58
7350351	19207		1802	7351142	19207	13	58
7350352	19207	12	84	7351143	19207	13	58
7350355	19207	5	83	7351145	19207	13	58
7350363	19207	8	17	7351146	19207	13	58
7350364	19207	5	84	7351147	19207	13	58
7350366	19207	14	85	7351148	19207	13	58
7350367	19207	6	85	7351149	19207	15	58
7350368	19207	18	83	7351150	19207	13	58
7350374	19207	3	5	7351151	19207	2	8
7350388	19207		0613	7351152	19207	4	8
7351040	19207	29	10	7351153	19207	20	54
7351040	19207	37	7	7351163	19207	7	25
7351041	19207	28	59	7351166	19207	11	12
	19207	5	60	7351167	19207		0900
7351043	19207	1	45	7351168	19207	2	12
7351048	19207		0704	7351171	19207	35	13
7351051	19207	25	66	7351173	19207	21	13
7351052	19207	26	50	7351174	19207	2	13
7351053	19207	26	66	7351174	19207	23	63
7351054	19207	22	66	7351180	19207	4	98
				7351181	19207	5	98



# Section IV. INDEX—FEDERAL STOCK NUMBER AND REFERENCE NUMBER CROSS-REFERENCE TO FIGURE AND ITEM NUMBER

Reference No.	Mfg. Code	Fig. No.	Item No.	Reference No.	Mfg. Code	Fig. No.	Item No.
7351182	19207		2210	7351293	19207	13	9
7351184	19207	3	98	7351298	19207	35	63
7351185	19207	7	98	7351301	19207	11	63
7351186	19207	1	98	7351302	19207	34	63
7351187	19207	2	98	7351347	19207	14	18
7351192	19207		0108	7351349	19207	22	21
7351193	19207		0108	7351352	19207		0609
7351195	19207	13	11	7351353	19207		0609
7351196	19207		0108	7351354	19207	7	36
7351206	19207	8	47	7353523	19207	4	86
7351211	19207	9	21	7353718	19207	2	36
7351215	19207	32	63	7353816	19207	1	43
7351223	19207		0102	7354014	19207	14	97
7351225	19207		0102	7355734	19207	1	31
7351226	19207		0102	7355736	19207	9	27
7351227	19207	10	6	7355783	19207	5	29
7351228	19207	4	6	7358518	19207	3	34
7351229	19207	11	6	7358619	19207	17	34
7351230	19207	4	6	7366176	19207		0308
7351231	19207	7	6	7366182	19207		0308
7351234	19207	26	89	7367805	19207	10	67
7351235	19207	30	89	7367843	19207	6	75
7351236	19207	4	89	7369885	19207	29	30
7351237	19207	4	89	7369888	19207	26	30
7351238	19207	1	90	7369889	19207		0603
7351239	19207	6	62	7371886	19207	14	78
7351240	19207	27	7	7372530	19207	2	14
7351241	19207	29	7	7372600	19207	13	75
7351242	19207	30	7	7372600	19207		1812
7351244	19207	32	7	7372601	19207	1	75
7351245	19207	14	7	7372602	19207	9	75
7351246	19207	17	7	7372603	19207	10	75
7351247	19207	34	7	7372621	19207	18	4
7351248	19207	28	7	7372622	19207		0900
7351253	19207	6	61	7372623	19207	20	58
7351254	19207	39	61	7372625	19207	45	49
7351255	19207	15	61	7372626	19207	6	56
7351256	19207	2	61	7372627	19207	19	21
7351257	19207	17	61	7372664	19207	34	67
7351258	19207	3	61	7372674	19207	3	88
7351259	19207	22	61	7372675	19207	3	51
7351261	19207	14	61	7373323	19207	16	78
7351262	19207	8	61	7373327	19207	13	78
7351264	19207	4	62	7373384	19207	5	12
7351265	19207	8	62	7373388	19207	8	75
7351266	19207	8	49	7373391	19207	44	49
7351267	19207	3	89	7373392	19207	42	49
7351268	19207	2	90	7373393	19207	41	49
7351269	19207	7	90	7373394	19207	40	49
7351270	19207	7	72	7373395	19207		0701
	19207	3	73	7373396	19207	18	49
7351288	19207	6	77	7373397	19207	12	49
7351288	19207		2101	7373398	19207	10	49
	19207		2201	7373482	19207	26	14
7351290	19207		1802	7373601	19207		0701
7351291	19207	6	8	7373603	19207	5	49
7351292	19207	10	8	7373604	19207	5	49
	19207	27	8	7373605	19207	5	49



# Section IV. INDEX—FEDERAL STOCK NUMBER AND REFERENCE NUMBER CROSS-REFERENCE TO FIGURE AND ITEM NUMBER

<i>Reference No.</i>	<i>Mfg. Code</i>	<i>Fig. No.</i>	<i>Item No.</i>	<i>Reference No.</i>	<i>Mfg. Code</i>	<i>Fig. No.</i>	<i>Item No.</i>
7373606	19207	5	49	7373685	19207	18	22
7373607	19207		0701	7373686	19207	2	10
7373608	19207	11	49	7373689	19207	14	49
7373611	19207	46	49	7373690	19207	14	23
7373613	19207		0701	7373691	19207	15	23
7373614	19207		0701	7373692	19207	4	23
7373615	19207		0701	7373693	19207	1	23
7373616	19207	39	49	7373695	19207	2	46
7373617	19207	38	49	7373696	19207	7	46
7373618	19207	11	49	7373697	19207	4	46
7373619	19207	13	49	7373704	19207	22	49
7373620	19207	28	49		19207	5	52
7373621	19207	36	49	7373705	19207	4	52
7373623	19207	30	49		19207	17	53
7373624	19207	19	58	7373706	19207	1	56
7373627	19207	21	50	7373707	19207	10	56
7373628	19207	22	50	7373708	19207	10	56
7373629	19207		0704	7373709	19207	11	56
7373630	19207	4	50	7373710	19207	2	56
7373631	19207	25	50	7373711	19207	1	60
7373632	19207	24	50	7373712	19207	12	60
7373633	19207	17	50	7373714	19207	1	58
7373635	19207	11	50	7373715	19207	32	58
7373637	19207	13	50	7373716	19207	6	60
7373638	19207	16	50	7373717	19207	6	60
7373639	19207	18	50	7373718	19207	20	63
7373640	19207		0704	7373720	19207	9	23
7373642	19207	19	7	7373721	19207	7	51
7373644	19207	23	7	7373724	19207	34	52
7373646	19207		0105	7373724	19207	7	53
7373648	19207	16	9		19207	8	54
7373651	19207	13	11	7373725	19207	11	52
7373653	19207	9	3		19207	38	61
7373654	19207	10	2	7373727	19207	7	52
7373655	19207	9	2	7373729	19207	0	55
7373658	19207	8	2	7373730	19207	8	55
7373659	19207	3	13	7373731	19207	14	54
7373660	19207	5	13	7373732	19207	16	54
7373661	19207	3	12	7373734	19207	10	91
7373662	19207	24	13	7373735	19207	5	68
7373663	19207	20	13	7373736	19207	6	68
7373664	19207	11	13	7373737	19207	5	69
7373665	19207	14	13	7373738	19207	3	69
7373666	19207	13	13	7373739	19207	6	74
7373667	19207	7	13	7373740	19207	6	74
7373668	19207	6	13	7373741	19207	1	57
7373669	19207	1	7	7373744	19207	14	76
7373672	19207	13	8	7373745	19207	17	76
7373674	19207	10	3	7373746	19207	15	59
7373677	19207	22	22	7373747	19207	22	59
7373678	19207	16	22	7373748	19207	22	59
7373679	19207	19	22	7373749	19207	16	61
7373680	19207	21	22	7373752	19207	9	62
7373681	19207	17	22	7373753	19207	12	62
7373682	19207	25	22	7373756	19207	10	62
7373683	19207	5	22	7373757	19207	7	62
7373684	19207	14	22	7373760	19207	1	88

# Section IV. INDEX—FEDERAL STOCK NUMBER AND REFERENCE NUMBER CROSS-REFERENCE TO FIGURE AND ITEM NUMBER

Reference No.	Mfg. Code	Fig. No.	Item No.	Reference No.	Mfg. Code	Fig. No.	Item No.
7373761	19207	15	73	7374769	19207	20	67
7373764	19207	2	73	7374770	19207	8	67
7373765	19207	6	73	7374772	19207	5	67
7373766	19207	12	73	7374773	19207		1802
7373767	19207	12	73	7374774	19207		1802
7373770	19207	5	73	7374776	19207		1801
7373771	19207	14	72	7374778	19207		1801
7373774	19207	13	72	7374779	19207		1801
7373775	19207	8	72	7374780	19207		1801
7373776	19207	6	72	7374781	19207		1801
7373777	19207	4	72	7374783	19207	23	76
7373778	19207	5	72	7374784	19207	23	76
7373779	19207	13	72	7374785	19207	18	76
7373780	19207	17	72	7374786	19207		1801
7373782	19207	21	63	7374787	19207	19	76
7373783	19207	22	63	7374788	19207	19	76
7373785	19207	7	66	7374789	19207	7	76
7373786	19207	3	66	7374790	19207	7	76
7373787	19207	31	66	7374792	19207	1	76
7373789	19207	19	66	7374793	19207		1801
7373790	19207	6	67	7374795	19207	6	76
7373792	19207	14	67	7374799	19207		1801
7373794	19207	2	67	7374801	19207	24	67
7373795	19207	22	67	7374802	19207	18	67
7373796	19207	3	67	7374804	19207	11	67
7373798	19207	33	67	7374812	19207	16	89
7374728	19207	14	75	7374813	19207	26	78
7374728	19207		2101	7374814	19207	26	78
7374729	19207	2	91	7374823	19207	4	28
7374732	19207	1	91	7374826	19207		1801
7374733	19207	7	91	7374827	19207		1801
7374735	19207	14	91	7374828	19207	3	76
7374736	19207	8	91	7374830	19207	24	76
7374737	19207	13	91	7374834	19207	2	76
7374738	19207	9	91	7374835	19207	12	76
7374739	19207	4	91	7374836	19207	10	76
7374740	19207	12	91	7374839	19207	4	76
7374741	19207	11	91	7374840	19207		1801
7374742	19207	6	90	7374841	19207	10	47
	19207		1805	7374868	19207	3	27
7374744	19207	7	27	7374869	19207	1	27
7374751	19207		1802	7374870	19207	11	27
7374752	19207	12	78	7374874	19207	9	37
7374753	19207		1802	7374875	19207	7	37
7374754	19207		1802	7374878	19207	18	31
73747573	19207		0601	7374879	19207	16	31
7374758	19207		1802	7374880	19207	8	31
73747580	19207		0104	7374881	19207	11	31
73747583	19207		0104	7374883	19207	2	31
73747584	19207		0104	7374887	19207	13	31
73747600	19207	3	3	7374888	19207	3	31
7374761	19207	2	3	7374892	19207	35	31
7374762	19207	23	66	7374893	19207	9	31
7374763	19207	11	66	7374894	19207	7	31
7374764	19207	1	66	7374897	19207	24	31
7374765	19207	6	66	7374899	19207	12	18
7374766	19207		1401				

**Section IV. INDEX—FEDERAL STOCK NUMBER AND  
REFERENCE NUMBER CROSS-REFERENCE TO  
FIGURE AND ITEM NUMBER**

TM 9-2320-212-34P

<i>Reference No.</i>	<i>Mfg. Code</i>	<i>Fig. No.</i>	<i>Item No.</i>	<i>Reference No.</i>	<i>Mfg. Code</i>	<i>Fig. No.</i>	<i>Item No.</i>
7374900	19207	8	17	7378121	19207		0301
7374901	19207	1	50		19207		0308
7374902	19207	29	89	7378122	19207	2	14
7374903	19207	2	89	7378122	19207	2	19
7375904	19207	36	89	7378194	19207	23	58
7374905	19207	19	89		19207	23	58
7374906	19207	11	89	7378195	19207	3	74
7374907	19207	2	44	7378236	19207		0308
7374910	19207	2	17	7378241	19207	10	10
7374911	19207	3	17	7378248	19207	14	11
7374912	19207	1	17	7378249	19207	12	11
7374913	19207	9	17	7378250	19207	5	11
7374922	19207	3	28	7384388	19207	4	34
7374931	19207	3	30	7385176	19207		3303
7374938	19207	5	30	7387271	19207		3303
7374940	19207	28	30	7387272	19207		3303
7374941	19207		1801	7387273	19207		3303
7374947	19207	1	77	7387274	19207		3303
7374948	19207	14	77	7387275	19207		3303
7374965	19207	2	28	7387277	19207		3303
7375096	19207	15	30	7387278	19207		3303
7375301	19207	7	30	7387279	19207		3303
7375371	19207	5	31	7388813	19207		0608
7375400	19207	25	63	7389567	19207	10	34
7375401	19207	25	63	7390051	19207	13	96
7375403	19207	1	67	7390051	19207	8	97
7375407	19207		1801	7390310	19207		0609
7375408	19207	9	76	7390367	19207		3303
7375410	19207	28	67	7390429	19207		3303
7375804	19207		1802	7391102	19207		0601
7375805	19207		1802	7392943	19207		3307
7375999	19207	2	4	7399962	19207		3303
7376110	19207	11	83	7410464	19207	2	62
7376112	19207	19	83	7410698	19207		1806
7376112	19207	16	84	7410868	19207	17	11
7376113	19207	6	84	7410870	19207	3	11
7376118	19207		1812	7410874	19207	38	7
7376119	19207		1812	7410876	19207	36	7
737628	19207	22	50	7410879	19207		0105
7376460	19207	12	12	7410880	19207	7	7
7376461	19207	5	56	7410881	19207	5	7
7376462	19207	4	56	7410882	19207	8	7
737656	19207	1	2	7410913	19207	1	4
7376831	19207	5	73	7410922	19207	6	5
7376832	19207	15	73	7410932	19207	15	9
7376833	19207	17	96	7410936	19207	20	8
7376834	19207	19	96	7410939	19207		0105
7376835	19207	2	96	7410942	19207	30	10
7378053	19207	24	14	7410947	19207		0108
7378056	19207	3	19	7410950	19207	22	10
7378079	19207	11	14	7411570	19207	27	52
7378083	19207	27	14	7411571	19207	5	55
7378101	19207	22	14	7411639	19207	26	61
7378115	19207	4	14	7411773	19207	41	14
7378116	19207	31	14		19207	41	14
7378118	19207	17	19		19207		0100

# Section IV. INDEX—FEDERAL STOCK NUMBER AND REFERENCE NUMBER CROSS-REFERENCE TO FIGURE AND ITEM NUMBER

Reference No.	Mfg. Code	Fig. No.	Item No.	Reference No.	Mfg. Code	Fig. No.	Item No.
	19207		0308	7416128	19207	4	47
741817	19207	21	58	7416879	19207	2	43
	19207	21	58	7416960	19207		3303
741820	19207	18	58	7417426	19207		3303
	19207	18	58	7418229	19207	9	6
741821	19207	34	58	7418450	19207	6	17
741822	19207	33	58	7418518	19207	9	6
741823	19207	10	52	7418521	19207	9	6
741824	19207	22	52	7418577	19207	9	6
741825	19207	6	54	7418578	19207	9	6
741830	19207	8	24	7418929	19207		3303
741838	19207		0801	7418935	19207		3303
741856	19207		0900	7430079	19207	14	8
741863	19207	15	54	7520336	19207		3303
741871	19207	9	52	7520903	19207	15	19
741871	19207	30	61	7520904	19207	6	19
741872	19207	29	61	7524043	19207		3303
741880	19207	29	52	7524312	19207	8	69
741882	19207	1	53	7524313	19207	14	69
	19207	1	54	7524316	19207	10	69
741905	19207	30	67	7525365	19207	5	36
741910	19207	34	49	7525365	19207	5	37
741915	19207	31	58	7525934	19207	25	96
741918	19207	26	58	7525940	19207	2	37
741919	19207	39	58	7525990	19207		3303
741946	19207		1002	7525997	19207	2	41
741946	19207		1102	7526018	19207	5	41
741947	19207	41	58	7526020	19207	5	40
	19207	41	56	7526030	19207	4	38
741948	19207	40	56	7526031	19207	2	38
741949	19207	38	56	7526038	19207	3	45
7412044	12204	43	52	7526591	19207	19	34
7412046	19207	46	52	7526594	19207	18	34
7412126	19207	11	84	7526595	19207	2	34
7412187	19207	21	58	7526596	19207	5	34
7412197	19207	29	67	7526599	19207		0607
7412449	19207	5	22	7526601	19207	1	34
7412466	19207	2	87	7529242	19207	2	40
7412646	19207	10	61	7529322	19207		1802
7412827	19207	13	97	7531811	19207		3303
7412828	19207	19	97	7531972	19207		3303
7413009	19207	6	96	7537382	19207		3303
7413010	19207	5	10	7537473	19207		3303
7413013	19207	2	20	7538366	19207		1401
7413019	19207	36	67	7538749	19207		0601
7413236	19207	3	91	7539268	19207	39	63
7413241	19207	7	16	7540078	19207	10	6
7413290	19207	15	70	7540111	19207		1802
7413292	19207	4	71	755675	12204		1802
7413293	19207	3	71	7634	71500		0301
7413294	19207	6	70	7634	71500		0308
7413295	19207	2	70	7700168	19207		3303
7413296	19207	1	71	7700172	19207	7	96
7413298	19207	9	70	7700187	19207	3	86
7413299	19207	10	71	7700240	19207	5	96
7413301	19207	14	70	7700242	19207		3303
7413302	19207	12	70	7700248	19207		3303
7415701	19207	7	47	7700282	19207		3303

# Section IV. INDEX—FEDERAL STOCK NUMBER AND REFERENCE NUMBER CROSS-REFERENCE TO FIGURE AND ITEM NUMBER

Reference No.	Mfg. Code	Fig. No.	Item No.	Reference No.	Mfg. Code	Fig. No.	Item No.
7700283	19207		3303	7705774	19207	15	87
7700292	19207		3303	7705775	19207	22	75
7700299	19207		3303	7705776	19207	21	75
7700301	19207		3303	7705777	19207	19	75
7700303	19207		3303		19207	2	85
7702463	19207	8	4	7705778	19207	20	75
7702467	19207	12	6	7705779	19207	8	68
7702584	19207	31	10	7705780	19207	4	69
7702588	19207	10	24	7705786	19207	13	89
7702589	19207	12	24	7705787	19207		0106
7702594	19207	8	6	7705791	19207	8	16
7702594	19207	8	6	7706192	19207	4	26
7702595	19207	16	14	7706194	19207	3	26
7702599	19207	14	9	7706198	19207	14	21
7702600	19207	35	7	7706199	19207	18	21
7702641	19207	2	7	7706200	19207	2	21
7702656	19207	40	14	7706202	19207	17	21
7702658	19207	5	5	7706203	19207	21	21
7702669	19207	14	3	7706206	19207	15	21
7702731	19207	24	3	7706210	19207	1	24
7702732	19207	4	1	7706211	19207	3	25
7702732	19207	1	3	7707249	19207		1802
7702761	19207	9	4	7707250	19207	15	77
7702762	19207	3	7	7707252	19207	15	77
770442	19207		3307	7707254	19207	3	77
7705289	19207		3303	7707255	19207	2	77
7705709	19207	10	88	7707257	19207		1802
7705710	19207	2	88	7707258	19207	5	77
7705711	19207	9	88	7707259	19207	5	77
7705712	19207	4	88	7707260	19207	8	77
7705714	19207	9	59	7707261	19207	8	77
7705718	19207	7	4	7707262	19207	7	77
7705719	19207	10	4	7707263	19207	7	77
7705727	19207	5	79	7707264	19207	17	77
	19207	17	79	7707266	19207	11	77
7705728	19207	12	79	7707267	19207	10	77
7705729	19207	13	79	7707268	19207	10	77
7705730	19207	7	14	7707269	19207	8	23
7705731	19207	28	14	7707274	19207	24	22
7705739	19207	2	15	7707277	19207		1805
7705741	19207	9	67	7707278	19207		1805
7705742	19207	32	67	7707281	19207	9	24
7705743	19207	7	67	7707282	19207	1	13
7705744	19207	6	52	7707283	19207	4	81
	19207	16	53	7707285	19207	1	81
7705745	19207	13	64	7707286	19207	1	92
7705746	19207	9	73	7707287	19207	3	92
7705755	19027	12	89	7707288	19207	2	92
7705756	19207	32	89	7715997	19207	11	24
7705757	19207	24	89	7717007	19207	9	87
7705757	19207		1812	7717066	19207		3303
7705758	19207	20	22	7720498	19207	22	31
7705759	19207		0700	7725911	19207	2	86
7705761	19207	4	7	7728126	19207	1	87
7705766	19207	10	6	7728788	19207		0608
7705769	19207	3	8	7735782	19207	4	15
7705772	19207	4	87	77418947	19207		3303
7705773	19207	7	87	7743652	19207	21	54

# Section IV. INDEX—FEDERAL STOCK NUMBER AND REFERENCE NUMBER CROSS-REFERENCE TO FIGURE AND ITEM NUMBER

Reference No.	Mfg. Code	Fig. No.	Item No.	Reference No.	Mfg. Code	Fig. No.	Item No.
7744137	19207	1	5	8327972	19207	2	2
7744213	19207	4	74	8327974	19207	6	88
7745389	19207	3	62	8328025	19207	1	21
7745466	19207	36	63	8328035	19207	5	62
7745692	19207	13	63	8328040	19207	1	33
7760409	19207		0608	8328050	19207	21	67
77604616	19207		0608	8328052	19207	17	67
7760505	19207	1	37	8328053	19207	1	26
7760998	19207		3303	8328055	19207	19	67
7761058	19207	9	98	8328057	19207	30	30
7761058	19207		3303	8328067	19207	20	30
7761059	19207		3303	8328068	19207	23	30
7761060	19207		3303	8328069	19207	25	30
7762620	19207	13	34	8328070	19207	14	30
7764896	19207	1	86	8328071	19207	17	30
7765209	19207	3	37	8328074	19207	16	67
7765214	19207	4	37	8328075	19207	20	31
7787276	19207		3303	8328076	19207	21	31
7950039	19207	4	102	8328077	19207	33	31
7950040	19207	4	101	8328080	19207	3	80
7950042	19207	10	103		19207	6	80
7950043	19207	3	103	8328081	19207		0613
7950044	19207	1	102	8328134	19207	10	30
7950045	19207	7	102	8328203	19207	45	58
7950046	19207	2	103		19207	45	58
7950048	19207	5	102	8328320	19207		0613
7950051	19207	6	102	8328433	19207		0301
7950120	19207	7	101	8329141	19207	3	44
7950135	19207	5	101	8329205	19207	1	15
7950199	19207	6	10	8329586	19207	2	77
7950263	19207	9	101	8329864	19207		1802
7950565	19207	3	102	8329865	19207	1	47
7950700	19207	8	101	8329875	19207	1	47
7951206	19207		3303	8329969	19207	19	8
7954230	19207	9	34	8329972	19207	15	12
7961512	19207		3303	8329973	19207	35	67
7974612	19207		0611	8329974	19207	22	12
7974875	19207	1	79	8330123	19207	12	56
7975713	19207	14	17	8330146	19207		1501
7980221	19207	5	22	8330147	19207		1501
7980934	19207	48	52	8330159	19207	4	15
7982404	19207		3303	8330167	19207		0102
7994017	19207	16	11	8330278	19207	1	36
7994039	19207	14	58	8330289	19207	1	22
7994146	19207	15	78	8330457	19207	9	58
8134199	19207	8	1	8330475	19207	14	12
8320006	19207		1801	8330727	19207	20	76
8327902	19207	20	12	8331229	19207	1	20
8327903	19207	4	57	8331508	19207	3	88
	19207	4	60	8331511	19207	3	6
	19207	22	8	8331512	19207	3	6
8327929	19207	12	21	8331515	19207	14	4
8327954	19207	5	81	8331522	19207	3	6
8327955	19207	17	81	8331523	19207	25	14
8327963	19207	10	18	8331562	19207		0613
8327963	19207	4	63	8331778	19207	6	23
				8332095	19207		0613



# Section IV. INDEX—FEDERAL STOCK NUMBER AND REFERENCE NUMBER CROSS-REFERENCE TO FIGURE AND ITEM NUMBER

Reference No.	Mfg. Code	Fig. No.	Item No.	Reference No.	Mfg. Code	Fig. No.	Item No.
8332096	19207		0613	870001	12204	17	4
8332154	19207	3	43	8710559	19207		3303
8332443	19207	9	7	8710561	19207		3303
8332468	19207	1	49	8710566	19207		3303
8332555	19207		0301	8710612	19207		3303
8332586	19207	37	63	8710631	19207		3303
8332810	19207	23	50	8710638	19207		3303
8333256	19207	7	56	8710639	19207		3303
8333430	19207	14	58	8710669	19207		3303
8333434	19207	6	98	8710670	19207		3303
8333435	19207	6	98	8710856	19207		3303
8333708	19207		0601	8710880	19207		0611
8333799	19207		0601	8712357	19207	1	39
8334006	19207	2	81	8712360	19207	5	39
8334007	19207	3	81	871687	12204	2	5
8334009	19207	4	36	8716905	19207	7	81
8338561	19207	3	35	8716906	19207	13	81
8338562	19207	2	35	871934	12204	39	7
8338564	19207	1	35	8719820	19207	1	68
8349056	19207	21	59	8719821	19207	2	68
8359778	19207	14	96	8723064	19207	11	1
8376304	19207	16	4	8723080	19207	5	1
8376377	19207	11	34	8723035	19207	6	1
8376456	19207	7	1	8723090	19207	13	1
8376488	19207		3307	8723130	19207	9	1
8376791	19207		3307	8741533	19207	1	72
8376915	19207		3303	8741873	19207	2	33
8380648	19207		3303	8743048	19207	3	48
8380649	19207		3303	878918	12603	21	49
8380650	19207		3303	915393	21450	9	64
8410635	19207		3303	919600	12204	1	94
8485984	19207	15	49	924249	12203	32	59
852591	12603	15	9	924432	12204	40	59
854010	12204	10	44	924580	21450	31	59
86 11	71500		0301	924585	12204	6	64
861613	12204	16	9	924592	12204	19	59
862159	12204	44	52	924593	12204	20	59
8630313	12204	15	4	924594	12204	33	59
8635938	19207	8	78	924629	12204	25	64
863973	12603	8	14	924634	12204	8	59
867014	12204	2	6		12204		1004
867016	12204	2	6	926164	12204	7	89
867017	12204	2	6	926228	12204	31	58
867018	12204	2	6	926239	12204		1002
8687082	19207		2604	926239	12204		1102
869419	12204	4	24	926241	12204	25	58
8699729	19207		3307	926242	12204	27	58
8699732	19207		3307	926261	12204	36	58
8699734	19207		3307	927394	12204	11	58
8699735	19207		3307		12204	11	58
8699736	19207		3307	926897	12204		0609
8699737	19207		3307	927364	12204	39	52
8699738	19207		3307	927386	12204	10	52
8699739	19207		3307	926264	12204	25	52
8699740	19207		3307	927397	12204	10	52
8699741	19207		3307	927398	12204	10	52
8699828	19207		3307	927569	12207	45	52
8699930	19207		3307	927972	12204	10	93



# Section IV. INDEX—FEDERAL STOCK NUMBER AND REFERENCE NUMBER CROSS-REFERENCE TO FIGURE AND ITEM NUMBER

<i>Reference No.</i>	<i>Mfg. Code</i>	<i>Fig. No.</i>	<i>Item No.</i>	<i>Reference No.</i>	<i>Mfg. Code</i>	<i>Fig. No.</i>	<i>Item No.</i>
928301	12204	6	58	959973	12204	5	4
928302	12204	37	58	959974	12204	5	4
	12204	37	58	959978	12204	4	4
928950	12240	13	60	959983	12204	16	4
931444	12204		1812	959984	12204	16	4
933438	12204		0106	959988	12204	3	4
950877	12204	5	78	959989	12204	3	4
950881	12204	11	78	959999	12204	4	4
959968	12204	13	4	9807798	24617		1204
959969	12204	13	4	99679	12204		0102

By Order of the Secretary of the Army:

W. C. WESTMORELAND,  
*General, United States Army,*  
*Chief of Staff.*

Official:

VERNE L. BOWERS,  
*Major General, United States Army,*  
*The Adjutant General.*

Distribution:

To be distributed in accordance with DA Form 12-38, Direct and General Support maintenance requirements for Truck, Cargo,  $\frac{3}{4}$  Ton, 4x4, M37 and M37B1. Truck, Maintenance, M201, M201B1 and Truck, Ambulance, M43, M43B1.

TM 9-2320-212-34P TRUCK, CARGO: 3/4-TON, 4x4, M37, M3B1, TRUCK, AMBULANCE:  
M43, M43B1, TRUCK, MAINTENANCE: M201, M201B1 1972