

1984-87

CUCV



PARTS AND ILLUSTRATION CATALOG

EFFECTIVE OCT. 86

General Motors Corporation

52D

ATTENTION — PARTS MANAGER


OCTOBER, 1986

THIS CATALOG IS BEING ISSUED TO SUPPLY YOU WITH COMPLETE INFORMATION ON THE 1984-87 MILITARY VEHICLES, (SERIES D1, 3)

YOUR FEEDBACK AND SUGGESTIONS ARE REQUESTED TO ASSIST US IN PUBLISHING THE MOST COMPLETE AND COMPREHENSIVE CATALOGS POSSIBLE. PLEASE ADDRESS ANY CORRESPONDENCE CONCERNING THIS PUBLICATION TO THE ATTENTION OF THE ENGINEERING DEPARTMENT AND INCLUDE YOUR ADDRESS AND DEALER CODE TO ENSURE A TIMELY REPLY.

THIS PUBLICATION IS A PRODUCT OF THE ENGINEERING DEPARTMENT AND ALL DATA HERE-IN WAS DERIVED FROM THE LATEST ENGINEERING INFORMATION.

**WAREHOUSING AND DISTRIBUTION
DIVISION OF GENERAL MOTORS CORPORATION
DRAYTON PLAINS, MICHIGAN 48020**





NEW SERVICE PARTS OCTOBER

This listing of New Service Parts for October Publications has been issued to aid dealer parts personnel in identifying new items and planning their service parts requirements.

Parts have been listed in group sequence as they appear in the catalog with complete model usage and description.

This listing of New Service Parts replaces the listings previously included in the front of each publication.

Parts listed in this section are new to this publication, not necessarily new to the system.

**WAREHOUSING AND DISTRIBUTION
DIVISION OF GENERAL MOTORS CORPORATION
DRAYTON PLAINS, MICHIGAN 48020**

NOTES

8-CYLINDER ENGINE

0.000		ENGINE, Universal		
84	D1, 3	14067734	1	ENGINE, 6 2L (378 C.I.D.) (FJA)
85-86	D1, 3	14067734	1	ENGINE, 6 2L (378 C.I.D.) (DJA)
85-87	D1, 3	14067734	1	ENGINE, 6 2L (378 C.I.D.) (HJA)
0.004		STUD, Engine Lift		
97	D1, 3	22535073	1	STUD, ENG LIFTING FRT BRKT
0.679		COVER, Flywheel		
97	D1, 3	15522022	1	COVER, TRANS CONVR

[illegible]


COOLING-GRILLE OIL SYSTEM

	1.252	STUD. Thermostat Housing		
87	D1, 3 22535073	1	STUD, CYL HD WAT JKT CVR (Q 004) 10000
	1.266	GRILLE, Radiator Grille		
86-87	D1, 3 16654315	1	GRILLE, RAD

NOTES

CHASSIS WIRING LAMPS

2.041		STARTER MOTOR, Starter		
84.85	D1, 3	10496887	1	STARTER MOTOR, REMAN
85.87	D1, 3	10497166	1	STARTER MOTOR, REMANUFACTURED
2.085		HOUSING, Starter Motor Drive		
88.87	D1, 3	10496538	1	HOUSING, DRIVE
2.341		CABLE, Battery Negative and Engine Ground		
87	D1, 3	5293646	1	OPF CABLE, ENG GRND
2.343		NUT, Battery Cable		
84.86	D3	14005097	AR	F NUT, BAT POS & NEG CBL DUMMY RECEPTACLE CONN (2 383)



FUEL-EXHAUST-CARBURETION

	3.306	PUMP, Fuel Injector Pump		
BB-87	D1, 3	23500413	1	PUMP, FUEL INJ
BB	D1, 3	23500414	1	PUMP, F/INJECTOR V. ARTIC)

NOTES

AUTOMATIC TRANSMISSION

4.195 PAN. Transmission Oil

84-87 D1.3 W/WINTERIZATION KIT 15599201 1

PAN, TRANS OIL HT EXCH

[illegible]

BRAKES-REAR AXLE-PROPELLER SHAFT-WHEELS

5.386	AXLE, Rear Axle		
64-86 D3	15597787	1	AXLE, RR(4 56R)(STAMPED GHV,BMH) ...
86-87 D3	15551320	1	AXLE, RR(4 56R)(STAMPED HFF) ...

NOTES

FRAMES-SPRINGS-SHOCKS-BUMPERS

7.516		BOLT, Rear Spring U Bolt		
85-87	D3 W/AUX SPR	3889976	4	SP BOLT, RA SPR U (11 LG X2 1/2 ID X 5/8 1BTHD)
7.529		BOLT, Rear Spring and Axle		
85-87	D1	3931286	2	GMT BOLT, RA SPR LEAF

NOTES

BODY MOUNTING-AIR CONDITIONING-INSTRUMENT CLUSTER

9.190 COVER, Air Conditioning Refrigerant

84.87 D3 W/Y50 15536509 1 COVER, A.C. CONDENSER(AMBULANCE) 23

9.787 RETAINER, Air Flow Control

84.87 D3 W/Y50 3929059 1 SP RETAINER, PATIENT ASST

NOTES

NOTES

TRUCK CAB BODY PARTS

16 062	BLADE, Windshield Wiper	
85-87 D1.3	15591704 2	BLADE, WSW
16 064	DISC, Windshield Wiper Motor	
84-87 D1.3	22049840 1	DISC, WSW MTR ARM THRUST (RUBBER) (10.150)
16 066	LOCKNUT, Rear View	
84-87 D3 W/YSD	15626139 1	LOCKNUT, O/S AIR DOOR SW MTG . . .
16 716	BOLT, Seat Bottom, Back	
84-86 D1	10041032 AP	BOLT, HEX FLANGED HD (M6 X 1.25 X 20) (14.875)

TRUCK LOAD CARRIER PARTS

DECAL

84-87 03 W/Y5D 15536521 1

DECAL A/C CONTROL PANEL

NOTES

NEW CHART ENTRIES

RADIATOR CHART (1.219)

03035447
03040829
03040833
03041403
03042650
03042661
03042926
03042928
03042930
03042934
03043077
03043086
03043089
03043201
03043351
03043353
03043354
03043525
03043865
03043866
03043869
03043872
03045972
03046770
03046771
03046773
03046774
03046776
03047101
03047103
03047198
03047803
03047977
03048003
03048155
03048156
03048521
03048772
03048776
03048778

NEW CHART ENTRIES

03048994
 03049173
 03049617
 03050109
 03050116
 03050752
 03050753
 03050421
 03050452
 03050453
 03050783
 03050785
 03051049
 03051137
 03052034
 03052753
 03052773
 03053010
 03053037
 03053045
 03053057
 03053069
 03053073
 03053075
 03053138
 03053256
 03053365
 03053417
 03053501
 03053530
 03053537
 03053558
 03053559
 03053660
 03053671
 03053686
 03053690
 03053691
 03053692
 03053693
 03053986
 03053988

NEW CHART ENTRIES

03053989
03054034
03054038
03054040
03054046
03054047
03054048
03054050
03054051
03054092
03054093
03054097
03054101
03054174
03054200
03054215
03055071
03055072
03055079
03055080
03055085
03055177
03055259
03055309
03055364
03055365
0305537
03055692
03055693
03055694
03055626
03055627
03055697
03055864
03056541
03056740
03056741
03056896
03057046
03057696
03057703
03057869

NEW CHART ENTRIES

03057915
 03057956
 03057965
 03057967
 03057976
 03057977
 03057978
 03057979
 03057982
 03057983
 03057984
 03058077
 03058101
 03058168
 03058189
 03058191
 03058192
 03058193
 03058195
 03058196
 03058476
 03058516
 03058521
 03058585
 03058586
 03058605
 03058653
 03058664
 03058665
 03058967
 03058970
 03058989
 03058991
 03058992
 03058993
 03058994
 03058997
 03059126
 03059128
 03059129
 03059130
 03090606

NEW CHART ENTRIES

030903607

030903620

030903637

030903640

030903642

030903643

030903671

030903676

030904147

030904150

030904151

030904152

030905021

030905022

STARTER MOTORS

02041	Q1113591	STARTER
02041	Q1998454	STARTER

FUEL TANK METER ASSEMBLIES

3 001	14040789	FUEL TANK
3 001	14071984	FUEL TANK
3 107	25004137	METER
3 107	25004140	METER

FUEL INJECTION PUMPS

03000	14077134	PUMP
03000	23500413	PUMP

AIR CLEANERS

03402	25041910	AIR
-------	----------	-----

ADDITIONAL ATTACHING PARTS

03707	14071047	SWITCH
-------	----------	--------

STEERING GEARS

06500	07846959	STEERING
-------	----------	----------

STEERING COLUMNS

06510	07843295	STEERING
-------	----------	----------

POWER STEERING PUMPS

06605	07835936	STEERING
-------	----------	----------

NEW CHART ENTRIES

HEATER MODULES

08845 03054308 HEATER

CUSHION ASSEMBLIES (9.023)

00327100	LOCATION NO	4
00337751	LOCATION NO	4
03909351	LOCATION NO	3
03946246	LOCATION NO	3
15597600	LOCATION NO	12
15597629	LOCATION NO	12

AIR CONDITIONING COMPRESSORS

09170 01131197 COMPRESSOR

INSTRUMENT CLUSTERS

09735 25052807 INSTRUMENT

TRUCK SEAT BELT CHART (10.714)

14075374
14075375
14075376
14075379
14075380
14079050
14079057
14079058
15591247
15591248

1984-87 LIGHT TRUCK PARTS BOOK for SERIES 10, 30 TRUCK CUCV COMMERCIAL UTILITY CARGO VEHICLE

Reprinted in its Entirety
EFFECTIVE OCTOBER, 1986

All illustrations and specifications contained in this literature are based on the latest production information available at the time of publication approval. General Motors Corporation reserves the right to make changes at any time without notice in colors, materials, equipment, specifications and models, and also to discontinue models.

IMPORTANT

Light Truck vehicles for 1984-87 contain many parts dimensioned in the metric system. These parts are very close in dimension to familiar customary measurements in the inch system. It is important that during any vehicle maintenance procedure, replacement fasteners have the same measurements as those removed, whether metric or customary. Mismatched or incorrect fasteners can result in vehicle damage or malfunction, or possible personal injury.

Fastener sizes depicted on illustrations may not reflect metric dimensions. However, since the same vehicle may be built with metric or customary fasteners, care should be exercised in selecting replacement part equivalent to the original fasteners in dimensions, strength and pitch of thread. Both metric and customary fasteners required for replacement are listed in the Warehousing and Distribution Division Standard Parts Catalog (89).

A special Warehousing and Distribution Division label, saying "Metric Fasteners Required" in red letters, will be used to identify service parts which require metric fasteners but replace parts which originally used inch fasteners. This label will enable dealers and over-the-counter customers to quickly recognize parts which have changed to metric fasteners.

GENERAL MOTORS CORPORATION
LIGHT TRUCK — 52D

CONTENTS

CHART
INDEX

ALPHABETICAL
INDEX

0 000
ENGINE —
CLUTCH

1 000
COOLANT — GRILLE
OIL SYSTEM

2 000
CHASSIS —
ELECTRICAL SYSTE

3 000
FUEL — EXHAUST
CARBURETION

4 000
TRANSMISSION —
BRAKES

5 000
BRAKES — REAR
AXLE AND DRIVE

6 000
FRONT AXLE —
STEERING

7 000
FRAME — SPRINGS
BUMPER

8 000
SHEET METAL
HEATER

9 000
BODY MTG. — A/C
COND. — INSTR.

16 000
CAB AND BODY
PARTS

17 000
LOAD CARRIER
PARTS

METRIC
INFORMATION

NUMERICAL INDEX

1984-87 LIGHT TRUCK CHART INDEX

DESCRIPTION	LOCATION
Truck Series Identification Chart	Page 8 thru 10
Engine Series Suffix Chart	Page 13 thru 14
Transmissions	Page 15 thru 19
Front Axle Identification Chart	Page 11 thru 12
Rear Axle Identification Chart	Page 20 thru 22
GM Production Options	Page 23 thru 48
Abbreviations	Page 49 thru 53
Starter Motor Chart	Starter Motor — 1 thru 4
Fuel Injection Pump	Fuel Injection Pump — 1 thru 2
Air Cleaner Chart	Air Cleaner — 1 thru 2
Speedometer Chart	Page 4-1S
Cushion Chart	Page 9-1C
Truck Seat Belt	Truck Seat Belt — 1 thru 2

Complete familiarity with the information contained on these pages as well as the general layout of the Parts Book will prove helpful in locating and ordering the desired parts. The Book is arranged in sections as follows:

Model Series Identification
 Alphabetical Index
 Chassis Parts Listing - groups 0.000 to 9.000 inclusive
 Commercial Body Parts Listing - groups 10.000 to 17.999 inclusive
 Numerical Index

The Group System of listing parts is used and briefly is as follows:

Main units of the vehicle are identified by the Numeral preceding the Decimal, i.e.,

Engine	0
Cooling and Oiling	1
Electrical	2
Fuel System	3

Some Parts may be listed elsewhere than in its original or "prime" Group, and in such listings the "prime" Group is indicated in parentheses. This procedure is necessary as a part can have but one identifying Group Number for ordering or pin location. For example, under Group Number 3.751, Part Number 7020926 is listed as Carburetor Choke Valve Screw, and the "prime" Group (3.920) is shown in the description column.

For convenience, all parts added to a reprint will be indicated with a bullet (*) following the model year. This bullet will appear for one reprint only.

READING TRUCK MODEL APPLICATION

The Truck Models included in this publication are listed as follows.

Military Models will be indicated with a "D".

For further clarification, see the Truck Series Identification Charts which follow the General Information Section of the catalog.

1984-87 TRUCK CATALOG FORMAT

The 1984-87 truck catalog format is written in a similar way to that of the passenger car catalog using model codes in place of body styles. RPO (regular production optional) will also in most cases be called out in code with description where needed. Refer to the RPO list for proper identification of RPO's.

For a full explanation on decoding the model code and wheelbase refer to the truck series identification chart.

The following is a list of all the body codes:

D-[03] = (cab 2 door)

D-[15] = (Blazer, Jimmy) 16 model is w/rem. h top

When using the dimensions and other data shown in the Description Column, the parts manager should be guided by the following:

1. "length overall" refers to the total length of a part measured over the longest dimension. An irregular shaped piece is measured over the longest dimension regardless of contours and bends.
2. "dev. length" refers to the total length of a part such as a tail pipe or gas pipe measured as though the part were straightened out. This measurement can be taken on formed pipes by using a string to follow the contours of the pipe and then measuring the length of string used.
3. "I.D." refers to inside diameter. "O.D." refers to outside diameter. "O.S." refers to oversize, "U.S." refers to undersize.

To locate the listing of a Part, determine the model vehicle and refer to the Book under the Group Number identifying it, which may be determined by using any of the following three methods:

1. Consult Alphabetical Index at front of book, which lists Parts by noun and descriptive names and refers to the exact Group Number where all Parts of similar kind may be found. If Name of desired Part is not readily found in the Index, a correlated Part Name will suggest approximate location.
2. Consult Illustrations, on which Group Numbers, and Noun Name are shown, which will refer to the Part or Assembly wanted. On Illustrations where both left and right part numbers are listed, the first number will always designate left hand side.
3. Consult Numerical Index if a Part Number is known, and use its Group Number to locate a similar Part, or be directed to the approximate location of correlated Parts.

The column headed "No. Used" indicates the number of pieces required. The term "A.R." means "As Required."

If Body is not of General Motors manufacture place orders direct with the manufacturer whose name appears on the Body Name Plate.

SERVICE PARTS IDENTIFICATION STICKER

T5

In addition to the foregoing types of component identification, a Service Parts Identification Sticker is furnished for 10 Series Trucks. It contains a complete listing of the V.I.N., entire model identification number, wheel base and all production options used to assemble the vehicle, such as suspension, body equipment, engine, axle, transmission, etc., etc.

On "D" Models, this identification sticker is attached to the inner surface of the glove compartment door or on the left front inner fender skirt.

SERVICE PARTS IDENTIFICATION			
V.I.N.	W/BASE	SE	
V.I.N. - VEHICLE IDENTIFICATION NUMBER <small>THE SEVEN LAST CHARACTERS AFTER THE TWO DIGIT BODY TYPE CODE ARE THE YEAR, MAKE AND MODEL INDICATOR. CONSULT A DEALER FOR EXPLANATION. COUNTRY OF ORIGIN IS SHOWN IN THE SEVENTH POSITION. OPTION NUMBERS</small>			
OPTION NO.	DESCRIPTION	OPTION NO.	DESCRIPTION
3F11	ABSORBER-FRONT & REAR SHOCK	3C8U	AXLE-REAR POSTRACTION
3G1U	SPRING-HEAVY REAR	3I7O	BOOSTER-HYDRAULIC BRAKE

IMPORTANT: RETAIN THIS PLATE AS A PERMANENT RECORD

V.I.N.

The complete vehicle serial number includes the year of manufacture, model number (third digit omitted), plant designation and an assembly sequence number. This number should correspond with the identification plate attached to the left hand door lock pillar on D models.

WHEEL BASE

The wheel base on all light duty trucks is the distance between the center lines of the front and rear axles.

SPECIAL EQUIPMENT (SE =)

The Special Equipment Number is a four digit number for reference purposes only. It is of primary importance that this number be furnished when submitting part number inquiries.

MODEL SERIES IDENT.

Chevrolet and GMC trucks are identified by a model designation system. It consists of 7 characters (2 letters followed by five numbers). (Refer to Track Series Identification Chart)

INTERIOR TRIM COMB.

The interior trim combination code is shown for reference purposes only. It should be used to determine the correct part number for trim items from the parts book. It should also be furnished when submitting part number inquiries. (Refer to Truck Interior Trim Chart).

EXTERIOR PAINT

The exterior trim combination number is used as a reference when ordering paint. (Refer to Truck Exterior Paint Color Chart).

OPTION NO. AND DESCRIPTION

The first alphabetic letter and the following two numeric digits indicates the Regular Production Option Number. This option code used in conjunction with the Regular Production Option list found in this publication will enable you to determine the type of equipment installed on the vehicle. Name of equipment in the Option number column will indicate standard equipment for that model.

COPO #s

All applicable copo #s will be shown on the Service Parts Identification Plate in the same area as options. This number must be furnished when submitting part number inquiries.

UNION CITY BODY PARTS

Union City Body Parts are not listed in this book. To assist in this area, catalogs and price lists are now available on a no-charge basis by contacting the Union City Body Company at the following address:

Service Parts Supervisor
Union City Body Co., Inc.
Drawer 190
Union City, Indiana 47390

OLSON BODY PARTS

Olson Body Parts are not listed in this book. To assist in this area, contact the Olson Body Plant in your area. The locations are listed below.

Catskills, New York
Sturgis, Michigan

Sherman, Texas
Tulare, California

IDENTIFICATION PLATES

T7

A combination Vehicle Identification and Rating Plate is used on all 1984 light duty trucks. It is attached to the left hand door pillar on most models.

1984 Models will have the plate illustrated below, which will also include Camper Loading CG Data, Tire Information, and State Certification Code for applicable models.

VEHICLE IDENTIFICATION AND RATING PLATE

CROSS VEHICLE WEIGHT RATING
As manufactured

GROSS AXLE WEIGHT RATING FRONT
As manufactured

GROSS AXLE WEIGHT RATING REAR
As manufactured

VEHICLE IDENTIFICATION NO.

CAMPER LOADING DATA
Where applicable

TIRE SIZE AND INFORMATION DATA

SAMPLE -- 1979 LIGHT DUTY TRUCK VEHICLE IDENTIFICATION NUMBER PLATE

MADE BY GENERAL MOTORS CORPORATION

DATE _____ YEAR _____

GVWR FRONT _____ GVWR REAR _____

VIN _____

CAMPER LOADING CG DATA

CLAW _____ DIM A _____ DIM B _____

WEAVER 20X20 TRES TURNED WITH STEEL

TRAILER _____ PRESSURE _____

WHEEL _____ PRESSURE _____

ATTENTION: OWNER, DO NOT EXCEED GROSS WEIGHTS OR GVW RATING. SEE OWNER'S MANUAL FOR DETAILS.

STATE CERTIFICATION
Where applicable

Series 10-35 LIGHT DUTY MODELS

10-35 SERIES TRUCK VEHICLE IDENTIFICATION NUMBER

"D" trucks will display the VIN plate on the instrument panel and expose the ROSETTE-HEAD mounting rivets. In addition, the truck VIN plate will be comparable in design and attachment location to that of the passenger models.

The vehicle identification number consists of 17 alpha and numeric characters designating the vehicle division, chassis type, engine, series, model, model year, assembly plant, and assembly sequence number.

- 6

- 1

1985 General Motors Light Truck Vehicle Identification Numbering (VIN) System

DIVISION MAKE	GVWR BRAKE SYSTEM	LINE & CHASSIS TYPE	SERIES	BODY TYPE	ENGINE CODE	CHECK DIGIT	MODEL YEAR	PLANT CODE	PRODUCTION SEQUENCE NUMBER
1GT	D	C	3	4	D	X	F	D	100.001
1 2 3	4	5	6	7	8	9	10	11	12 THRU 17

DIVISION CODE	MAKE
101	American Passenger
102	American Passenger
103	Canadian Passenger
104	South American
105	Other Latin American
106	Other Latin American Passenger
107	Commercial Truck
108	1 VLT Truck
109	2 VLT Truck
110	Commercial Truck
111	Commercial VLT
112	1 VLT Truck VLT
113	2 VLT Truck VLT
114	See Note
115	See Note
116	See Note
117	See Note
118	See Note
119	See Note
120	See Note
121	See Note
122	See Note
123	See Note
124	See Note
125	See Note
126	See Note
127	See Note
128	See Note
129	See Note
130	See Note
131	See Note
132	See Note
133	See Note
134	See Note
135	See Note
136	See Note
137	See Note
138	See Note
139	See Note
140	See Note
141	See Note
142	See Note
143	See Note
144	See Note
145	See Note
146	See Note
147	See Note
148	See Note
149	See Note
150	See Note
151	See Note
152	See Note
153	See Note
154	See Note
155	See Note
156	See Note
157	See Note
158	See Note
159	See Note
160	See Note
161	See Note
162	See Note
163	See Note
164	See Note
165	See Note
166	See Note
167	See Note
168	See Note
169	See Note
170	See Note
171	See Note
172	See Note
173	See Note
174	See Note
175	See Note
176	See Note
177	See Note
178	See Note
179	See Note
180	See Note
181	See Note
182	See Note
183	See Note
184	See Note
185	See Note
186	See Note
187	See Note
188	See Note
189	See Note
190	See Note
191	See Note
192	See Note
193	See Note
194	See Note
195	See Note
196	See Note
197	See Note
198	See Note
199	See Note
200	See Note

LINE AND CHASSIS TYPES		
CODE	LINE DESCRIPTION	CHASSIS TYPE DESCRIPTION
1	Commercial Truck	4 x 2 Chassis Type
2	Commercial Truck	4 x 4 Chassis Type
3	Commercial Truck	4 x 2 Chassis Type
4	Commercial Truck	4 x 2 Chassis Type
5	Commercial Truck	4 x 2 Chassis Type
6	Commercial Truck	4 x 2 Chassis Type
7	Commercial Truck	4 x 2 Chassis Type
8	Commercial Truck	4 x 2 Chassis Type
9	Commercial Truck	4 x 2 Chassis Type
10	Commercial Truck	4 x 2 Chassis Type
11	Commercial Truck	4 x 2 Chassis Type
12	Commercial Truck	4 x 2 Chassis Type
13	Commercial Truck	4 x 2 Chassis Type
14	Commercial Truck	4 x 2 Chassis Type
15	Commercial Truck	4 x 2 Chassis Type
16	Commercial Truck	4 x 2 Chassis Type
17	Commercial Truck	4 x 2 Chassis Type
18	Commercial Truck	4 x 2 Chassis Type
19	Commercial Truck	4 x 2 Chassis Type
20	Commercial Truck	4 x 2 Chassis Type
21	Commercial Truck	4 x 2 Chassis Type
22	Commercial Truck	4 x 2 Chassis Type
23	Commercial Truck	4 x 2 Chassis Type
24	Commercial Truck	4 x 2 Chassis Type
25	Commercial Truck	4 x 2 Chassis Type
26	Commercial Truck	4 x 2 Chassis Type
27	Commercial Truck	4 x 2 Chassis Type
28	Commercial Truck	4 x 2 Chassis Type
29	Commercial Truck	4 x 2 Chassis Type
30	Commercial Truck	4 x 2 Chassis Type
31	Commercial Truck	4 x 2 Chassis Type
32	Commercial Truck	4 x 2 Chassis Type
33	Commercial Truck	4 x 2 Chassis Type
34	Commercial Truck	4 x 2 Chassis Type
35	Commercial Truck	4 x 2 Chassis Type
36	Commercial Truck	4 x 2 Chassis Type
37	Commercial Truck	4 x 2 Chassis Type
38	Commercial Truck	4 x 2 Chassis Type
39	Commercial Truck	4 x 2 Chassis Type
40	Commercial Truck	4 x 2 Chassis Type
41	Commercial Truck	4 x 2 Chassis Type
42	Commercial Truck	4 x 2 Chassis Type
43	Commercial Truck	4 x 2 Chassis Type
44	Commercial Truck	4 x 2 Chassis Type
45	Commercial Truck	4 x 2 Chassis Type
46	Commercial Truck	4 x 2 Chassis Type
47	Commercial Truck	4 x 2 Chassis Type
48	Commercial Truck	4 x 2 Chassis Type
49	Commercial Truck	4 x 2 Chassis Type
50	Commercial Truck	4 x 2 Chassis Type
51	Commercial Truck	4 x 2 Chassis Type
52	Commercial Truck	4 x 2 Chassis Type
53	Commercial Truck	4 x 2 Chassis Type
54	Commercial Truck	4 x 2 Chassis Type
55	Commercial Truck	4 x 2 Chassis Type
56	Commercial Truck	4 x 2 Chassis Type
57	Commercial Truck	4 x 2 Chassis Type
58	Commercial Truck	4 x 2 Chassis Type
59	Commercial Truck	4 x 2 Chassis Type
60	Commercial Truck	4 x 2 Chassis Type
61	Commercial Truck	4 x 2 Chassis Type
62	Commercial Truck	4 x 2 Chassis Type
63	Commercial Truck	4 x 2 Chassis Type
64	Commercial Truck	4 x 2 Chassis Type
65	Commercial Truck	4 x 2 Chassis Type
66	Commercial Truck	4 x 2 Chassis Type
67	Commercial Truck	4 x 2 Chassis Type
68	Commercial Truck	4 x 2 Chassis Type
69	Commercial Truck	4 x 2 Chassis Type
70	Commercial Truck	4 x 2 Chassis Type
71	Commercial Truck	4 x 2 Chassis Type
72	Commercial Truck	4 x 2 Chassis Type
73	Commercial Truck	4 x 2 Chassis Type
74	Commercial Truck	4 x 2 Chassis Type
75	Commercial Truck	4 x 2 Chassis Type
76	Commercial Truck	4 x 2 Chassis Type
77	Commercial Truck	4 x 2 Chassis Type
78	Commercial Truck	4 x 2 Chassis Type
79	Commercial Truck	4 x 2 Chassis Type
80	Commercial Truck	4 x 2 Chassis Type
81	Commercial Truck	4 x 2 Chassis Type
82	Commercial Truck	4 x 2 Chassis Type
83	Commercial Truck	4 x 2 Chassis Type
84	Commercial Truck	4 x 2 Chassis Type
85	Commercial Truck	4 x 2 Chassis Type
86	Commercial Truck	4 x 2 Chassis Type
87	Commercial Truck	4 x 2 Chassis Type
88	Commercial Truck	4 x 2 Chassis Type
89	Commercial Truck	4 x 2 Chassis Type
90	Commercial Truck	4 x 2 Chassis Type
91	Commercial Truck	4 x 2 Chassis Type
92	Commercial Truck	4 x 2 Chassis Type
93	Commercial Truck	4 x 2 Chassis Type
94	Commercial Truck	4 x 2 Chassis Type
95	Commercial Truck	4 x 2 Chassis Type
96	Commercial Truck	4 x 2 Chassis Type
97	Commercial Truck	4 x 2 Chassis Type
98	Commercial Truck	4 x 2 Chassis Type
99	Commercial Truck	4 x 2 Chassis Type
100	Commercial Truck	4 x 2 Chassis Type

ENGINE CODES			
CODE	DESIGN	DESCRIPTION	PPU
1	1.8L	1.8L 4 Cyl	1.8L
2	2.0L	2.0L 4 Cyl	2.0L
3	2.5L	2.5L 4 Cyl	2.5L
4	3.0L	3.0L 4 Cyl	3.0L
5	3.5L	3.5L 4 Cyl	3.5L
6	4.0L	4.0L 4 Cyl	4.0L
7	4.5L	4.5L 4 Cyl	4.5L
8	5.0L	5.0L 4 Cyl	5.0L
9	5.5L	5.5L 4 Cyl	5.5L
10	6.0L	6.0L 4 Cyl	6.0L
11	6.5L	6.5L 4 Cyl	6.5L
12	7.0L	7.0L 4 Cyl	7.0L
13	7.5L	7.5L 4 Cyl	7.5L
14	8.0L	8.0L 4 Cyl	8.0L
15	8.5L	8.5L 4 Cyl	8.5L
16	9.0L	9.0L 4 Cyl	9.0L
17	9.5L	9.5L 4 Cyl	9.5L
18	10.0L	10.0L 4 Cyl	10.0L
19	10.5L	10.5L 4 Cyl	10.5L
20	11.0L	11.0L 4 Cyl	11.0L
21	11.5L	11.5L 4 Cyl	11.5L
22	12.0L	12.0L 4 Cyl	12.0L
23	12.5L	12.5L 4 Cyl	12.5L
24	13.0L	13.0L 4 Cyl	13.0L
25	13.5L	13.5L 4 Cyl	13.5L
26	14.0L	14.0L 4 Cyl	14.0L
27	14.5L	14.5L 4 Cyl	14.5L
28	15.0L	15.0L 4 Cyl	15.0L
29	15.5L	15.5L 4 Cyl	15.5L
30	16.0L	16.0L 4 Cyl	16.0L
31	16.5L	16.5L 4 Cyl	16.5L
32	17.0L	17.0L 4 Cyl	17.0L
33	17.5L	17.5L 4 Cyl	17.5L
34	18.0L	18.0L 4 Cyl	18.0L
35	18.5L	18.5L 4 Cyl	18.5L
36	19.0L	19.0L 4 Cyl	19.0L
37	19.5L	19.5L 4 Cyl	19.5L
38	20.0L	20.0L 4 Cyl	20.0L
39	20.5L	20.5L 4 Cyl	20.5L
40	21.0L	21.0L 4 Cyl	21.0L
41	21.5L	21.5L 4 Cyl	21.5L
42	22.0L	22.0L 4 Cyl	22.0L
43	22.5L	22.5L 4 Cyl	22.5L
44	23.0L	23.0L 4 Cyl	23.0L
45	23.5L	23.5L 4 Cyl	23.5L
46	24.0L	24.0L 4 Cyl	24.0L
47	24.5L	24.5L 4 Cyl	24.5L
48	25.0L	25.0L 4 Cyl	25.0L
49	25.5L	25.5L 4 Cyl	25.5L
50	26.0L	26.0L 4 Cyl	26.0L
51	26.5L	26.5L 4 Cyl	26.5L
52	27.0L	27.0L 4 Cyl	27.0L
53	27.5L	27.5L 4 Cyl	27.5L
54	28.0L	28.0L 4 Cyl	28.0L
55	28.5L	28.5L 4 Cyl	28.5L
56	29.0L	29.0L 4 Cyl	29.0L
57	29.5L	29.5L 4 Cyl	29.5L
58	30.0L	30.0L 4 Cyl	30.0L
59	30.5L	30.5L 4 Cyl	30.5L
60	31.0L	31.0L 4 Cyl	31.0L
61	31.5L	31.5L 4 Cyl	31.5L
62	32.0L	32.0L 4 Cyl	32.0L
63	32.5L	32.5L 4 Cyl	32.5L
64	33.0L	33.0L 4 Cyl	33.0L
65	33.5L	33.5L 4 Cyl	33.5L
66	34.0L	34.0L 4 Cyl	34.0L
67	34.5L	34.5L 4 Cyl	34.5L
68	35.0L	35.0L 4 Cyl	35.0L
69	35.5L	35.5L 4 Cyl	35.5L
70	36.0L	36.0L 4 Cyl	36.0L
71	36.5L	36.5L 4 Cyl	36.5L
72	37.0L	37.0L 4 Cyl	37.0L
73	37.5L	37.5L 4 Cyl	37.5L
74	38.0L	38.0L 4 Cyl	38.0L
75	38.5L	38.5L 4 Cyl	38.5L
76	39.0L	39.0L 4 Cyl	39.0L
77	39.5L	39.5L 4 Cyl	39.5L
78	40.0L	40.0L 4 Cyl	40.0L
79	40.5L	40.5L 4 Cyl	40.5L
80	41.0L	41.0L 4 Cyl	41.0L
81	41.5L	41.5L 4 Cyl	41.5L
82	42.0L	42.0L 4 Cyl	42.0L
83	42.5L	42.5L 4 Cyl	42.5L
84	43.0L	43.0L 4 Cyl	43.0L
85	43.5L	43.5L 4 Cyl	43.5L
86	44.0L	44.0L 4 Cyl	44.0L
87	44.5L	44.5L 4 Cyl	44.5L
88	45.0L	45.0L 4 Cyl	45.0L
89	45.5L	45.5L 4 Cyl	45.5L
90	46.0L	46.0L 4 Cyl	46.0L
91	46.5L	46.5L 4 Cyl	46.5L
92	47.0L	47.0L 4 Cyl	47.0L
93	47.5L	47.5L 4 Cyl	47.5L
94	48.0L	48.0L 4 Cyl	48.0L
95	48.5L	48.5L 4 Cyl	48.5L
96	49.0L	49.0L 4 Cyl	49.0L
97	49.5L	49.5L 4 Cyl	49.5L
98	50.0L	50.0L 4 Cyl	50.0L
99	50.5L	50.5L 4 Cyl	50.5L
100	51.0L	51.0L 4 Cyl	51.0L

GVWR BRAKE SYSTEM		
CODE	GVWR RANGE (in Pounds)	BRAKE SYSTEM
1	2001 - 4000	Hydraulic
2	4001 - 6000	Hydraulic
3	6001 - 8000	Hydraulic
4	8001 - 10000	Hydraulic
5	10001 - 12000	Hydraulic
6	12001 - 14000	Hydraulic
7	14001 - 16000	Hydraulic
8	16001 - 18000	Hydraulic
9	18001 - 20000	Hydraulic
10	20001 - 22000	Hydraulic
11	22001 - 24000	Hydraulic
12	24001 - 26000	Hydraulic
13	26001 - 28000	Hydraulic
14	28001 - 30000	Hydraulic
15	30001 - 32000	Hydraulic
16	32001 - 34000	Hydraulic
17	34001 - 36000	Hydraulic
18	36001 - 38000	Hydraulic
19	38001 - 40000	Hydraulic
20	40001 - 42000	Hydraulic
21	42001 - 44000	Hydraulic
22	44001 - 46000	Hydraulic
23	46001 - 48000	Hydraulic
24	48001 - 50000	Hydraulic
25	50001 - 52000	Hydraulic
26	52001 - 54000	Hydraulic
27	54001 - 56000	Hydraulic
28	56001 - 58000	Hydraulic
29	58001 - 60000	Hydraulic
30	60001 - 62000	Hydraulic
31	62001 - 64000	Hydraulic
32	64001 - 66000	Hydraulic
33	66001 - 68000	Hydraulic
34	68001 - 70000	Hydraulic
35	70001 - 72000	Hydraulic
36	72001 - 74000	Hydraulic
37	74001 - 76000	Hydraulic
38	76001 - 78000	Hydraulic
39	78001 - 80000	Hydraulic
40	80001 - 82000	Hydraulic
41	82001 - 84000	Hydraulic
42	84001 - 86000	Hydraulic
43	86001 - 88000	Hydraulic
44	88001 - 90000	Hydraulic
45	90001 - 92000	Hydraulic
46	92001 - 94000	Hydraulic
47	94001 - 96000	Hydraulic

1986 GENERAL MOTORS LIGHT TRUCK VEHICLE IDENTIFICATION NUMBERING (VIN) SYSTEM

(1) (2) (3)	(4)	(5)	(6)	(7)	(8)	(9)	(10)	(11)	(12) thru (17)
DIVISION/MAKE	GVWR BRAKE SYSTEM	LINE CHASSIS	SERIES TYPE	BODY TYPE	ENGINE CODE	CHECK DIGIT	MODEL YEAR	PLANT CODE	PRODUCTION SEQUENCE NUMBER
1 G	D	C	E 3	4	D1	X	G	D	1 0 0 0 0 1

DIVISION CODE NAME
101 Chevrolet Passenger
102 Pontiac Passenger
103 Oldsmobile Passenger
104 Buick Passenger
105 Cadillac Passenger
107 GM of Canada Pass
100 Chevrolet Truck
101 GMC Truck
102 Chevrolet Truck
103 Chevrolet NPV
104 GMC Truck NPV
GM unclassified vehicle built by 16,26 Motors Fujiwara 18000

GVWR BRAKE SYSTEM		
	GVWR RANGE	BRAKE SYSTEM
	(in Pounds)	
B	1001 - 4000	Hydraulic
C	4001 - 6000	Hydraulic
D	6001 - 8000	Hydraulic
E	8001 - 10000	Hydraulic
F	1001 - 8000	Hydraulic
G	8001 - 9000	Hydraulic
H	9001 - 10000	Hydraulic
I	10001 - 14000	Hydraulic
J	14001 - 16000	Only

LINE AND CHASSIS TYPES		
CODE	LINE DESCRIPTION	CHASSIS TYPE DESCRIPTION
C	Conventional Cab	4 x 2 Chassis
D	Military Truck	4 x 4 Chassis
M	Conventional Cab	4 x 4 Chassis
N	Van	4 x 2 Chassis
S	Conventional Cab	4 x 2 Chassis
T	Conventional Cab	4 x 4 Chassis
F	Forward Control	4 x 2 Chassis
G	1/2 Van	4 x 2 Chassis
W	***Special Pickup and Panel Delivery from Passenger Car	4 x 2 Chassis
Z	Special Body from Cadillac Passenger Car	4 x 2 Chassis
*Includes Suburban Chevrolet Blazers and GMC Lynxys		
**Includes Chevrolet Vans Sport Vans GMC Vanduras and Rallys		
***Chevrolet CJ Camaro Panel Delivery and GMC Caballero		

SERIES VIEW POSITION 6
CODE DESCRIPTION
1 1 1/2 ton nominal
2 3/4 ton nominal
3 1 ton nominal
8 1 1/2 ton nominal special from passenger car
9 Special Cadillac short sill coil

BODY TYPES --- VIN POSITION 7
CODE DESCRIPTION
0 Sedan Pickup and Panel Delivery on Series B
0 Short sill coil on Series B
1 Hi-Cube and Cutaway Van
2 Forward Control
3 Four-Door Cab
4 Two-Door Cab
5 Van
6 Suburban
7 Motor Home Chassis
8 Utility
9 Stake
* Includes GMC Magravan and Chopped Van Models

ENGINE CODES
CODE DIVISION DESCRIPTION PPG
A Buick 3.9L V6 230L L35
C Chev 5.2L V8 Diesel LM6
E Pontiac 2.5L L4 T81 LM8
F Chev 5.0L V8 468L LF3
F Chev 5.0L V8 468L LE3
G Chev 6.2L V8 Diesel LL4
K Chev 5.7L V8 LPG LT9
L Chev 5.7L V8 468L L53
M Chev 5.7L V8 468L LT9
M Chev 4.7L V6 468L LE1
P Isuzu 2.8L L4 Diesel LF5
P Chev 2.8L V6 T81 L7
I Chev 4.8L L6 128B L75
A Chev 7.4L V8 468L L78
Z Chev 4.3L V6 T81 L84
R Cadillac 4.1L V8 DFI L18

NOTE: DIVISION/MAKE
1st Position = Country
1 = United States
2 = Canada
3 = Japan

2nd Position = Manufacturer
B = General Motors

3rd Position = Division
1 = Chevrolet
2 = Pontiac
3 = Oldsmobile
4 = Buick

6 = Cadillac
7 = Canada
Z = Isuzu/LD9

1987 GENERAL MOTORS LIGHT TRUCK VEHICLE IDENTIFICATION NUMBERING (VIN) SYSTEM

VEHICLE IDENTIFICATION NUMBERING (VIN) SYSTEM											
DIVISION/ MAKE		GVAR/BRAKE SYSTEM		LINE CHASSIS	SERIES V P E	BODY TYPE	ENGINE CODE	CHECK DIGIT	MODEL YEAR	PLANT CODE	PRODUCTION SEQUENCE NUMBER
J G R		E		C	E	2	4	0	X	8	3 0 0 1
DIVISION CODE MAKE		GVAR/BRAKE SYSTEM		LINE AND CHASSIS TYPES				ENGINE CODES			
131 Chevrolet Passenger 132 Pontiac Passenger 133 Oldsmobile Passenger 134 Buick Passenger 136 Cadillac Passenger 137 GM of Canada Pass 138 Chevrolet Truck 139 GMC Truck 142 Chevrolet Truck 143 Chevrolet NFV 145 GMC Truck NFV * GM merchandised vehicle built by Isuzu Motors Fujiwara Japan		C D O E GVAR RANGE (in Pounds) BRAKE SYSTEM		CODE LINE DESCRIPTION CHASSIS TYPE DESCRIPTION R Conventional Cab 4 x 2 Chassis D Military Truck 4 x 4 Chassis V Conventional Cab 4 x 4 Chassis M Van 4 x 2 Chassis S Conventional Cab 4 x 2 Chassis T Conventional Cab 4 x 4 Chassis P Forward Control 4 x 2 Chassis G Van 4 x 2 Chassis A Special Pickup and Panel Delivery from Passenger Car 4 x 2 Chassis Z Special Body from Cadillac Passenger Car 4 x 2 Chassis *Includes suburban Chevrolet Blazers and GMC Jimmy's **Includes Chevrolet Vans Sport Vans GMC Vanduras and Rallys ***Chevrolet El Camino Panel Delivery and GMC Caballero				CODE DESIGN DIVISION DESCRIPTION RPO C Chev 6.2L V8 Diesel LK6 E Pontiac 2.5L L4 TBI 1N8 M Chev 5.0L V8 486L 1E9 J Chev 6.2L V8 Diesel 1L4 K Chev 5.7L V8 LPO 1T9 M Chev 5.7L V8 486L 1T9 N Chev 4.3L V6 486L 1B1 P Isuzu 2.8L L4 Diesel 1R5 R Chev 2.8L V6 TBI 1L2 T Chev 4.8L V6 1800 1T5 W Chev 7.4L V8 4800 1E8 Z Chev 4.3L V6 TBI 1R4			
GVAR/BRAKE SYSTEM		C D O E GVAR RANGE (in Pounds) BRAKE SYSTEM		SERIES --- VIN POSITION 5				NOTE: DIVISION/MAKE 1st Position = Country 1 = United States 2 = Canada 3 = Japan 2nd Position = Manufacture G = General Motors 3rd Position = Division 1 = Chevrolet 2 = Pontiac 3 = Oldsmobile 4 = Buick 6 = Cadillac 7 = Canada Z = Isuzu-LUV			
B 3001- 4000 Hydraulic C* 4001- 5000 Hydraulic D 5001- 6000 Hydraulic E** 6001- 7000 Hydraulic F 7001- 8000 Hydraulic G*** 8001- 9000 Hydraulic H 9001-10000 Hydraulic J 10001-14000 Hydraulic K 14001-16000 Only		GVAR RANGE (in Pounds) BRAKE SYSTEM		CODE DESCRIPTION 1 1/2 ton nominal 2 3/4 ton nominal 3 1 ton nominal 4 1/2 ton nominal special from passenger car 9 Special Cadillac short sill cowl				BODY TYPES --- VIN POSITION 7 CODE DESCRIPTION 0 Sedan Pickup and Panel Delivery on Series 8 1 Short sill cowl on Series 8 2 Hi-Cube and Cutaway Van* 3 Forward Control 4 Four (4) Door Cab 5 Two (2) Door Cab 6 Van 7 Suburban 8 Motor Home Chassis 9 Utility Stake * Includes GMC Magnum and Chopped Van Models			

1984-87 D-TRUCK SERIES IDENTIFICATION

TYPE A
UTILITY
(MIDN)



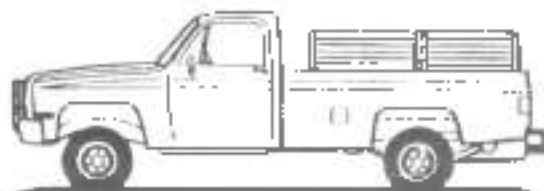
D105(16)

TYPE B
CARGO SHELTER
(MIDN)



D309(01) 845C

TYPE A
TROOP SEAT
(MIDN)



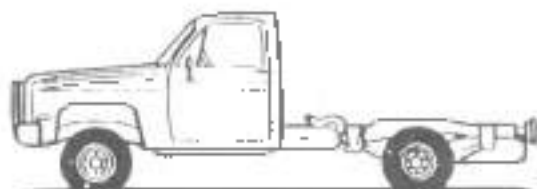
D309(01) 845C

TYPE C
AMBULANCE
(MIDN)



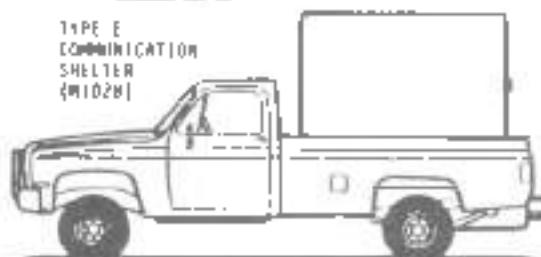
D309(01) 845B (PROVISIONS)
D309(01) 845D (COMPLETE 845B)

TYPE D
TOWNSHIP CAB
(MIDN)



D109(01) 845P/845

TYPE E
COMMUNICATION
SHELTER
(MIDN)



D309(01) 845A

**1984 D-TRUCK
FRONT AXLE ASSEMBLY
IDENTIFICATION INFORMATION**

"D" — TRUCK

3.08 RATIO

14070304 — SBA
14072902 — SBB

4.56 RATIO

14063304 — BMH

**1985-87 D-TRUCK
FRONT AXLE ASSEMBLY
IDENTIFICATION INFORMATION**

"D" — TRUCK

3.08 RATIO

GAA

4.56 RATIO

SJA
SJR

ENGINE IDENTIFICATION (D-TRUCK)

ASSEMBLY CODES

6.2 (378) — LL4	
VIN J	
1984	FJA
1985	DJA
1986	HJA
1987	HJA

1984-87 TRUCK MANUFACTURING SOURCE TRANSMISSION STAMPING INFORMATION

Source stamping information for the 1984-87 Truck Transmission consists of five (5) characters, two (2) alpha, and three (3) numeric, as shown below.

POSITION 1

MANUFACTURING SOURCE CODE

The following alpha codes will be stamped in the first (1st) position, identifying the Manufacturing Source:

<u>CODE</u>	<u>MANUFACTURING SOURCE & TYPE</u>
B	Parma — CBC
J	GM of Canada — CBC
K	Muncie — Four (4) Speed 70 mm Light Duty
N	Muncie — Four (4) Speed 77 mm Truck
R	Muncie — Four (4) Speed 76 mm Light Duty
S	Muncie — Three (3) Speed 75 mm Light Duty
Y	Tulledo — CBC

POSITION 2

MODEL YEAR

The number "4" (four) will be stamped in the second (2nd) position for model year 1984.

POSITION 3

CALENDAR MONTH PRODUCED

The following alpha codes will be stamped in the third (3rd) position, identifying the calendar month produced:

<u>CODE</u>	<u>MONTH</u>
A	January
B	February
C	March
D	April
E	May
H	June
K	July
M	August
P	September
R	October
S	November
V	December

1984-87 TRUCK MANUFACTURING SOURCE TRANSMISSION STAMPING INFORMATION (Continued)

POSITIONS 4 & 5

DAY PRODUCED

Numeric numbers will be stamped in positions #4 & 5 to identify the day produced.

Example — 01 — First day produced
 10 — Tenth day produced

EXAMPLE

1986 TRUCK
CHARACTER

MANUFACTURING SOURCE STAMPING IDENTIFICATION				
POSITION	1	2	3	4 5
	N	4	H	O 5
MANUFACTURING SOURCE (VOLUME 4 SPEED 117 mm)				
MODEL YEAR (1984)				
MONTH PRODUCED (JUNE)				
DAY PRODUCED (5TH DAY OF THE MONTH)				

SOURCE DESIGNATION WILL BE LOCATED AS FOLLOWS:

3-Speed & 4-Speed (Light Duty Passenger)

Lower right left hand
side of transmission,
below cover.

4-Speed Truck

Rear face of transmission
case, below retainer.

3 Speed Automatic

On left side of oil pan.

3 Speed Hydramatic

Stamped on plate, rear
right hand side of
transmission case.

**1984-87 TRUCK
MANUFACTURING SOURCE
TRANSMISSION STAMPING INFORMATION
(Continued)**

TYPE DESIGNATIONS WILL BE LOCATED AS FOLLOWS:

All 3-Speed Manual	— on top right hand side of transmission case
Truck 4 Speed	— above power take off cover
All 3-Speed Automatic	on right side of transmission, above filter plug.
Turbo-Hydramatic	on top right front

SERVICE SEQUENCING FOR SERVICE TRANSMISSIONS WILL BE AS FOLLOWS:

PARMA	00001 TO 14999
TOLEDO	15000 TO 24999
MUNCIE	25000 TO 44999
HYDRAMATIC	00001 TO 99999

HYDRAMATIC TRANSMISSIONS WILL BE NUMBERED WITH THE LETTER "H"

**D TRUCK
TRANSMISSION
IDENTIFICATION INFORMATION**

"D" (LIGHT TRUCK)

1984	8633293		FV
1985	8655111	—	FV
1986	8655111		FV
1987	8655111		FV

TRUCK CORPORATION REAR AXLE CODE IDENTIFICATION

All Corporation built rear axles are stamped with a prefix code designating the axle ratio and vehicle identification, axle source, build date and shift code.

EXAMPLE

KAC	G	001	1
↓	↓	↓	↓
Axis & Vehicle Code	Source Code	Day Code	Shift Code
Refer to specific model year chart	C - Buffalo G - Gear & Axle K - GM of Canada W - Warren	Jan. 1 - 001	

REAR AXLE PRODUCTION CODE LOCATION

10 Series

The code is stamped on the front of the right axle tube, 2" to 5" outboard of the carrier.

30 Series

The code is stamped on the top of the right axle tube, 6" to 8" outboard of the carrier.

TRUCK "DANA" REAR AXLE CODE IDENTIFICATION

Dana rear axles used in light-duty trucks will be stamped with the Dana part number and production code indicating the month, day, year, shift and production line on which the axles were assembled.

EXAMPLE:

603580-1	KMN	9	29	5	B	4
↓	↓	↓	↓	↓	↓	↓
Dana P.N. N/A	Axis & Vehicle Code Refer to specific model year chart	Month Code 9 September	Day Code 29th Day	Model Year 1975	Shift Code	Production Line Code

The Dana part number and build date are stamped on the rear surface of the right hand axle tube. In addition, the three digit axle code appears on a strip of tape attached to the outboard end of the axle tube.

D-TRUCK REAR AXLE IDENTIFICATION

MODEL	CODE	RATIO	SIZE	BRAKE
D1	BSJ	3.08	8.50	1' 15" x 2.75" w G80
D1	BJ3	3.08	8.50	1' 15" x 2.75" w G90
D1	HXT	3.08	8.50	1' 15" x 2.75" w-G80
D3	BMP	4.56	'0.50	13 x 3.5" w G80
D3	GHV	4.56	'0.50	13 x 3.5" w-G80
D3	HFF	4.56	'0.50	13 x 3.5" w G80

GM PRODUCTION OPTIONS

RPO	RY	LY	DIVISIONAL RPO DESCRIPTION	MODGM RPO DESCRIPTION
A41	32	18	GLASS DEEP TINT	W DEEP TINT GLS(A41)
A81	85	17	WINDOW RR CTR W/ORNAMENTAL ILLUMINATION	W RR CTR W/O A81
A82	85	17	GLASS DEEP TINT	W DEEP TINT GLS(A82)
A83	84	36	SEATING ARRANGEMENT SIX PASSENGER	W A83
A84	82	37	LOCK S/ DR FLD KEY ACTIVATED	W LCK DP LK A84
A85	82	37	WINDOW RR INSERT	W RR ADD INSERT(A85)
A87	75	81	WINDOW, LOUVERED CLAFTR	W LOU W/O A87
A87	84	87	WINDOW, HINGED TAILGATE	W HINGED W/O(A87)
A88	75	81	WINDOW RR CTR FORMAL STYLE	W FORMAL W/O(A88)
A81	75	87	ADJUSTER 6-WAY PAR PASS ST	W 6-WAY(A81)
A82	75	87	GLASS SLOG ADD RT FRM DR	W SLOG W/O GLS A82
A83	75	87	ADJUSTER 6-WAY PAR BAT DRIVER ST	W 6-WAY(A83)
A86	75	81	ADJUSTER 6-WAY PAR BAT PASS ST	W 6-WAY(A86)
A82	75	81	PROP HOLD OPEN RR COMP FLOOR	W COMP FLDU OPEN PROP(A82)
A83	75	87	GLASS HGE RT ADD	W HGE RT W/O GLS A83
A85	75	87	GLASS S/ W/O RR SLOG	W SLOG S/ W/O GLS(A85)
A87	75	81	WINDOW RR CTR TARDOP LESS LOUVERS	W TARDOP W/O LESS LOU(A87)
A88	75	87	CHECK RR OR	W RR OR CLK A88
A89	90	37	ADJUSTER 2-WAY PWR DRIVER ST	W 2-WAY(A89)
A81	75	81	GLASS RT PNL REMOVABLE	W RT PNL GLS(A81)
A82	75	81	GLASS RT PNL REMOVABLE W/ WLG & WAY GLS	W RT PNL GLS(A82)
A87	87	89	SEAT FRN SPLIT EASY ENTRY	W A87
A81	85	85	ADJUSTER 2-WAY PWR PASS SEAT	W 2-WAY PASS(A81)
A82	84	89	WINDOW FIXED S/ GLS UTILITY BODY	W A82
A81	84	89	WINDOW FIXED S/ GLS UTILITY BODY	W A81
A84	82	87	ADJUSTER 6-WAY PWR DRIVER & PASS	W 6-WAY(A84)
A85	82	87	ADJUSTER EASY ENTRY SEAT PASS	W A85
A86	84	86	SEAT ASM FRONT BENCH 2 PASS	W A86
A87	84	86	SEAT ASM FRN DR SPT 64 W/CTR A-RST 2 PASS	W A87
A89	84	87	SEAT ASM RECLINING BUCKET PASS & DR	W A89
A81	75	87	ADJUSTER 6-WAY PWR DRIVER ST 160-40 (VAR 3)	W 6-WAY A81
A82	75	87	ADJUSTER 6-WAY PWR PASS ST 160-40 (VAR 3)	W 6-WAY A82
A83	81	87	ADJUSTER 2 POS MEMORY	W 2 POS MEMORY(A83)
A84	89	89	ADJUSTER FRONT SEAT HEIGHT	W A84
A85	82	89	ADJUSTER 2-WAY PWR PASS ST	W 2-WAY A85
A87	75	81	ADJUSTER 6-WAY PWR DRIVER S/ E	W 6-WAY(A87)
A88	82	82	ADJUSTER 2-WAY PWR DRIVER ST	W 2-WAY(A88)
A89	85	87	ADJUSTER 6-WAY PWR ST	W 6-WAY(A89)
A83	85	87	ADJUSTER 4-WAY PWR DRIVER ST	W VAN 4-WAY(A83)
A84	82	87	SEAT ASM EASY ENTRY DRIVER	W A84
A85	82	87	SEAT ASM EASY ENTRY PASS	W A85
A86	82	84	WINDOW 64 DR UTILITY BODY	W A86
A87	82	84	WINDOW FRN UTILITY BODY	W A87
A88	82	84	WINDOW S/ ACCESS GLS L4 DR UTILITY BODY	W A88
A89	82	84	WINDOW S/ ACCESS GLS R4 DR UTILITY BODY	W A89
A81	75	81	WINDOW ONE-WAY GLS	W ONE WAY GLS(A81)
A81	82	89	WINDOW DEEP TINT GLS	W DEEP TINT GLS(A81)
A82	82	87	SEAT RR FLDG SIDEWAYS JUMP ST	W A82
A84	75	87	SEAT BELT GUIDE LOCK(PART)	W A84(PART)
A88	75	87	SEAT ASM FRN TRAVEL BED	W A88
A89	75	87	SEAT ASM CTR FR TRAVEL BED	W A89
A81	75	87	BELTS FRN CTR DR ST & FRN SHLDR; CLK	W CLK BELTS(A81)
A83	75	87	SEAT RR BAT	W A83
A84	84	85	SEAT ASM FRN BENCH FULL BK A-CTR A-RST	W A84
A85	84	86	SEAT ASM FRN BENCH SPT BK W/O CTR A-RST	W A85
A86	75	87	SEAT ASM FRN SPLIT W-CTR ARM REST 160-40	W A86
A87	75	89	SEAT ASM RR FLDG	W A87
A88	75	81	SEAT ASM RR FOLDING AUXILIARY	W A88
A89	85	87	SEAT ASM 2 PASS FRN SPLIT W/ INTEGRAL CNS	W A89
A81	75	87	SEAT ASM RR SPLIT BACK FOLD DOWN	W A81
A82	75	81	SEAT ASM BENCH FOLDING	W A82
A83	85	87	SEAT ASM FRN BKT A ELEN BODY SUPT CONT	W ELEN ST(A83)
A84	75	85	SEAT ASM FRN SPLIT PASS RECL 140-40	W A84
A85	75	81	ADJUSTER ST 64 DR ST	W ST BK ADJ(A85)
A87	75	87	SEAT ASM FRN BKT SMTVEL	W A87
A81	87	89	RESTRAINT CARGO PROVISIONS	W A81
A82	75	87	RESTRAINT SLOG(PHYMOC) LUNON CTR BODY	W SLOG PART(A82)
A83	75	87	SEAT ASM CTR RR	W A83
A84	75	87	SEAT ASM RR	W A84
A85	75	87	SEAT ASM FRN RECL BKT	W A85
A86	75	81	ACP CLASHION RESTRAINT	W A86
A87	75	81	RESTRAINT SYSTEM SEAT BELT & SHLDR HARNESS	W A87
A88	87	87	RESTRAINT SYSTEM AUTOMATIC PASSIVE	W A88

GM PRODUCTION OPTIONS

RPO	FY	LY	DIVISIONAL RPO DESCRIPTION	WOBGM RPO DESCRIPTION
#RE	76	21	SEAT ASM FRT BKT W/HHEEL	W 4R5
#RE	76	26	RESTRAINT SYSTEM FRT S'IDCV 1-2-3-4 EXPORT	W 4R6[EXPORT]
#RE	76	26	RESTRAINT SYSTEM FRT S'IDCV 6	W 4R5
#R7	76	21	SEAT ASM BKT	W 4R7
#R9	76	27	SEAT ASM FRT BKT RECL/EUROPEAN STYLE	W 4R9
#S1	82	27	SEAT ASM HIGH BACK BKT DRIVER	W 4S1
#S2	82	27	SEAT ASM HIGH BACK BKT PASS	W 4S2
#S3	76	27	SEAT ASM RP	W 4S3
#S5	84	26	SEAT ASM FRT BUCKLE IN-LINE	W 4S5
#S7	76	27	SEAT ASM FRT SPLIT 145-45	W 4S7
#S8	76	24	BELTS W/RETR FRT ST & DRIVER	W 4S8
#S4	87	27	RESTRAINT SYSTEM MANUAL ACTIVE	W 4S3
#T5	76	27	SEAT ASM CTR FOLD SLURRAN	W 4T5
#T6	76	27	ADJUSTER, ST BK MAN RECL-PASS	W MAN RECL[AT6]
#T8	76	24	SEAT ASM FRT SPLIT ADJ RECL 150-50	W 4T8
#U2	76	27	LOCK CARGO DR	W CARGO DR LK[AU2]
#U3	76	28	LOCK ST CR F.L.F.C	W-ELEC DR LK[AU3]
#U4	76	27	LOCK ST CR AUTO F.L.F.C	W-ELEC DR LK[AU4]
#U5	76	23	LOCK FRT ST BACK & DR-ELEC	W-ELEC ST & DR LK[AU5]
#U6	76	27	LOCK TRIGATE FRT F.L.F.C	W-ELEC TRIGATE LK[AU6]
#V2	76	25	CAMPER HOLD DOWN EQUIPMENT	W CAMPER HOLD[AU2]
#V3	84	27	FASTENER CAPCK TIE DOWN	W-AV1
#V5	76	27	SEAT FRT BKT HIGH BK	W-AV5
#V7	76	27	SEAT ASM FRT SPLIT NON-RECL 40-50	W-AV7
#V9	76	21	SEATING REQUIREMENTS JAPAN-EXPORT	W-AV9[EXPORT]
#W2	83	07	ADJUSTER 6-WAY MANUAL DRIVER SEAT	W 6-WAY[AW2]
#W3	83	07	ADJUSTER 6-WAY MANUAL PASSENGER SEAT	W 6-WAY[AW3]
#W4	76	08	CLIM SLUG RM ST DR EXTENDER	W-AW4
#W5	82	05	SEATING REQUIREMENTS EXPORT RELOCATION	W-AW5 EXPORT
#W9	82	07	SECURITY SHIELD DR STOM & LUG COMP	W-SECURITY DRP[AW9]
#X3	84	07	KEYLESS ENTRY SYSTEM	W 4X3
#X4	82	07	GELTS ST & FRT SPLIT 444[EXPORT]	W-AAA[EXPORT]
#X5	82	07	PARTITION EXPANDED METAL DRIVERS ST	W-4X5
#X6	82	07	PARTITION EXPANDED METAL W RM SLUG DR	W-4X6
#X7	82	07	PARTITION EXPANDED METAL W CTR SLUG DR	W-4X7
#X8	82	07	SEAT ASM BKT PEDESTAL W/ST BELTS DRIVER	W-4X8
#X9	82	07	LATCH RR CARGO DR	W RR CARGO DR LATCH[X9]
#Y9	82	07	ADJUSTER 6-WAY FWR SPLIT ST	W 6-WAY[AY9]
#C1	76	28	WINDOW DEEP TINTED GLS;ALL WOODS	W-TINT GLS[C1]
#C2	76	27	WINDSHIELD TINTED GLS SHADED JPR	W-TINT W/S GLS[A02]
#C4	84	25	WINDOW TINTED ST & RR GLS	W-TINT ST & RR GLS[A04]
#C7	76	27	WINDOW BODY GLS	W BODY GLS[A07]
#C8	76	27	WINDOW BODY GLS RM ST	W RM BODY GLS[A08]
#C2	76	27	WINDOW RR DR FIXED	W BK DR GLS[A12]
#A1	76	27	WINDOW ST DR GLS FIXED	W ST DR GLS[A11]
#A7	82	27	WINDOW SWING OUT GLS L4	W-SWING OUT GLS[A17]
#A8	76	27	WINDOW SWING OUT GLS RR DR	W-SWING OUT GLS[A18]
#A9	76	27	WINDOW SWING OUT GLS ST RR DR	W-SWING OUT GLS[A19]
#A2	87	27	ORIENTATION WRANGLER PKG "E"	W-A2R[CANADIAN]
#A3	76	23	WINDOW SWING OUT GLS RR CTR VENT	W-SWING OUT GLS[A20]
#A1	83	07	WINDSHIELD ADDITIONAL GLS LAMINATE	W-LAM W/S[A21]
#A6	76	27	WINDOW LIMITED KINGDOM & EUROPEAN GLAZING	W-A26[EXPORT]
#A9	75	28	WINDOW RR WDG SLUG GLS	W-SLOG RR WDG[A20]
#A1	76	28	WINDOW ELEC CONT	W-ELEC WDG[A31]
#A2	75	27	WINDOW ELEC OPERATED FRT CR	W-ELEC WDG[A32]
#A3	75	27	WINDOW ELEC CONT T-GATE DR BK DR	W-ELEC T-GATE WDG[A33]
#A4	76	21	WINDOW ELEC OPERATED RR VENT	W-ELEC RR VENT[A40]
#A2	76	27	ADJUSTER 6-WAY FWR ST BENCH	W 6-WAY[A42]
#A1	86	27	SEAT ADJ SYSTEM PAR A-MEMORY;INCL WRR	W-A43
#A4	76	21	ADJUSTER 2-WAY MAN BKT ST	W 2-WAY BKT[A44]
#A5	07	27	DECOR PACKAGE WRANGLER	W-AAA[CANADIAN]
#A5	07	28	SEAT FRT BKT	W-A50
#A1	76	27	SEAT ASM FRT BKT STRATO	W-A51
#A2	76	28	SEAT ASM FRT BENCH	W-A52
#A3	83	23	ADJUSTER 6-WAY MAN DRIVER & 2-WAY MAN PASS	W 6-WAY & 2-WAY[A53]
#A7	76	27	SEAT ASM AUX PASS	W-A57
#A6	76	27	BACK FRT ST W/CTR ASM REST SPLIT ST	W-A65
#A0	76	25	WINDOW REM CONT RR VENT	W-REM CONT RR VENT[A70]
#A5	76	27	CUSHION W/BK SPR H D FRT ST	W-H D FRT ST[A75]
#A6	76	27	CUSHION W/BK SPR H D RR ST	W-H D RR ST[A76]
#A7	76	21	AUTO SEAT BELT RESTR SYSTEM 13 POINT	W-A77
#A8	76	27	BACK RECL-PASS ST & DRIVER ST MAN	W-MAN RECL[A78]
#A9	76	27	BACK MAN RECL DRIVER ST	W-MAN RECL[A79]

GM PRODUCTION OPTIONS

RPO	FY	LY	DIVISIONAL RPO DESCRIPTION	ADDITIONAL RPO DESCRIPTION
A80	76	57	BACKLIDED RECL DRIVER ST	M-ELSD RECL, A80
A81	76	57	BACKLIDED RECL PASS ST	M-ELSD RECL, A81
A82	05	58	RESTRAINT SYSTEM HEAD	M-RESD A81, A82
A87	05	55	SEAT RR MCTR 4-PS	M-RR S1, A87
A90	76	57	LOCK RR COMPT LID REM CONT, ELEC FFL	M-FLSD COMPT LID, A90
A91	76	57	FULLDOWN RR COMPT LTO	M-FLCK LID, FLTDOWN, A91
A92	76	57	LOCK, OTR STOR COMPT	M-STOR COMPT, A92
A94	07	57	LOCK, ORIBRE CYLINDER	M-ORC OR LK, A94
A95	02	07	SEAT ASM DAT BKT N3 BK RECL DRIVER & PASS	M-A95
A96	76	57	LOCK, LUG & SPK TIRE COMPT	M-LUG COMPT LK, A96
A99	76	57	LOCK, L P COMPT	M-S-BOX LK, A99
B40	07	07	ORNAMENTATION EXTRA DR K/P LT	M-DR K/P LT, B40
B41	05	07	ORNAMENTATION EXTRA MOD	M-MOD ORNA, B41
B42	05	06	ORNAMENTATION EXTRA EXPORT	M-EXTR ORNA, B42, EXPORT
B44	05	05	ORNAMENTATION EXTRA MOD MLOGS	M-EXTR MOD MLOG, B44
B45	06	06	ORNAMENTATION EXTRA CUSTOM	M-CUST EXTR, B45
B46	07	07	COMPARTMENT RR SHELF AND STORAGE	M-RR COMPT, B46
B48	76	07	COMPARTMENT FRI ST STORAGE-PASS	M-FRT ST STOR COMPT, B48
B49	05	06	COMPARTMENT FRI ST STORAGE-DRIVER	M-FRT ST STOR COMPT, B49
B47	05	07	LINING, Luggage COMP (DELETE)	(END LUG COMPT LUG)
B53	05	07	ORNAMENTATION INTER DRIVER SE DR PK	M-DR PKT, B53
B54	76	07	ORNAMENTATION INTER DR TR PNL MAP PNL	M-MAP PKT & RECL, B54
B55	76	07	ORNAMENTATION INTER HEADLINER TRUCK	M-EXTR ORNA, B55
B58	76	04	MO, DRNG, DR TH	M-DR TR MLOG, B58
B61	76	07	ORNAMENTATION INTER BRUSHED ALUM	M-BRUSHED ALUM, B61
B61	02	07	PANEL, INSTR SP	M-IF, B61
B62	76	07	ORNAMENTATION INTER WOODGRN INST CLSK	M-WDSRN I-P, B62
B62	02	07	PANEL, INSTR, HI EXTRA FRI WOODGRN	M-ELECTRA, EST I-P, B62
B62	06	07	ORNAMENTATION INTER WOODGRAIN LK	M-WDSRN I-P, B62
B63	76	07	PANEL, INSTR, CLK	M-CLK I-P, B63
B64	05	07	COAT HANGER, RETRACTABLE	M-HGR, B64
B65	76	07	ORNAMENTATION INTER LOAD COMPT PNL CPTD	M-CPTD LOAD, FLR, B65
B68	04	07	ORNAMENTATION INTER DR PKT, FR & LH	M-DR PKT ORNA, B68
B69	05	07	ORNAMENTATION EXTE HXIC (DELETE)	(EXC HXIC MLOG)
B71	04	07	MOLDING, ROCKR PNL (DELETE)	(EXC RKP PNL MLOG)
B72	05	07	ORNAMENTATION EXTE FR END (DELETE)	(EXC FR ORNA)
B73	05	07	ORNAMENTATION INTER ACCF, BARK PRDA	M-INTR ORNA, B73
B81	04	06	ORNAMENTATION INTER (EXPORT)	M-INTR ORNA, B81, EXPORT
B82	76	07	CARPET, DLX	M-CLX CPT, B82
B83	07	07	MATS, STEPAFL	M-BF3
B84	04	07	CARPET, INST	M-CUST CPT, B84
B89	76	07	INSULATION & PAD, FR MAT	M-BF9
B93	07	07	FIL, FR RR FR PNL	M-BG3
B94	07	07	TRIM, COMBINATION, INTER BUS FOUR	M-BIG FOUR TR, B94
B97	76	07	CARPET, M P	M-M P CPT, B97
B99	76	07	MAT, RUBBER, FRI & RR	M-FR MAT, B99
B99	05	07	COVERING, F, R, RUBBER	M-FR MAT, B99
B51	76	07	INSULATION, ACUSTIC, A	M-INSUL, B51
B52	76	07	INSULATION, ACUSTIC, A (SPI)	M-SPL INSL, B52
B54	04	07	INSULATION, CAR, BK PNL	M-CAR BK INSL, B54
B56	04	07	DOOR SEAL, AUXILIARY	M-AUX DR SEAL, B56
B71	76	07	PO, ICE CAR	M-FOLDS, B71
B91	76	07	MOLDING, SE, WDG, RV, BRIGHT & PAINTED	M-WDG RV MLOG, B91
B92	76	07	MOLDING, FR COMPT, LID	M-COVRT LID MLOG, B92
B93	04	07	ORNAMENTATION INTER, L P (BLACK)	M-L P ORNA, B93
B95	04	07	CYLINDER, PAINTED, DOOR, CLK	M-B95
B97	04	07	APPLIQUE, PILLAR, (DELETE)	(END P, P APLO)
B98	02	07	HANDLE, DR CLK	M-CLK DR MLOG, B98
B99	07	07	MOLDING, SE, DLX	M-CLK SE MLOG, B99
B99	05	07	ORNAMENTATION EXTE WOODGRAIN APLO, CLK	M-WDSRN, B99
BW1	02	07	ORNAMENTATION EXTE, FR END	M-EXTR ORNA, BW1
BW2	76	07	ORNAMENTATION EXTE, BODY SI MLOG, CLK	M-BODY SI MLOG, BW2
BW3	04	07	ORNAMENTATION EXTE, FR MOD TR, PRINTED	M-FR MOD EXTR ORNA, BW3
BW5	76	07	ORNAMENTATION EXTE, SIM FULL BAR	M-FULL BAR, BW5
BW6	76	07	ORNAMENTATION EXTE, BODY SI DECOR	M-BODY SI DECOR, BW6
BW7	76	07	ORNAMENTATION EXTE, PLR APLO	M-PLR APLO, BW7
BW8	05	07	ORNAMENTATION EXTE, FR	M-EXTR ORNA, BW8
BW9	07	07	ORNAMENTATION EXTE, FR, FR, FR & RR END	M-BODY FR, BW9
BX1	76	07	ORNAMENTATION EXTE, FR, FR, FR	M-SPORT PKG, BX1
BX2	76	07	MOLDING, BODY SI, FR, FR, FR	M-BODY SI MLOG, BX2
BX3	76	07	ORNAMENTATION EXTE, WOODGRAIN SI PNL	M-WDSRN, BX3
BX4	76	07	MOLDING, BODY SI	M-BODY SI MLOG, BX4

GM PRODUCTION OPTIONS

RPD	FY	LY	DIVISIONAL RPD DESCRIPTION	WDCOM RPD DESCRIPTION
8X5	76	57	MOLDING FR. ORN(PAINTED)	A 8X5
8X6	76	57	ORNAMENTATION EXTR MOLD & APPL	A 8X6 ORNA MOLD
8X8	76	57	MOLDING FR. FOR BODY SJ. TAILGATE	A 8X8
8X9	76	57	ORNAMENT FR. END PNL & MOLD(KNU)	A 8X9 ORNA MOLD
8Y1	76	57	ORNAMENTATION EXTR BODY EMBLEM	A 8Y1 BODY FRM(BY1)
8Y3	76	51	HEADLINER HANDBOARD FIRM & PERFORATED VIN	A 8Y3 HDL(BY3)
8Y4	84	57	ORNAMENTATION I-P MURUSPAN(BRAND NATIONAL)	A 8Y4 BRAND NATIONAL I-P ORNA(BY4)
8Y6	76	57	ORNAMENTATION EXTR FR. DECOR PLT	A 8Y6 ORNA(BY6)
8C2	76	51	BODY EQUIPMENT TAXICAB	A 8C2 TAXI(BC2)
8C5	82	57	BODY EQUIPMENT ARMORED	A 8C5
8C7	76	51	SPECIAL BODY POLICE CAR(VAR 2)	A 8C7 POLICE(BC7)
8C9	76	51	POLICE GROUP FREEMAN ENFORCER	A 8C9 POLICE(BC9)
81A	87	57	CUSTOM TRUCK PACKAGE	A 81A TRUCK(B1A)
81C	87	57	PAINT SYSTEM BASE COAT, CLEAR COAT	A 81C
81D	87	57	POSS. SOLIDS PRIMER	A 81D
81F	87	57	LIQUID APPLIED PRIMER	A 81F LIQUID PRIMER
81H	87	57	LOCK TAILGATE POWER	A 81H LOCK TAILGATE(LH,81H)
81K	87	57	STEERING GEAR RATIO	A 81K SPORT MOLD F4G,2521
81S	76	57	ORNAMENTATION INTR. DIX	A 81S
819	76	57	ORNAMENTATION INTR. CUST	A 819 CUST INTR ORNA(B19)
82A	85	57	SEAT ASM CUSTOM FR. & RR	A 82A SEAT(B2A)
82G	86	57	COMPONENTS OF CROC-Z PACKAGE	A 82G CROC-Z PKG(B2G)
82H	87	57	OLYMPIC EMBLEM	A 82H OLYMPIC EMBLEM(B2H)
82J	87	57	OLYMPIC MOLD	A 82J OLYMPIC MOLD(B2J)
82L	76	51	APPEARANCE PACKAGE	A 82L
82O	76	57	ORNAMENTATION INTR. LUX	A 82O
82T	76	57	EMBLEM DR. INR PNL	A 82T
82U	84	57	SPOILER RR WHL OAG	A 82U RR WHL SPL(B2U)
82A	84	57	MOLDING ST. WDC AV. (PA)	A 82A MOLD MOLD(B2A)
82S	82	57	TRUCK LOG COMPTIBLE	A 82S TRUCK COMPT(B2S)
82E	76	57	ORNAMENTATION INTR. FR. DR. HDL	A 82E
82T	86	55	ORNAMENTATION INTR. WDC REG MOLD	A 82T WDC REG MOLD(B2T)
82S	76	81	MAT FR. & RR FLR	A 82S
82S	82	55	ORNAMENTATION INTR. RR DR. HDL	A 82S
83D	76	57	SCHOOL BUS EQUIPMENT	A 83D
83J	84	83	DIESEL EQUIPMENT Pkg	A 83J
83M	76	87	SCHOOL BUS EQUIPMENT DUX	A 83M
83L	87	87	EQUIPMENT CONTROL WDC SCHOOL BUS	A 83L
83C	76	87	CARPET FLR & WHLSE	A 83C
83Z	76	86	MAT FR. FLR	A 83Z
83Z	76	86	MAT RR FLR	A 83Z
83A	76	87	MATS FR. FLR(CARPET INSERT)	A 83A
83S	76	87	MATS RR FLR(CARPET INSERT)	A 83S
83B	75	87	MAT LOG COMPT	A 83B
83T	75	87	MAT FR. & RR	A 83T
83Z	75	87	CARPET, LOG FLR	A 83Z LOG FLR(B3Z)
84C	87	87	LUXURY TOURING LTD PACKAGE	A 84C
84A	85	87	SOUND SYSTEM EXTENDED RANGE	A 84A
84M	85	87	CUSTOM FEATURE Pkg	A 84M CUSTOM Pkg(B4M)
84N	85	87	SOUND SYSTEM EXTENDED RANGE	A 84N
84P	87	87	FRM RADIATOR COOLING BOOST	A 84P
84Q	84	86	STEERING COLUMN FLT. COMPLETE	A 84Q EXC TLT WHL(B4Q)
84T	84	87	GLASS EUROPEAN (DELETE)	A 84T EXC EUROPEAN GLS(B4T)
84U	86	85	SPORTS PERFORMANCE PACKAGE	A 84U SPORT Pkg(B4U)
84M	84	85	WINDOW POWER OPERATED	A 84M WINDOW Pkg(B4M)
84A	76	81	SPORT APPEARANCE PACKAGE	A 84A SPORT Pkg(B4A)
84Z	85	87	I R O C Z PERFORMANCE & APPEARANCE Pkg	A 84Z IROC Z Pkg(B4Z)
84Z	76	83	MAT, LOG COMPT FLR DUX	A 84Z LOG COMPT FLR(B4Z)
84A	76	81	CARPET LOG FLR LOOSE	A 84A LOG COMPT FLR(B4A)
84E	76	87	TRUCK SPL. ORDER EQUIPMENT	A 84E SPL TR(B4E)
84R	85	87	MATS RR FLR	A 84R
84R	76	87	TRUCK LOG COMPT, DUX	A 84R LOG COMPT(B4R)
849	76	81	COVERING FR. & RR FLR DUX CARPET	A 849 FR. & RR FLR(B49)
85L	85	86	SPORT WHEEL Pkg	A 85L SPORT WHL Pkg(B5L)
85F	85	86	STRIPE COMPONENTS SL. WDC CANADIAN CHEVETTE	A 85F STRIPES CANADIAN
85C	82	81	EMISSION SYSTEM CALIF. BACK-UP	A 85C
85A	75	81	ALUMINUM WHEELS	A 85A ALUM WHEEL(B5A)
85S	85	85	APPEAR Pkg ALL WHITE EXTRA. ACCENT EUROSPORT	A 85S WHITE APPEAR Pkg(B5S)
85T	82	81	EMISSION SYSTEM BACK-UP	A 85T
85T	85	86	EUROSCOPE	A 85T EUROSCOPE(B5T)
85Y	82	84	CLUSTER ELEC. BACK-UP SYSTEM	A 85Y
85I	76	87	MOLDING FR. PNL, EXHA. WHEEL	A 85I EXHA. WHEEL(B5I)
85J	76	87	MAT, FR. FLR(CARPET INSERT) DUX	A 85J

GM PRODUCTION OPTIONS

RPO	RY	LY	DIVISIONAL RPO DESCRIPTION	WODGM RPO DESCRIPTION
B54	W2	87	WAT RF FLUOROPOLYMER INSERT (CLX)	W-B54
B56	W6	87	WIDING HRR FNL EXTRA WIDE (BLACK, CLX)	W-WIDE WLOG (B56)
B57	W6	87	TRIM, EXTR D.X	W-CLX EXTR TR (B57)
B6A	W5	85	APPEAR PRD BLACK ACCENT EXTR EUROSPORT	W-BLACK APPEAR PRD (B6A)
B6S	W7	88	TRAFFI RFD PACKAGE	W-B6S
B6Q	W6	86	GRAPHIC PACKAGE #2	W-B6Q
B6S	W5	87	COVERING FLX & SJ WALL-IFUNK COVER	W-LOG COVER (46, B6S)
B67	W5	87	BOX STORAGE (CASSETTE TAPE)	W-STOR BOX (B67)
B69	W5	81	INSULATOR RZOF	W-FF (B69)
B74	W5	86	ORNAMENTATION EXTR (SILVER)	W-FAFF (B6A) (B74)
B78	W5	86	ORNAMENTATION EXTR (CHESTNUT)	W-FAFF (B6A) (B78)
B7C	W5	86	ORNAMENTATION EXTR (BLACK)	W-FAFF (B6A) (B7C)
B74	W2	87	INJECTION BLEK FUELIS-PORT, W/D COVER	W-B74
B7L	W2	87	INJECTION BLEK FUELIS-PORT, W/CONVR	W-B7L
B7M	W2	87	INJECTION BLEK FUELIS-PORT, W/D COVER	W-B7M
B7N	W2	87	INJECTION BLEK FUELIS-PORT, W/D COVER	W-B7N
B7P	W2	87	INJECTION BLEK FUELIS-PORT, W/D COVER	W-B7P
B7Q	W2	87	INJECTION BLEK FUELIS-PORT, W/D COVER	W-B7Q
B7R	W2	87	INJECTION BLEK FUELIS-PORT, W/D COVER	W-B7R
B7S	W2	87	INJECTION BLEK FUELIS-PORT, W/D COVER	W-B7S
B7T	W2	87	INJECTION BLEK FUELIS-PORT, W/D COVER	W-B7T
B7U	W2	87	INJECTION BLEK FUELIS-PORT, W/D COVER	W-B7U
B7V	W2	87	INJECTION BLEK FUELIS-PORT, W/D COVER	W-B7V
B7W	W2	87	INJECTION BLEK FUELIS-PORT, W/D COVER	W-B7W
B7X	W2	87	INJECTION BLEK FUELIS-PORT, W/D COVER	W-B7X
B7Y	W2	87	INJECTION BLEK FUELIS-PORT, W/D COVER	W-B7Y
B7Z	W2	87	INJECTION BLEK FUELIS-PORT, W/D COVER	W-B7Z
B81	W5	87	MOLDING WHL OFG (CUSTOM, BLACK)	W-B81
B82	W5	87	MOLDING WHL OFG (CUSTOM, BLACK)	W-B82
B83	W5	87	MOLDING WHL OFG (CUSTOM, BLACK)	W-B83
B84	W5	87	MOLDING WHL OFG (CUSTOM, BLACK)	W-B84
B85	W5	87	MOLDING WHL OFG (CUSTOM, BLACK)	W-B85
B86	W5	87	MOLDING WHL OFG (CUSTOM, BLACK)	W-B86
B87	W5	87	MOLDING WHL OFG (CUSTOM, BLACK)	W-B87
B88	W5	87	MOLDING WHL OFG (CUSTOM, BLACK)	W-B88
B89	W5	87	MOLDING WHL OFG (CUSTOM, BLACK)	W-B89
B90	W5	87	MOLDING WHL OFG (CUSTOM, BLACK)	W-B90
B91	W5	87	MOLDING WHL OFG (CUSTOM, BLACK)	W-B91
B92	W5	87	MOLDING WHL OFG (CUSTOM, BLACK)	W-B92
B93	W5	87	MOLDING WHL OFG (CUSTOM, BLACK)	W-B93
B94	W5	87	MOLDING WHL OFG (CUSTOM, BLACK)	W-B94
B95	W5	87	MOLDING WHL OFG (CUSTOM, BLACK)	W-B95
B96	W5	87	MOLDING WHL OFG (CUSTOM, BLACK)	W-B96
B97	W5	87	MOLDING WHL OFG (CUSTOM, BLACK)	W-B97
B98	W5	87	MOLDING WHL OFG (CUSTOM, BLACK)	W-B98
B99	W5	87	MOLDING WHL OFG (CUSTOM, BLACK)	W-B99
CAL	W6	83	ROOF STEEL SLOG SUN LEO	A-LEO SUN RF-CAL
C42	W6	87	COVERING, EXTR SCOT TR RF DELETE	EXC WHL RF
C49	W6	83	ROOF VINYL PADDED FULL TOP HALO TYPE	A-FULL VINI (C49)
C8A	W6	87	ROOF VINYL PADDED REAR HALO (LANDAU)	A-RE VINI (C8A)
C8B	W6	87	ROOF VINYL PADDED FULL TOP	A-FULL VINI (C8B)
C8C	W6	87	ROOF VINYL PADDED W-HALO WLOG FULL TOP	A-HALO VINI (C8C)
C8D	W6	87	ROOF VINYL PADDED LANDAU FRONT	A-FR VINI (C8D)
C8E	W6	87	TOP REMOVABLE	A-REM TOP (C8E)
C8F	W6	87	PANELS GLS RF HATCH, REMOVABLE	A-HATCH RF (C8F)
C8G	W6	87	ROOF VINYL PADDED REAR HALO	A-RR VINI (C8G)
C8H	W6	87	ROOF REMOVABLE FNL (TRANSPARENT PLASTIC)	A-CLAR RF FNL (C8H)
C8I	W6	87	INDICATOR LON WSWA FLUO	A-LON FLUO (C8I)
C8J	W6	87	WASHER & WIPER, PULSE W/S	A-PULSE WPR (C8J)
C8K	W6	87	WASHER & WIPER, WIPER W/S	A-WIPER WPR (C8K)
C8L	W6	87	WASHER & WIPER, WIPER WIP	A-WIPER WPR (C8L)
C8M	W6	87	WASHER & WIPER, WIPER WIP	A-WIPER WPR (C8M)
C8N	W6	87	WASHER & WIPER, WIPER WIP	A-WIPER WPR (C8N)
C8O	W6	87	WASHER & WIPER, WIPER WIP	A-WIPER WPR (C8O)
C8P	W6	87	WASHER & WIPER, WIPER WIP	A-WIPER WPR (C8P)
C8Q	W6	87	WASHER & WIPER, WIPER WIP	A-WIPER WPR (C8Q)
C8R	W6	87	WASHER & WIPER, WIPER WIP	A-WIPER WPR (C8R)
C8S	W6	87	WASHER & WIPER, WIPER WIP	A-WIPER WPR (C8S)
C8T	W6	87	WASHER & WIPER, WIPER WIP	A-WIPER WPR (C8T)
C8U	W6	87	WASHER & WIPER, WIPER WIP	A-WIPER WPR (C8U)
C8V	W6	87	WASHER & WIPER, WIPER WIP	A-WIPER WPR (C8V)
C8W	W6	87	WASHER & WIPER, WIPER WIP	A-WIPER WPR (C8W)
C8X	W6	87	WASHER & WIPER, WIPER WIP	A-WIPER WPR (C8X)
C8Y	W6	87	WASHER & WIPER, WIPER WIP	A-WIPER WPR (C8Y)
C8Z	W6	87	WASHER & WIPER, WIPER WIP	A-WIPER WPR (C8Z)
C91	W6	87	WASHER & WIPER, WIPER WIP	A-WIPER WPR (C91)
C92	W6	87	WASHER & WIPER, WIPER WIP	A-WIPER WPR (C92)
C93	W6	87	WASHER & WIPER, WIPER WIP	A-WIPER WPR (C93)
C94	W6	87	WASHER & WIPER, WIPER WIP	A-WIPER WPR (C94)
C95	W6	87	WASHER & WIPER, WIPER WIP	A-WIPER WPR (C95)
C96	W6	87	WASHER & WIPER, WIPER WIP	A-WIPER WPR (C96)
C97	W6	87	WASHER & WIPER, WIPER WIP	A-WIPER WPR (C97)
C98	W6	87	WASHER & WIPER, WIPER WIP	A-WIPER WPR (C98)
C99	W6	87	WASHER & WIPER, WIPER WIP	A-WIPER WPR (C99)

GM PRODUCTION OPTIONS

RPO	FY	LY	DIVISIONAL RPO DESCRIPTION	WDBGM RPO DESCRIPTION
CP0	87	87	LAMP INTR. Pkg COMPT CTSY,DELETE	LAMP INTR. Pkg COMPT CTSY LP1
CU1	76	87	DRIVEMNT BODY SWR. RM EXTR	A EXTR. SWR. CO1
CU4	76	87	ROOF VINY. PADDED FR HALF (LANDAU)	A RR VNY(CO4)
CU5	76	87	TOP CONVERTIBLE FOLDING	A FLDG TOP(CO5)
CU6	82	86	TOP CONVERTIBLE	A CONV. CO5
CU7	76	87	ROOF ASTRO VIEW & SIMULATED ROLL BAR W.DG	A ASTRO RFI(CO6)
CU9	76	87	ROOF VINY. PADDED, FULL TOP	A FULL VNY(CO9)
C1A	85	87	COMPONENTS OF ZEE CANOE DECOR Pkg	A CANOE(ZE1)
C1B	86	87	COMPONENTS OF TR9 LAMP GROUP	A TR9
C10	86	87	COMPONENTS OF Z09 LS SPORT COUPE	A LS(Z09)
C1G	87	87	STE PACKAGE	A STE(Y88)
C10	86	87	SPECIAL COMPONENTS OF CELEBRITY Z	A EUROSPORT(Z99)
C1R	86	87	SPORT Pkg MODIFICATION	A SPORT Pkg Z65
C10	76	87	BLAIRITE	A BLAIRITE(C10)
C10	87	87	ROOF VINY. PADDED SPECIAL LANDAU	A SF. VNY C10
C1E	76	87	WIPER & BLADE, W/S BLACK	A WLS
C2E	85	86	CYLINDER COVER AIR CLEANER	A AIR CLEAN. CVR(C2E)
C21	82	83	WIPER & BLADE, W/S PAINTED	A WLS
C26	76	87	WASHER & WIPER RR W/O	A RR W/O WPR(C26)
C27	86	86	COVERING, SOFT TR RFI(CAMBREA), CLOTH	A CAMBREA(C27)
C3E	76	87	HEATER AIR	A HEAT. HTR C3E
C4D	84	87	HEATER STANDARD (ELECTRONIC)	A HEAT. COAT HTR(C4D)
C41	76	87	HEATER W/O DEF. O/S AIR	A HTR(C41)
C42	76	87	HEATER W/O DEF. F/D	A HTR(C42)
C43	76	87	TAILGATE, ST	A STL T. GATE(C43)
C44	76	87	TAILGATE, PLSTC	A PLSTC T. GATE(C44)
C4E	82	87	HEATER, HIGH CAPACITY	A HTR(C4E)
C4H	76	87	DEFROGGER, RR W/O FLDG	A FLDG DEF(C4H)
C5C	76	87	DEFROGGER, RR W/O	A SLO DEF(C5C)
C51	76	87	DEFLECTOR AIR	A AIR DEF(C51)
C55	76	87	VENTILATOR RR	A RR VENT(C55)
C56	84	87	VENTILATOR FORCED AIR, RIGHT SE	A RR AIR VENT(C56)
C5C	76	87	AIR CONDITIONER, VAN CONT	A V A C(C5C)
C51	76	87	AIR CONDITIONER, AUTO CONT	A V A C(C51)
C52	76	87	AIR CONDITIONER, FRT INSTAL. H/R VED	A V A C(C52)
C54	76	87	AIR CONDITIONER, TEMPMAT. CONT	A V A C(C54)
C57	84	87	AIR CONDITIONER, AL. WEATHER-ELECTRONIC	A V A C(C57)
C58	82	87	AIR CONDITIONER, ELEC. CLIMATE CONT	A V A C(C58)
C59	76	87	AIR CONDITIONER, OVERHEAD SYSTEM	A V A C(C59)
C71	82	87	LAMP FRT DR CTSY	A FRT DR CTSY LP(C71)
C72	82	87	LAMP RR DR CTSY	A RR DR CTSY LP(C72)
C73	84	84	LAMP MAIN OPERATES INT. HEADLAMP BODY	A MAIN LP(C73)
C75	85	87	LAMP CHIR FRT HD CTSY & DIA. FOG	A FRT CTSY & FOG LP(C75)
C76	85	86	LAMP CHIR C/P HD, F SW	A C/P LP(C76)
C77	85	86	LAMP CHIR FRT HD, F CTSY	A FRT CTSY LP(C77)
C78	85	87	LAMP DOWN CTSY & SINGLE FOG	A DOWN & FOG LP(C78)
C80	76	84	SWITCH FRT DR LAMP	A FRT DR LAMP SW(C80)
C81	76	87	SWITCH RR DR LAMP	A RR DR LAMP SW(C81)
C87	82	87	LAMP RR DR CTSY	A RR CTSY LP(C87)
C89	76	87	LAMP RR COMPT CTSY	A RR COMPT CTSY LP(C89)
C89	76	87	LAMP, RGS	A RGS LP(C89)
C90	76	87	LAMP CTSY & ARMS RR	A CTSY & ARMS LP(C90)
C91	82	87	LAMP DRIVE	A DRIVE LP(C91)
C92	76	87	LAMP DOWN & CHRG	A DOWN & CHRG LP(C92)
C93	76	87	LAMP OVERHEAD EXTR	A OVERHEAD LP(C93)
C94	76	87	LAMP DELAYED DOWN	A DELAYED DOWN LP(C94)
C95	76	87	LAMP ASM DOWN & RGS	A DOWN & RGS LP(C95)
C96	76	87	LAMP CTR CTSY & RGS	A CTR RGS LP(C96)
C97	76	87	LAMP DR CTSY LOT	A DR LP LOT(C97)
D83	84	86	SUNSHADE, W/S, A-EXTENSION	A SUNSHADE(D83)
D84	84	87	SUNSHADE, W/S, A-POCKETS	A SUNSHADE(D84)
D84	87	87	MIRROR O/S RR VIEW TILT, DUAL RGS LAMPS	A TILT MTR(D84)
D87	76	87	MIRROR O/S RR VIEW, CUST CHA	A CUST MTR(D87)
D88	86	87	MIRROR O/S RR VIEW, CUST BREAKAWAY	A CUST EXP(D88)
D89	76	87	MIRROR O/S RR VIEW, ELEC REM PASS ST	A P.C. (HR. MTR(D89)
D90	76	87	MIRROR O/S RR VIEW, ELEC REM DRIVER SE	A P.C. (HR. MTR(D90)
D97	75	87	MIRROR W/THERM O/S RR VIEW, ELEC REM	A THERM. (LUM. MTR(D97)
D98	84	87	MIRROR INSIDE RR VIEW, DAY, NIGHT, AUTO	A AUTO DAY, NIGHT MTR(D98)
D99	82	87	MIRROR O/S RR VIEW, ELEC REM, EXPORT	A EXP. EXPORT
DE1	82	87	SUNSHADE B W/O	A DE1
EF4	86	87	SUNSHADE REMOVABLE HATCH ROOF	A HATCH RE SS(DE4)
JE6	84	84	SUNSHADE, A-S, WITHOUT EXTENSION	A SUNSHADE(JE6)

GM PRODUCTION OPTIONS

RPO	FT	LY	DIVISIONAL	RPO DESCRIPTION	MODGM RPO DESCRIPTION
DE1	82	87	MIRROR, O/S FR VIEW REV BREAKAWAY, EXPORT		W:DET:EXPORT
DE9	75	87	CONSOLE FR COMPT NON-SHIELDING		W:CONS:DE9
DF1	75	87	MIRROR, CAMPER (PAINTED)		W:PA CAMPER MIRROR
DF7	75	87	MIRROR, CAMPER (STAINLESS)		W:CA CAMPER MIRROR
DF3	75	87	MIRROR, O/S FR VIEW REV CONT PASS SI		W:CA REV MIRROR
DF4	75	87	MIRROR, O/S FR VIEW REV CONT PASS SI		W:SPORT REV MIRROR
DF4	85	86	MIRROR, O/S FR VIEW BREAKAWAY (CHR:EXPORT)		W:DF:EXPORT
DF5	75	86	MIRROR, O/S FR VIEW ELEC REV THERM [LJUV]		W:THERM [LJUV MIRROR]
DF5	85	87	MIRROR, O/S FR VIEW ELEC BREAKAWAY (CHR:EXPORT)		W:DF:EXPORT
GG1	75	87	MIRROR, O/S FR VIEW PASS SI		W:PASS SI MIRROR
GG1	85	86	MIRROR, O/S FR VIEW PASS SI		W:PASS SI MIRROR
GG2	75	87	MIRROR, O/S FR VIEW ELEC REV		W:ELEC MIRROR
GG4	75	87	MIRROR, WEST COAST TYPE SMALL		W:BELOW EYELINE MIRROR
GG5	76	87	MIRROR, SENIOR WEST COAST		W:SR WEST COAST MIRROR
GG6	76	87	MIRROR, O/S FR VIEW RT & LT ELEC THERM		W:THERM MIRROR
GG7	76	87	MIRROR, O/S FR VIEW ELEC REV, SPORT		W:ELEC SPORT MIRROR
GG8	82	87	MIRROR, BREAKAWAY, EXPORT		W:GG:EXPORT
CH6	76	87	MIRROR, VISOR VANITY DR & PASS		W:VISOR VAN MIRROR
CH9	76	87	MIRROR, O/S FR VIEW, CUSTOM PASS SI		W:SPORT MIRROR
CK2	84	87	MIRROR, O/S FR VIEW ELEC REMOTE		W:ELEC MIRROR
CK4	84	87	CONSOLE FR COMPT FLUORINOL		W:CONS:CK4
CK6	85	87	CONSOLE INTL FR		W:FR CONS:CK6
CKT	84	85	DECAL, NO. 1 (DELETE)		EXC GLYPTIC DECAL
CK9	86	86	DECAL FR END PAL & FR DR		W:DECAL:CK9
DL1	76	83	DECALS & STRIPES		W:ACHT STRIPES (DL1)
DL2	76	87	DECAL & STRIPES		W:ACHT STRIPES (DL2)
DL2	86	86	DECAL, NO. 2		W:NO DECAL (DL2)
DL4	84	87	DECAL, TWO-TONE PAINT SCHEME		W:DL4
DL6	76	87	DECAL & STRIPES		W:ACHT STRIPES (DL6)
DL8	82	87	MIRROR, O/S FR VIEW ELEC CONT (HTO ELEM)		W:ELEC HTO MIRROR
DL9	84	87	DECAL, FR TDR & FR GTR, BLACKOUT		W:DL9
DM1	85	87	DECAL, DR		W:DM1
DR1	86	87	MIRROR, O/S LH & RH WAK CONT, PAINTED		W:FR MIRROR
DR2	85	87	MIRROR, O/S FR WAK CONT DRIVER SI (DR)		W:CA MIRROR
DR3	86	87	MIRROR, O/S LH & RH WAK CONT (DR)		W:CA MIRROR
DR4	85	87	MIRROR, O/S FR VIEW LH & RH REV CONT (DR)		W:CA REV MIRROR
DR5	85	87	MIRROR, O/S FR VIEW LH & RH REV WAK CONT (DR)		W:CA REV MIRROR
DT4	84	87	ASH RECEPTACLE & CIGARETTE LIGHTER		W:DT4
DM1	86	86	STRIPES, BODY SI NOODLE		W:ACHT STRIPES (DM1)
DX1	82	87	DECAL, HOOD APPLIQUE		W:DX1
DX3	85	87	STRIPES (DELETE)		EXC STRIPES (DX3)
DX4	75	87	FREE SPIRIT		W:FREE SPIRIT (DX4)
DX4	82	87	STRIPES, BODY SI		W:ACHT STRIPES (DX4)
DX5	75	87	STRIPES, BODY SI (BUICK)		W:ACHT STRIPES (DX5)
DX5	75	87	STRIPES, BODY SI (CHEVROLET)		W:ACHT STRIPES (DX5)
DX5	82	87	STRIPES, BODY SI (MULTI-TONE)		W:ACHT STRIPES (DX5)
DX6	76	87	STRIPES, BODY SI (3 MULTI-TONE)		W:ACHT STRIPES (DX6)
DX9	75	87	TAPE ACCENT STRIPES		W:ACHT STRIPES (DX9)
DY1	75	87	DECALS & STRIPES		W:ACHT STRIPES (DY1)
DY2	83	87	STRIPES, ACCENT (MULTICOLOR)		W:ACHT STRIPES (DY2)
DY5	75	87	DECALS & STRIPES, DECK LID		W:DY5
DD1	82	87	PAINT, LACQUER MASTER		W:DD1
DD2	82	86	PAINT, ENAMEL MASTER		W:DD2
DD3	84	86	PAINT, WATER MASTER		W:DD3
DD4	85	87	PAINT, LOW GLOSS FINISH		W:DD4
DD5	82	86	HANDLE, INSIDE		W:DD5:EXPORT
DD6	82	87	REST FR COMPT ARM		W:CA REST:DD6
DD7	85	87	CONSOLE FR, FLOOR CUSHION		W:FR COMPT:DD7
DD8	86	87	PAINT, HIGH-GLOSS FINISH		W:DD8
DD9	82	87	REST FR ST ARM		W:FR ST ARM:DD9
DI7	76	85	SHIELD FR COMPT W/P FR		W:FR FR:DI7
DI4	85	87	ARM REST FR DR		W:FR DR ARM:DI4
DI2	87	87	SUNSHADE PASS SI		W:PASS SI:DI2
DI2	85	86	MIRROR, O/S SR BELUM EYELINE, AERODYNAMIC		W:BELOW EYELINE MIRROR
DI4	76	87	CONTACT, LIFT		W:DI4
DI5	85	86	MIRROR, O/S FR BELUM EYELINE, AERODYNAMIC		W:FR BELUM EYELINE MIRROR
DI6	76	87	TAY, STORAGE ON SPARE TIRE		W:SPR TIRE STOR:DI6
DI7	76	87	COVER FR COMPT STOR		W:DI7
DI8	84	86	MIRROR, O/S FR VIEW (DELETE)		EXC O/S FR VIEW MIRROR
DI9	76	87	MIRROR, BELOW EYELINE JUNIOR PAINTED		W:BELOW EYELINE MIRROR
DI1	76	87	MIRROR, O/S FR VIEW (TILT)		W:TILT MIRROR
DI3	76	87	MIRROR, O/S FR VIEW REV COMPT LH		W:FR COMPT:DI3
DI4	76	87	MIRROR, VISOR VAN		W:VISOR VAN MIRROR

GM PRODUCTION OPTIONS

RPO	FY	LY	DIVISIONAL RPO DESCRIPTION	WDDGM RPO DESCRIPTION
030	70	27	MIRROR O/S RR VIEW (JUST)	W-SPORT MTR;035
036	70	27	MIRROR O/S RR VIEW L& IN TILT (EXPORT)	W-035 (EXPORT)
041	70	27	TRAY RR CTR ASF	W-041
042	70	27	COVER,RR COMPT SECURITY	W-RR COMPT SECURITY CVR;042
043	70	27	MIRROR O/S RR VIEW L& IN TILT (EXPORT)	W-043 (EXPORT)
044	70	28	MIRROR O/S BELOW EYE,INT (PAINTED)	W-PA O/S MTR;044
046	70	28	MIRROR O/S BELOW EYE,INT (STILL)	W-STNLS O/S MTR;046
046	70	27	MIRROR W/O CLEARANCE LGTS WEST COAST TYPE	W-WEST COAST MTR;046
047	70	27	CONSOLE FRT COMPT FLOOR	W-CONS;047
048	70	28	MIRROR O/S BELOW EYE,INT F.F. (PAINTED)	W-BELOW ELEC MTR;048
049	70	27	MIRROR O/S DUAL, FRT	W-DUAL BR; MTR;049
050	70	28	CONSOLE FRT COMPT-DEF, FRT	W-CONS;050
051	70	27	MIRROR O/S RR DIRECT CONT DRIVER SE (PAINTED)	W-PA MTR;051
052	70	27	SPOILER FEAR END	W-SPLR;052
053	70	27	APPLIQUE FORD	W-FORD APPL;053
053	70	28	SPECIAL HODD FORD	W-053
055	70	28	CONSOLE FRT COMPT FRT (VAR 1)	W-CONS;055
057	70	27	PAINT SPL TWO-TONE	W-TWO-TONE;057
058	70	27	CONSOLE FRT COMPT FLR EXTRA LONG (VAR 3)	W-CONS;058
062	70	28	MIRROR O/S RR DIRECT CONT DRIVER SE (PAINTED)	W-PA MTR;062
064	70	27	MIRROR W/O FAN ILLUM HT 3	W-ILL JV VAN MTR;064
066	70	27	MIRROR O/S RR VIEW HT 30 THERM	W-RRM THERM MTR;066
066	70	28	MIRROR W/O FAN O/S RR VIEW HT 30	W-RRM ILLUM THERM MTR;066
068	70	27	MIRROR O/S RR VIEW FAN CONT;SPORT	W-SPORT FAN MTR;068
069	70	27	MIRROR O/S RR VIEW FAN DRIVERS SE	W-SPORT FAN MTR;069
071	70	27	WALL HAND (CHECK-UP BOX)	W-SJ WALL;071
074	70	27	MIRROR W/O FAN ILLUM HT 3	W-ILL JV VAN MTR;074
075	70	27	DEFLECTOR FRT ACP	W-FRT ACP DEF;075
075	70	27	EXTENSION O/S DR HOD (EXPORT)	W-O/S EXPORT
077	70	27	MIRROR O/S RR VIEW WIDE ANGLE DUAL SYS	W-WIDE ANGLE MTR;077
078	70	27	MIRROR O/S RR VIEW WIDE ANGLE DUAL SYS	W-WIDE ANGLE MTR;078
080	70	27	SPOILER DECK LED RR	W-RR SPL;080
081	70	27	SPOILER RR AERO WING	W-RR SPL;081
082	70	27	PAINT SPECIAL	W-SPL PA;082
083	70	27	PAINT SPECIAL	W-SPL PA;083
084	70	27	PAINT TWO-TONE (JUST)	W-TWO-TONE;084
085	70	27	STRIPE BODY ST LMR ACCENT	W-ACHT STRIPE;085
086	70	27	PAINT TWO-TONE (ILLUM)	W-ILL TWO-TONE;086
088	70	27	STRIPE BODY & DECK LED (PASSENGER CAR)	W-ACHT STRIPE;088
089	70	27	STRIPE BODY & DECK LED (LIGHT TRUCK)	W-ACHT STRIPE;089
089	70	27	STRIPE BODY & DECK LED (LIGHT TRUCK)	W-ACHT STRIPE;089
089	70	27	PAINT TWO-TONE SPL DECOR	W-TWO-TONE;089
090	70	27	STRIPE FRT END & BODY ST	W-ACHT STRIPE;090
091	70	27	PAINT TWO-TONE SPL	W-TWO-TONE;091
092	70	27	TAPE DECOR AT DR HANDLE	W-092
093	70	27	PAINT DR & W/O FANS	W-093
096	70	27	STRIPE BODY ST LMR	W-ACHT STRIPE;096
096	70	27	STRIPE ACNT	W-ACHT STRIPE;096
099	70	27	PAINT TWO-TONE SPL ORDER	W-TWO-TONE;099
024	84	27	DOORS HINGED (AFRO SIDE)	W-024
026	84	24	DOOR LH SIDE ACCESS UTILITY BODY	W-026
027	84	24	DOOR RH SIDE ACCESS UTILITY BODY	W-027
028	84	27	HAND, F ASST	W-ASST HOD;028
031	76	27	BODY EQUIPMENT STL;10 FT;HT CUBE VAN	W-031
032	76	27	BODY EQUIPMENT STL;10 SQUARE F.C. FNL	W-032
033	76	27	BODY EQUIPMENT ALUM;10 SQUARE F.C. FNL	W-033
034	76	27	BODY EQUIPMENT STL;10 FT;HT-CUBE VAN	W-034
035	76	27	BODY EQUIPMENT STL;12 FT;HT-CUBE VAN	W-035
035	76	27	BODY EQUIPMENT, LESS TAIL GATE (FLTSIDE)	W-035
035	76	27	BODY EQUIPMENT, ALUM;10 FT;HT CUBE VAN	W-036
037	76	27	BODY EQUIPMENT, ALUM;12 FT;HT CUBE VAN	W-037
037	82	24	BODY EQUIPMENT, COMMERCIAL UTILITY	W-037
038	75	27	BODY EQUIPMENT STL;12 FT;HT-CUBE VAN	W-038
039	75	27	BODY EQUIPMENT ALUM;12 FT;HT CUBE VAN	W-039
046	82	27	DOOR W/O S TR- BODY OVERHEAD PRGR TH	W-046
046	85	27	COVER BODY ST PROT	W-BODY ST CVR;046
050	76	27	EXP POLL	W-POLL EXP;050
052	82	27	DOORS RR ARAPAHO (HOD) EN	W-052
053	82	27	DOORS RR ARAPAHO (ST) EN	W-053
055	76	27	SATE END (SLURD) VAN	W-055
056	76	27	BODY EQUIPMENT PLATFORM (W/STAKE)	W-056
058	76	27	BODY EQUIPMENT STEPSIDE PICKUP BOX	W-058

GM PRODUCTION OPTIONS

RPO	FY	LY	DIVISIONAL RPO DESCRIPTION	ADDOM RPO DESCRIPTION
E63	16	85	BODY EQUIPMENT FLEET-SIDE PICKUP BOX	A-663
E65	54	87	BODY EQUIPMENT INCREASED HEIGHT 1 IN.-HI TH	A-665
E61	54	87	BODY EQUIPMENT INCREASED LENGTH 12 IN.	A-667
E70	57	87	HOUSING AFFRONT DUAL RR WHL'S	A-670
E71	57	87	FLOOR CAPRIOT-VOLTH SIL	A-671
E72	54	87	BODY EQUIPMENT INCREASED LENGTH 15 IN.	A-672
E73	76	81	BODY EQUIPMENT INCREASED WIDTH 19 IN.	A-673
E73	84	87	BODY EQUIPMENT INCREASED INTERIOR 4 IN.	A-673
E74	76	81	BODY EQUIPMENT ADDITION 12 IN.	A-674
E74	84	87	BODY EQUIPMENT INCREASED INTERIOR 5 IN.	A-674
E75	82	87	DOORS BRID 12 IN.	A-675
E79	82	87	DOORS BRISTRAE HINGERS 174 IN.	A-679
E80	85	86	LTO, REAR COMPARTMENT (DELETE)	1-80 RR COMPT LID
E81	76	81	FLOOR BOARD EQUIPMENT WOOD	A-WO FLR BD (E81)
E82	76	81	LTO, DECK LID	A-STL DECK LID (E82)
E83	76	84	LTO, DECK LID	A-ALUM DECK LID (E83)
E85	76	82	COVER TONNEAU CARGO BOX (SNAP-ON)	A-TONNEAU (E85)
E89	87	87	PANEL CAB DRIVER OF CRD	A-689
E94	76	87	REARVIEW EQUIPMENT CHEVROLET	A-694
E94	76	87	RALLY STX EQUIPMENT GMC	A-694
FE1	75	81	RALLY SUSPENSION PACKAGE	A-RALLY SUSP (FE1)
FE1	87	87	SUSPENSION SYSTEM SOFT RIDE	A-SOFT RIDE SUSP (FE1)
FE2	75	81	RALLY SUSPENSION PACKAGE	A-RALLY SUSP (FE2)
FE2	87	87	SUSPENSION SYSTEM TOURING RIDE & HANDLING	A-TOURING SUSP (FE2)
FE3	75	81	SUSPENSION SYSTEM SPECIAL LIDS STAD SHR	A-SPL SUSP (FE3)
FE4	84	87	SUSPENSION SYSTEM SPORT	A-SPORT SUSP (FE4)
FE5	84	84	SUSPENSION SPL PORT FRT & RR (DELETE)	1-80 FERR SUSP (FE5)
FE7	75	87	SUSPENSION, FRT AND RR H O	A-H O SUSP (FE7)
FE4	87	84	ARM TOPS BAR SPR ADJ-LH	A-F4
FE5	87	84	ARM TOPS BAR SPR ADJ-RH	A-F5
FE7	75	87	ABSORBER, FRT & RR SHOCK, FIRM RIDE	A-FIRM RIDE (FE7)
FE3	85	87	ABSORBER, FRT & RR SHOCK, GAS PRE-CHARGED	A-GAS SHK (FE3)
FE2	87	84	ANCHOR TORSION BAR RR 15 DEGREE	A-F42
FE2	87	84	ARM TOPS BAR SPR ADJ-LH	A-F42
FE3	87	84	ANCHOR TORSION BAR RR 15 DEGREE	A-F43
FE3	87	84	ARM TOPS BAR SPR ADJ-RH	A-F43
FE0	85	86	AXLE FRT 3 62 RATIO	A-3 62R (FE0)
FE1	85	86	AXLE FRT 2 25 RATIO	A-2 25R (FE1)
FE3	85	87	AXLE FRT 2 71 RATIO	A-2 71R (FE3)
FE4	87	87	AXLE FRT 2 95 RATIO	A-2 95R (FE4)
FE5	85	86	AXLE FRT 3 29 RATIO	A-3 29R (FE5)
FE1	85	87	AXLE FRT 3 86 RATIO	A-3 86R (FE1)
FE2	87	87	AXLE FRT 3 45 RATIO	A-3 45R (FE2)
FE3	85	87	AXLE FRT (FRONT 1-REAR CONSTRUCTION 5000 LBS)	A-F33
FE2	82	87	AXLE FRT 3 06 RATIO	A-3 06R (FE2)
FE7	82	84	AXLE FRT 2 01 RATIO	A-2 01R (FE7)
FE4	82	85	AXLE FRT 3 36 RATIO	A-3 36R (FE4)
FE5	82	86	AXLE FRT 4 10 RATIO	A-4 10R (FE5)
FE6	82	85	AXLE FRT 2 14 RATIO	A-2 14R (FE6)
FE7	82	87	AXLE FRT 3 81 RATIO	A-3 81R (FE7)
FE8	84	84	AXLE FRT 1 99 RATIO	A-1 99R (FE8)
FE9	82	87	AXLE FRT 3 43 RATIO	A-3 43R (FE9)
FE2	84	95	AXLE FRT 2 66 RATIO	A-2 66R (FE2)
FE3	84	86	SUSPENSION CONTROL F.F.K. DRIVER SELECT FIRM	A-CLCN SUSP CONT (FE3)
FE4	84	87	AXLE FRT 3 35 RATIO	A-3 35R (FE4)
FE8	86	87	AXLE FRT 3 01 RATIO	A-3 01R (FE8)
FE1	85	95	AXLE FRT 2 06 RATIO	A-2 06R (FE1)
FE5	85	87	AXLE FRT 3 52 RATIO	A-3 52R (FE5)
FE1	82	87	FRAME H C	A-H C FFW (FE1)
FE6	76	87	AXLE FRT 2 51 RATIO	A-2 51R (FE6)
FE7	76	87	AXLE FRT 2 84 RATIO	A-2 84R (FE7)
FE8	76	87	AXLE FRT 3 32 RATIO	A-3 32R (FE8)
FE9	76	91	AXLE FRT 2 41 RATIO	A-2 41R (FE9)
FE6	76	91	AXLE FRT 2 14 RATIO	A-2 14R (FE6)
FE0	76	97	SUSPENSION H O FRT & RR	A-H O SUSP (FE0)
FE1	76	87	SUSPENSION SPL H O FRT & RR	A-H O SUSP (FE1)
FE2	76	87	SUSPENSION H O FRT	A-H O SUSP (FE2)
FE4	76	81	CHASSIS EQUIPMENT HEAVY DUTY	A-H40
FE5	76	85	AXLE FRT 2 93 RATIO	A-2 93R (FE5)
FE7	82	86	AXLE FRT 2 73 RATIO	A-2 73R (FE7)
FE1	76	80	ABSORBER, H O SHOCK	A-H O SHK (FE1)
FE7	82	85	AXLE FRT 3 15 RATIO	A-3 15R (FE7)

GM PRODUCTION OPTIONS

RPO	FY	LY	DIVISIONAL RPO DESCRIPTION	*DOGM RPO DESCRIPTION
F48	76	87	SHAFT H O FRT STAB	W/H 3 STAB:F58;
F49	76	88	STABILIZER FRT	W/F59
F63	76	87	SPRNG H 3 FRT	W/H 3 FRT SPR:F63;
F61	82	87	SHAFT STAB RR	W/F61
F62	76	87	AXLE,FRT 2 13 RATIO	W/2 39R:F62;
F65	76	87	SUSPENSION FRONT 4DR	W/4DR SUSP:F65;
F66	76	87	SUSPENSION,F O FRONT AIR	W/H O 4DR SUSP:F66;
F67	82	86	AXLE,FRT 3 13 RATIO	W/3 19R:F67;
F68	82	87	AXLE,FRT 3 45 RATIO	W/3 45R:F68;
F71	82	84	SPRNG W/SHK ABS H O (VAR 1)	W/H O SUSP:F71;
F72	82	87	SPRNG W/SHK ABS H O (VAR 2)	W/H O SUSP:F72;
F75	76	87	AXLE,FRT 3 18 RATIO	W/3 18R:F75;
F77	82	85	AXLE,FRT 3 73 RATIO	W/3 73R:F77;
F79	82	87	AXLE,FRT 2 57 RATIO	W/2 57R:F79;
F85	76	81	SHAFT H O FRT STABILIZER	W/H O STAB:F85;
F90	76	81	AXLE,FRT 2 73 RATIO	W/2 73R:F90;
GH2	76	87	AXLE RR 2 29 RATIO	W/2 29R:GH2;
GH3	86	87	AXLE RR 2 77 RATIO	W/2 77R:GH3;
GH4	76	81	AXLE RR 2 28 RATIO	W/2 28R:GH4;
GL1	76	81	DIFFERENTIAL CARRIER,RR AXLE,ALUM	W/GL1
GM1	87	87	AXLE RR 2 59 RATIO	W/2 59R:GM1;
GM3	85	87	AXLE RR 3 45 RATIO	W/3 45R:GM3;
GM7	82	83	AXLE RR 2 39 RATIO	W/2 39R:GM7;
GM8	76	87	AXLE RR 2 56 RATIO	W/2 56R:GM8;
GN3	76	81	DRIVER CONTROL LEVELING	W/LVL CONT:GN3;
GS4	85	86	AXLE RR 3 70 RATIO	W/3 70R:GS4;
GT4	76	88	AXLE RR 3 77 RATIO	W/3 77R:GT4;
GT5	76	88	AXLE RR 4 10 RATIO	W/4 10R:GT5;
GT8	76	87	AXLE H 3 RR 4 10 RATIO	W/H O 4 10R:GT8;
GU1	76	87	AXLE RR 2 41 RATIO	W/2 41R:GU1;
GU2	76	88	AXLE RR 2 73 RATIO	W/2 73R:GU2;
GU1	82	85	AXLE RR 2 33 RATIO	W/2 33R:GU1;
GU4	76	88	AXLE RR 3 08 RATIO	W/3 08R:GU4;
GU5	76	87	AXLE RR 3 23 RATIO	W/3 23R:GU5;
GU6	76	88	AXLE RR 3 42 RATIO	W/3 42R:GU6;
GV4	82	87	AXLE RR 3 36 RATIO	W/3 36R:GV4;
GV8	82	86	AXLE RR 2 12 RATIO	W/2 12R:GV8;
GW4	84	85	AXLE RR 3 31 RATIO	W/3 31R:GW4;
GW6	85	87	AXLE RR 3 27 RATIO	W/3 27R:GW6;
GW8	76	87	AXLE RR 2 93 RATIO	W/2 93R:GW8;
GX3	82	87	AXLE RR 3 33 RATIO	W/3 33R:GX3;
GXA	76	83	AXLE RR 3 75 RATIO	W/3 75R:GXA;
GXB	76	83	AXLE RR 4 09 RATIO	W/4 09R:GXB;
GY5	76	87	AXLE RR 3 65 RATIO	W/3 65R:GY5;
GA4	85	87	AXLE RR 3 07 RATIO	W/3 07R:GA4;
GB0	76	87	SPRNG H O PH(VAR 1)	W/H O RR SPR:GB0;
GB1	76	87	SPRNG SPL H O PH(VAR 2)	W/H O RR SPR:GB1;
GB2	82	87	SPRNG EXTRA CAPACITY PR	W/H 2 PR SPR:GB2;
GB3	76	87	SPRNG AUX	W/ALA SPR:GB3;
GB6	76	87	ABSORBER AIR BOOSTER RR SHK	W/MAN LVL CONT:GB6;
GB7	76	77	ABSORBER ALTS LVL CONT SHK SHK	W/ALA C LG67;
GB7	78	87	ABSORBER ELEC LVL CONT SHK SHK	W/ELEC LVL CONT:GB7;
GT2	80	86	AXLE RR 2 14 RATIO	W/2 14R:GT2;
GT2	81	81	AXLE RR 2 14 RATIO (EXPORT)	W/2 14R:GT2 (EXPORT);
GT2	82	87	AXLE RR 2 14 RATIO	W/2 14R:GT2;
GT5	84	87	AXLE RR 3 62 RATIO	W/3 62R:GT5;
GH0	76	88	AXLE RR LOCKING TYPE	W/G80
GH3	82	83	SEAR PINS 8 15 IN	W/8 15 DIA PINS:GH3;
GH7	76	87	SEAR PINS 8 50 IN	W/8 50 DIA PINS:GH7;
GH8	76	83	SEAR PINS 8 875 IN	W/8 875 DIA PINS:GH8;
GH9	76	87	SEAR PINS 7 50 IN	W/7 50 DIA PINS:GH9;
GH2	76	87	AXLE PERFORMANCE RATIO	W/G92
GG5	85	87	AXLE ECONOMY RATIO	W/G95
HA3	82	87	AXLE RR 5 29 RATIO	W/5 29R:HA3;
HC2	76	81	AXLE RR 2 78 RATIO	W/2 78R:HC2;
HC4	76	86	AXLE RR 4 56 RATIO	W/4 56R:HC4;
HC7	76	87	AXLE RR 5 13 RATIO	W/5 13R:HC7;
HCR	76	87	AXLE RR 3 21 RATIO	W/3 21R:HCR;
HDI	82	84	AXLE RR 5 83 RATIO	W/5 83R:HDI;
HE3	76	84	AXLE RR 3 07 RATIO	W/3 07R:HE3;
HE4	76	81	AXLE RR 3 40 RATIO	W/3 40R:HE4;

GM PRODUCTION OPTIONS

RPO	FY	LY	DIVISIONAL RPO DESCRIPTION	ADDM RPO DESCRIPTION
HF1	76	87	AXLE, R 4 BR 4.55 RATIO	M-H 3 4 56F-HF31
HF2	76	87	AXLE, R 4 BR 4.28 RATIO	M-H 4 56F-HF31
HF1	82	86	AXLE, R 2 BR 2.27 RATIO	M-H 2 27F-HF11
HF3	82	84	AXLE, R 3 BR 3.25 RATIO	M-H 5 36F-HF31
HF4	76	87	AXLE, R 4 BR 4.11 RATIO	M-H 4 11F-HF41
H22	75	81	AXLE, R 5 BR 5.17 RATIO	M-H 6 17F-H221
H23	76	81	AXLE, R 5 BR 5.43 RATIO	M-H 5 43F-H231
H40	85	86	EMISSIONS CONTROL 5 CYL - SPRING OPERATED EFC	M-HW5 CONT-H401
H40	85	86	3 CYL - CAST FROM E.H. MANIF	M-HW5 CONT-H401
H50	85	86	EMISSIONS CONTROL 5 CYL - ACJLM OPERATED EFC	M-HW5 CONT-H501
H50	85	86	3 CYL - STAINLESS STEEL EXH	M-HW5 CONT-H501
JX1	76	87	BRAKE SYSTEM PWR LT DUTY	M-JX1
JX2	76	87	BRAKE SYSTEM PWR HRY DUTY	M-JX2
JX3	76	83	BRAKE SYSTEM PWR (WAGON)	M-JX3
JX4	84	86	BRAKE SYSTEM PWR EXTRA HRY DUTY	M-JX4
JX4	76	81	BRAKE SYSTEM DISC DRUM	M-JX4
JX5	76	85	BRAKE SYSTEM PWR HRY DUTY	M-JX5
JX6	76	81	BRAKE SYSTEM VAN EXTRA LT W	M-JX6
JX7	86	87	HANDLE - LEATHER PARK BRAK RELEASE	M-LER BRK-HDL-LA71
JX8	82	87	BRAKE SYSTEM PWR MED DUTY	M-JX8
JX1	76	87	BRAKE SYSTEM VAN DISC DRUM	M-JX1
JX2	76	81	BRAKE SYSTEM DISC DRUM	M-JX2
JX3	76	87	BRAKE SYSTEM VAC PWR DISC DRUM	M-JX3
JX4	76	87	BRAKE SYSTEM VAC PWR DISC DRUM	M-JX4
JX5	76	87	BRAKE SYSTEM VAC PWR DISC DRUM	M-JX5
JX6	76	87	BRAKE SYSTEM VAC PWR DISC DRUM	M-JX6
JX7	76	87	BRAKE SYSTEM VAC PWR DISC DRUM	M-JX7
JX8	76	87	BRAKE SYSTEM VAC PWR DISC DRUM	M-JX8
JX9	82	87	BRAKE SYSTEM VAC PWR DISC DRUM	M-JX9
JX1	76	87	BRAKE SYSTEM VAC PWR DISC DRUM	M-JX1
JX2	76	87	BRAKE SYSTEM VAC PWR DISC DRUM	M-JX2
JX3	76	87	BRAKE SYSTEM VAC PWR DISC DRUM	M-JX3
JX4	76	87	BRAKE SYSTEM VAC PWR DISC DRUM	M-JX4
JX5	76	87	BRAKE SYSTEM VAC PWR DISC DRUM	M-JX5
JX6	76	87	BRAKE SYSTEM VAC PWR DISC DRUM	M-JX6
JX7	76	87	BRAKE SYSTEM VAC PWR DISC DRUM	M-JX7
JX8	76	87	BRAKE SYSTEM VAC PWR DISC DRUM	M-JX8
JX9	76	87	BRAKE SYSTEM VAC PWR DISC DRUM	M-JX9
JX1	76	87	BRAKE SYSTEM VAC PWR DISC DRUM	M-JX1
JX2	76	87	BRAKE SYSTEM VAC PWR DISC DRUM	M-JX2
JX3	76	87	BRAKE SYSTEM VAC PWR DISC DRUM	M-JX3
JX4	76	87	BRAKE SYSTEM VAC PWR DISC DRUM	M-JX4
JX5	76	87	BRAKE SYSTEM VAC PWR DISC DRUM	M-JX5
JX6	76	87	BRAKE SYSTEM VAC PWR DISC DRUM	M-JX6
JX7	76	87	BRAKE SYSTEM VAC PWR DISC DRUM	M-JX7
JX8	76	87	BRAKE SYSTEM VAC PWR DISC DRUM	M-JX8
JX9	76	87	BRAKE SYSTEM VAC PWR DISC DRUM	M-JX9
JX1	76	87	BRAKE SYSTEM VAC PWR DISC DRUM	M-JX1
JX2	76	87	BRAKE SYSTEM VAC PWR DISC DRUM	M-JX2
JX3	76	87	BRAKE SYSTEM VAC PWR DISC DRUM	M-JX3
JX4	76	87	BRAKE SYSTEM VAC PWR DISC DRUM	M-JX4
JX5	76	87	BRAKE SYSTEM VAC PWR DISC DRUM	M-JX5
JX6	76	87	BRAKE SYSTEM VAC PWR DISC DRUM	M-JX6
JX7	76	87	BRAKE SYSTEM VAC PWR DISC DRUM	M-JX7
JX8	76	87	BRAKE SYSTEM VAC PWR DISC DRUM	M-JX8
JX9	76	87	BRAKE SYSTEM VAC PWR DISC DRUM	M-JX9
JX1	76	87	BRAKE SYSTEM VAC PWR DISC DRUM	M-JX1
JX2	76	87	BRAKE SYSTEM VAC PWR DISC DRUM	M-JX2
JX3	76	87	BRAKE SYSTEM VAC PWR DISC DRUM	M-JX3
JX4	76	87	BRAKE SYSTEM VAC PWR DISC DRUM	M-JX4
JX5	76	87	BRAKE SYSTEM VAC PWR DISC DRUM	M-JX5
JX6	76	87	BRAKE SYSTEM VAC PWR DISC DRUM	M-JX6
JX7	76	87	BRAKE SYSTEM VAC PWR DISC DRUM	M-JX7
JX8	76	87	BRAKE SYSTEM VAC PWR DISC DRUM	M-JX8
JX9	76	87	BRAKE SYSTEM VAC PWR DISC DRUM	M-JX9
JX1	76	87	BRAKE SYSTEM VAC PWR DISC DRUM	M-JX1
JX2	76	87	BRAKE SYSTEM VAC PWR DISC DRUM	M-JX2
JX3	76	87	BRAKE SYSTEM VAC PWR DISC DRUM	M-JX3
JX4	76	87	BRAKE SYSTEM VAC PWR DISC DRUM	M-JX4
JX5	76	87	BRAKE SYSTEM VAC PWR DISC DRUM	M-JX5
JX6	76	87	BRAKE SYSTEM VAC PWR DISC DRUM	M-JX6
JX7	76	87	BRAKE SYSTEM VAC PWR DISC DRUM	M-JX7
JX8	76	87	BRAKE SYSTEM VAC PWR DISC DRUM	M-JX8
JX9	76	87	BRAKE SYSTEM VAC PWR DISC DRUM	M-JX9
JX1	76	87	BRAKE SYSTEM VAC PWR DISC DRUM	M-JX1
JX2	76	87	BRAKE SYSTEM VAC PWR DISC DRUM	M-JX2
JX3	76	87	BRAKE SYSTEM VAC PWR DISC DRUM	M-JX3
JX4	76	87	BRAKE SYSTEM VAC PWR DISC DRUM	M-JX4
JX5	76	87	BRAKE SYSTEM VAC PWR DISC DRUM	M-JX5
JX6	76	87	BRAKE SYSTEM VAC PWR DISC DRUM	M-JX6
JX7	76	87	BRAKE SYSTEM VAC PWR DISC DRUM	M-JX7
JX8	76	87	BRAKE SYSTEM VAC PWR DISC DRUM	M-JX8
JX9	76	87	BRAKE SYSTEM VAC PWR DISC DRUM	M-JX9
JX1	76	87	BRAKE SYSTEM VAC PWR DISC DRUM	M-JX1
JX2	76	87	BRAKE SYSTEM VAC PWR DISC DRUM	M-JX2
JX3	76	87	BRAKE SYSTEM VAC PWR DISC DRUM	M-JX3
JX4	76	87	BRAKE SYSTEM VAC PWR DISC DRUM	M-JX4
JX5	76	87	BRAKE SYSTEM VAC PWR DISC DRUM	M-JX5
JX6	76	87	BRAKE SYSTEM VAC PWR DISC DRUM	M-JX6
JX7	76	87	BRAKE SYSTEM VAC PWR DISC DRUM	M-JX7
JX8	76	87	BRAKE SYSTEM VAC PWR DISC DRUM	M-JX8
JX9	76	87	BRAKE SYSTEM VAC PWR DISC DRUM	M-JX9
JX1	76	87	BRAKE SYSTEM VAC PWR DISC DRUM	M-JX1
JX2	76	87	BRAKE SYSTEM VAC PWR DISC DRUM	M-JX2
JX3	76	87	BRAKE SYSTEM VAC PWR DISC DRUM	M-JX3
JX4	76	87	BRAKE SYSTEM VAC PWR DISC DRUM	M-JX4
JX5	76	87	BRAKE SYSTEM VAC PWR DISC DRUM	M-JX5
JX6	76	87	BRAKE SYSTEM VAC PWR DISC DRUM	M-JX6
JX7	76	87	BRAKE SYSTEM VAC PWR DISC DRUM	M-JX7
JX8	76	87	BRAKE SYSTEM VAC PWR DISC DRUM	M-JX8
JX9	76	87	BRAKE SYSTEM VAC PWR DISC DRUM	M-JX9
JX1	76	87	BRAKE SYSTEM VAC PWR DISC DRUM	M-JX1
JX2	76	87	BRAKE SYSTEM VAC PWR DISC DRUM	M-JX2
JX3	76	87	BRAKE SYSTEM VAC PWR DISC DRUM	M-JX3
JX4	76	87	BRAKE SYSTEM VAC PWR DISC DRUM	M-JX4
JX5	76	87	BRAKE SYSTEM VAC PWR DISC DRUM	M-JX5
JX6	76	87	BRAKE SYSTEM VAC PWR DISC DRUM	M-JX6
JX7	76	87	BRAKE SYSTEM VAC PWR DISC DRUM	M-JX7
JX8	76	87	BRAKE SYSTEM VAC PWR DISC DRUM	M-JX8
JX9	76	87	BRAKE SYSTEM VAC PWR DISC DRUM	M-JX9
JX1	76	87	BRAKE SYSTEM VAC PWR DISC DRUM	M-JX1
JX2	76	87	BRAKE SYSTEM VAC PWR DISC DRUM	M-JX2
JX3	76	87	BRAKE SYSTEM VAC PWR DISC DRUM	M-JX3
JX4	76	87	BRAKE SYSTEM VAC PWR DISC DRUM	M-JX4
JX5	76	87	BRAKE SYSTEM VAC PWR DISC DRUM	M-JX5
JX6	76	87	BRAKE SYSTEM VAC PWR DISC DRUM	M-JX6
JX7	76	87	BRAKE SYSTEM VAC PWR DISC DRUM	M-JX7
JX8	76	87	BRAKE SYSTEM VAC PWR DISC DRUM	M-JX8
JX9	76	87	BRAKE SYSTEM VAC PWR DISC DRUM	M-JX9
JX1	76	87	BRAKE SYSTEM VAC PWR DISC DRUM	M-JX1
JX2	76	87	BRAKE SYSTEM VAC PWR DISC DRUM	M-JX2
JX3	76	87	BRAKE SYSTEM VAC PWR DISC DRUM	M-JX3
JX4	76	87	BRAKE SYSTEM VAC PWR DISC DRUM	M-JX4
JX5	76	87	BRAKE SYSTEM VAC PWR DISC DRUM	M-JX5
JX6	76	87	BRAKE SYSTEM VAC PWR DISC DRUM	M-JX6
JX7	76	87	BRAKE SYSTEM VAC PWR DISC DRUM	M-JX7
JX8	76	87	BRAKE SYSTEM VAC PWR DISC DRUM	M-JX8
JX9	76	87	BRAKE SYSTEM VAC PWR DISC DRUM	M-JX9
JX1	76	87	BRAKE SYSTEM VAC PWR DISC DRUM	M-JX1
JX2	76	87	BRAKE SYSTEM VAC PWR DISC DRUM	M-JX2
JX3	76	87	BRAKE SYSTEM VAC PWR DISC DRUM	M-JX3
JX4	76	87	BRAKE SYSTEM VAC PWR DISC DRUM	M-JX4
JX5	76	87	BRAKE SYSTEM VAC PWR DISC DRUM	M-JX5
JX6	76	87	BRAKE SYSTEM VAC PWR DISC DRUM	M-JX6
JX7	76	87	BRAKE SYSTEM VAC PWR DISC DRUM	M-JX7
JX8	76	87	BRAKE SYSTEM VAC PWR DISC DRUM	M-JX8
JX9	76	87	BRAKE SYSTEM VAC PWR DISC DRUM	M-JX9
JX1	76	87	BRAKE SYSTEM VAC PWR DISC DRUM	M-JX1
JX2	76	87	BRAKE SYSTEM VAC PWR DISC DRUM	M-JX2
JX3	76	87	BRAKE SYSTEM VAC PWR DISC DRUM	M-JX3
JX4	76	87	BRAKE SYSTEM VAC PWR DISC DRUM	M-JX4
JX5	76	87	BRAKE SYSTEM VAC PWR DISC DRUM	M-JX5
JX6	76	87	BRAKE SYSTEM VAC PWR DISC DRUM	M-JX6
JX7	76	87	BRAKE SYSTEM VAC PWR DISC DRUM	M-JX7
JX8	76	87	BRAKE SYSTEM VAC PWR DISC DRUM	M-JX8
JX9	76	87	BRAKE SYSTEM VAC PWR DISC DRUM	M-JX9
JX1	76	87	BRAKE SYSTEM VAC PWR DISC DRUM	M-JX1
JX2	76	87	BRAKE SYSTEM VAC PWR DISC DRUM	M-JX2
JX3	76	87	BRAKE SYSTEM VAC PWR DISC DRUM	M-JX3
JX4	76	87	BRAKE SYSTEM VAC PWR DISC DRUM	M-JX4
JX5	76	87	BRAKE SYSTEM VAC PWR DISC DRUM	M-JX5
JX6	76	87	BRAKE SYSTEM VAC PWR DISC DRUM	M-JX6
JX7	76	87	BRAKE SYSTEM VAC PWR DISC DRUM	M-JX7
JX8	76	87	BRAKE SYSTEM VAC PWR DISC DRUM	M-JX8
JX9	76	87	BRAKE SYSTEM VAC PWR DISC DRUM	M-JX9
JX1	76	87	BRAKE SYSTEM VAC PWR DISC DRUM	M-JX1
JX2	76	87	BRAKE SYSTEM VAC PWR DISC DRUM	M-JX2
JX3	76	87	BRAKE SYSTEM VAC PWR DISC DRUM	M-JX3
JX4	76	87	BRAKE SYSTEM VAC PWR DISC DRUM	M-JX4
JX5	76	87	BRAKE SYSTEM VAC PWR DISC DRUM	M-JX5
JX6	76	87	BRAKE SYSTEM VAC PWR DISC DRUM	M-JX6
JX7	76	87	BRAKE SYSTEM VAC PWR DISC DRUM	M-JX7
JX8	76	87	BRAKE SYSTEM VAC PWR DISC DRUM	M-JX8
JX9	76	87	BRAKE SYSTEM VAC PWR DISC DRUM	M-JX9
JX1	76	87	BRAKE SYSTEM VAC PWR DISC DRUM	M-JX1
JX2	76	87	BRAKE SYSTEM VAC PWR DISC DRUM	M-JX2
JX3	76	87	BRAKE SYSTEM VAC PWR DISC DRUM	M-JX3
JX4	76	87	BRAKE SYSTEM VAC PWR DISC DRUM	M-JX4
JX5	76	87	BRAKE SYSTEM VAC PWR DISC DRUM	M-JX5
JX6	76	87	BRAKE SYSTEM VAC PWR DISC DRUM	M-JX6
JX7	76	87	BRAKE SYSTEM VAC PWR DISC DRUM	M-JX7
JX8	76	87	BRAKE SYSTEM VAC PWR DISC DRUM	M-JX8
JX9	76	87	BRAKE SYSTEM VAC PWR DISC DRUM	M-JX9
JX1	76	87	BRAKE SYSTEM VAC PWR DISC DRUM	M-JX1
JX2	76	87	BRAKE SYSTEM VAC PWR DISC DRUM	M-JX2
JX3	76	87	BRAKE SYSTEM VAC PWR DISC DRUM	M-JX3
JX4	76	87	BRAKE SYSTEM VAC PWR DISC DRUM	M-JX4
JX5	76	87	BRAKE SYSTEM VAC PWR DISC DRUM	M-JX5
JX6	76	87	BRAKE SYSTEM VAC PWR DISC DRUM	M-JX6
JX7	76	87	BRAKE SYSTEM VAC PWR DISC DRUM	M-JX7
JX8	76	87	BRAKE SYSTEM VAC PWR DISC DRUM	M-JX8
JX9	76	87	BRAKE SYSTEM VAC PWR DISC DRUM	M-JX9
JX1	76	87	BRAKE SYSTEM VAC PWR DISC DRUM	M-JX1
JX2	76	87	BRAKE SYSTEM VAC PWR DISC DRUM	M-JX2
JX3	76	87	BRAKE SYSTEM VAC PWR DISC DRUM	M-JX3
JX4	76	87	BRAKE SYSTEM VAC PWR DISC DRUM	M-JX4
JX5	76	87	BRAKE SYSTEM VAC PWR DISC DRUM	M-JX5
JX6	76	87	BRAKE SYSTEM VAC PWR DISC DRUM	M-JX6
JX7	76	87	BRAKE SYSTEM VAC PWR DISC DRUM	M-JX7
JX8	76	87	BRAKE SYSTEM VAC PWR DISC DRUM	M-JX8
JX9	76	87	BRAKE SYSTEM VAC PWR DISC DRUM	M-JX9
JX1	76	87	BRAKE SYSTEM VAC PWR DISC DRUM	M-JX1
JX2	76	87	BRAKE SYSTEM VAC PWR DISC DRUM	M-JX2
JX3	76	87	BRAKE SYSTEM VAC PWR DISC DRUM	M-JX3
JX4	76	87	BRAKE SYSTEM VAC PWR DISC DRUM	M-JX4
JX5	76	87	BRAKE SYSTEM VAC PWR DISC DRUM	M-JX5
JX6	76	87	BRAKE SYSTEM VAC PWR DISC DRUM	M-JX6
JX7	76	87	BRAKE SYSTEM VAC PWR DISC DRUM	M-JX7
JX8	76	87	BRAKE SYSTEM VAC PWR DISC DRUM	M-JX8
JX9	76	87	BRAKE SYSTEM VAC PWR DISC DRUM	M-JX9
JX1	76	87	BRAKE SYSTEM VAC PWR DISC DRUM	M-JX1
JX2	76	87	BRAKE SYSTEM VAC PWR DISC DRUM	M-JX2
JX3	76	87	BRAKE SYSTEM VAC PWR DISC DRUM	M-JX3
JX4	76	87	BRAKE SYSTEM VAC PWR DISC DRUM	M-JX4
JX5	76	87	BRAKE SYSTEM VAC PWR DISC DRUM	M-JX5
JX6	76	87	BRAKE SYSTEM VAC PWR DISC DRUM	M-JX6
JX7	76	87	BRAKE SYSTEM VAC PWR DISC DRUM	M-JX7
JX8	76	87	BRAKE SYSTEM VAC PWR DISC DRUM	M-JX8
JX9	76	87	BRAKE SYSTEM VAC PWR DISC DRUM	M-JX9
JX1	76	87	BRAKE SYSTEM VAC PWR DISC DRUM	M-JX1
JX2	76	87	BRAKE SYSTEM VAC PWR DISC DRUM	M-JX2
JX3	76	87	BRAKE SYSTEM VAC PWR DISC DRUM	M-JX3
JX4	76	87	BRAKE SYSTEM VAC PWR DISC DRUM	M-JX4
JX5	76	87	BRAKE SYSTEM VAC PWR DISC DRUM	M-JX5
JX6	76	87	BRAKE SYSTEM VAC PWR DISC DRUM	M-JX6
JX7	76	87	BRAKE SYSTEM VAC PWR DISC DRUM	M-JX7
JX8	76	87	BRAKE SYSTEM VAC PWR DISC DRUM	M-JX8
JX9	76	87	BRAKE SYSTEM VAC PWR DISC DRUM	M-JX9
JX1	76	87	BRAKE SYSTEM VAC PWR DISC DRUM	M-JX1
JX2	76	87	BRAKE SYSTEM VAC PWR DISC DRUM	M-JX2
JX3	76	87	BRAKE SYSTEM VAC PWR DISC DRUM	M-JX3
JX4	76	87	BRAKE SYSTEM VAC PWR DISC DRUM	M-JX4
JX5	76	87	BRAKE SYSTEM VAC PWR DISC DRUM	M-JX5
JX6	76	87	BRAKE SYSTEM VAC PWR DISC DRUM	M-JX6
JX7	76	87	BRAKE SYSTEM VAC PWR DISC DRUM	M-JX7
JX8	76	87	BRAKE SYSTEM VAC PWR DISC DRUM	M-JX8
JX9	76	87	BRAKE SYSTEM VAC PWR DISC DRUM	M-JX9
JX1	76	87	BRAKE SYSTEM VAC PWR DISC DRUM	M-JX1
JX2	76	87	BRAKE SYSTEM VAC PWR DISC DRUM	M-JX2
JX3	76	87	BRAKE SYSTEM VAC PWR DISC DRUM	M-JX3
JX4	76	87	BRAKE SYSTEM VAC PWR DISC DRUM	M-JX4
JX5	76	87	BRAKE SYSTEM VAC PWR DISC DRUM	M-JX5
JX6	76	87	BRAKE SYSTEM VAC PWR DISC DRUM	M-JX6
JX7	76	87	BRAKE SYSTEM VAC PWR DISC DRUM	M-JX7
JX8	76	87	BRAKE SYSTEM VAC PWR DISC DRUM	M-JX8
JX9	76	87	BRAKE SYSTEM VAC PWR DISC DRUM	M-JX9
JX1	76	87	BRAKE SYSTEM VAC PWR DISC DRUM	M-JX1
JX2	76	87	BRAKE SYSTEM VAC PWR DISC DRUM	M-JX2
JX3	76	87	BRAKE SYSTEM VAC PWR DISC DRUM	M-JX3
JX4	76	87	BRAKE SYSTEM VAC PWR DISC DRUM	M-JX4
JX5	76	87	BRAKE SYSTEM VAC PWR DISC DRUM	M-JX5
JX6	76	87	BRAKE SYSTEM VAC PWR DISC DRUM	M-JX6
JX7	76	87	BRAKE SYSTEM VAC PWR DISC DRUM	M-JX7
JX8	76	87	BRAKE SYSTEM VAC PWR DISC DRUM	M-JX8
JX9	76	87	BRAKE SYSTEM VAC PWR DISC DRUM	M-JX9
JX1	76	87	BRAKE SYSTEM VAC PWR DISC DRUM	M-JX1
JX2	76	87	BRAKE SYSTEM VAC PWR DISC DRUM	M-JX2
JX3	76	87	BRAKE SYSTEM VAC PWR DISC DRUM	M-JX3
JX4	76	87	BRAKE SYSTEM VAC PWR DISC DRUM	M-JX4
JX5	76	87	BRAKE SYSTEM VAC PWR DISC DRUM	M-JX5

GM PRODUCTION OPTIONS

RPO	FY	LY	DIVISIONAL RPO DESCRIPTION	ADDGM RPO DESCRIPTION
K05	76	03	HEATER ENG BLOCK	W-K05
K07	76	06	HEATER DEFEST FUEL	W-K07
K09	85	07	GENERATOR 120 AMP	A-120 AMP(K09)
K10	84	07	CORRO ENG BLK HTR DELETE	(EXC ENG HTR COR)
K15	75	05	LINE FUEL VAPOR RTN	A-K15
K19	75	06	AIR INJECTION SYSTEM	A-A 1 A (K19)
K27	82	07	GENERATOR 94 AMP	A-94 AMP(K27)
K30	75	06	CONTROL SPEED & CRUISE(AUTO)	A-CRUISE CONT(K30)
K34	75	06	CONTROL SPEED & CRUISE(INTEGRATED COMPUTER)	A-CRUISE CONT(K34)
K35	75	07	CONTROL W/RESUME SPEED & CRUISE	A-CRUISE CONT(K35)
K45	82	06	CLEANER AIR FRESHENER	A-K45
K50	85	06	GENERATOR 100 AMP	A-100AMP(K50)
K61	84	06	GENERATOR 97 AMP	A-97 AMP(K61)
K64	82	07	GENERATOR 73 AMP	W-73 AMP(K64)
K65	85	06	GENERATOR 95 AMP	A-95 AMP(K65)
K68	85	07	GENERATOR 105 AMP	A-105 AMP(K68)
K69	86	07	KEY ADDITIONAL IGM	A-K69
K70	82	06	PULSAIR AIR INJ ENG	A-PULSAIR(K70)
K71	82	07	EMISSION CONTROL NOT CERTIFIED(EXPORT)	A-K71(CAPORT)
K73	76	07	GENERATOR 70 AMP	W-70 AMP(K73)
K74	76	01	EARLY FUEL EVAPORATION (DELETE)	(EXC EARLY FUEL EVAP)
K75	76	01	GENERATOR 61 AMP	W-61 AMP(K75)
K77	76	02	GENERATOR 55 AMP	W-55 AMP(K77)
K77	83	07	GENERATOR 56 AMP	W-56 AMP(K77)
K79	75	07	GENERATOR 42 AMP	W-42 AMP(K79)
K80	84	04	GENERATOR 92 AMP	W-92 AMP(K80)
K81	76	02	GENERATOR 83 AMP	W-83 AMP(K81)
K81	83	07	GENERATOR 86 AMP	W-86 AMP(K81)
K82	86	06	GENERATOR 74 AMP	W-74 AMP(K82)
K85	82	06	GENERATOR 87 AMP	W-87 AMP(K85)
K90	84	07	GENERATOR 108 AMP	W-108 AMP(K90)
K92	76	01	GENERATOR 105 AMP	W-105 AMP(K92)
K94	76	01	ENGINE DISPLACEMENT NONMODULATED	W-K94
K95	76	01	ENGINE DISPLACEMENT NONMODULATED	W-K95
K96	83	06	GENERATOR 85 AMP	W-85 AMP(K96)
K97	76	05	GENERATOR 80 AMP	W-80 AMP(K97)
K98	76	08	GENERATOR 85 AMP	W-85 AMP(K98)
L43	84	56	ENGINE 1 8L L4	(1 8L)
L47	86	55	ENGINE 1 8L L4 DIESEL	(1 5-5)
L81	85	56	ENGINE 4 3L V6	(4 3L)
L84	85	56	ENGINE 4 3L V6	(4 3L)
L86	85	56	ENGINE 2 8L V6(HI OUTPUT)	(2 8L)
L88	85	56	ENGINE 2 8L V6	(2 8L)
L89	85	56	ENGINE 5 0L V8	(5 0L)
L91	92	84	ENGINE 2 8L V6(HI OUTPUT)	(2 8-2)
L93	92	82	ENGINE 229 C I D V6	(229K)
L93	93	84	ENGINE 229 C I D V6	(229-9)
L94	80	85	ENGINE 4 1L V6	(4 1-4)
L95	78	79	ENGINE 231 C I D V6	(231G)
L95	85	85	ENGINE 1 5L L4	(1 5L)
L95	86	86	ENGINE 1 5L L4	(1 5 7)
L96	78	79	ENGINE 231 C I D V6	(231 2)
L98	78	82	ENGINE 231 C I D V6	(231-2)
L98	83	83	ENGINE 231 C I D V6	(231-0)
L99	78	79	ENGINE 190 C I D V6	(196)
L99	85	86	ENGINE 1 8L L4	(1 6-4)
L94	79	78	ENGINE 250 C I D STAR 6 CYL	(250)
L99	75	86	ENGINE 231 C I D V6	(231A)
L97	77	77	ENGINE 231 C I D V6	(231C)
L92	80	80	ENGINE 2 8L V6	(2 8X)
L93	79	84	ENGINE 260 C I D L6	(260D)
L94	80	80	ENGINE 400 C I D V6	(400X)
L95	80	86	ENGINE 454 C I D V6	(454W)
L99	82	80	ENGINE 305 C I D V8	(305P)
L93	82	80	ENGINE 305 C I D V8	(305P)
L94	77	80	ENGINE 400 C I D V8	(400P)
L95	79	82	ENGINE 350 C I D V8	(350P)
L96	83	83	ENGINE 350 C I D V8	W-350(L95)
L97	79	78	ENGINE 260 C I D DIESEL V6	(260P)
L98	77	78	ENGINE 454 C I D V8	(454S)
L99	76	85	ENGINE 350 C I D DIESEL V6	(350N)
L92	86	86	ENGINE 3 8L V6	(3 8X)

GM PRODUCTION OPTIONS

RAQ	FY	LY	DIVISIONAL	RPO	DESCRIPTION	ADDDM	RPO	DESCRIPTION
LQJ	77	78	ENGINE	305	C I D V8	17050		
LQJ	79	79	ENGINE	305	C I D V8	17050		
LQ4	80	80	ENGINE	305	C I D V8	17050		
LQ8	81	80	ENGINE	5 0L	V8 HI OUTPUT	15 3-21		
LQ9	77	81	ENGINE	305	C I D V8	17050		
LH6	H2	80	ENGINE	6 2L	DIESEL V8	16 20		
LH7	H2	80	ENGINE	2 8L	V8 HI OUTPUT	12 82		
LH8	H2	80	ENGINE	1 0L	L4	11 8-01		
L15	H1	96	ENGINE	1 0L	DIESEL L4	11 80		
LK9	H2	95	ENGINE	3 0L	V8	13 00		
L11	E3	94	ENGINE	2 8L	V8	12 8L		
L12	H6	98	ENGINE	2 8L	V8	12 80		
L14	H2	98	ENGINE	6 2L	DIESEL V8	16 21		
WC	77	92	ENGINE	350	C I D V8	1350		
WC	85	98	ENGINE	350	C I D V8 (CHEVROLET)	W:500(LMU)		
WC	84	98	ENGINE	350	C I D V8 (PONTIAC)	1350 5(1EXPORT)		
LM7	84	95	ENGINE	3 8L	V8	1231 31		
LN3	84	98	ENGINE	3 8L	V8	1231-31		
LN7	85	98	ENGINE	3 3L	V8 HI OUTPUT	12 01		
LN9	85	98	ENGINE	2 5L	L4	12 56		
LP3	84	85	ENGINE	5 7L	V8	W:500(LP3)		
LQ2	83	84	ENGINE	2 5L	L4	12 01		
LQ5	83	85	ENGINE	2 5L	L4	12 01		
LQ7	83	85	ENGINE	2 2L	DIESEL L4	12 25		
LQ8	82	81	ENGINE	2 5L	L4	12 51		
LQ9	82	85	ENGINE	2 5L	L4	12 5-21		
LA1	82	85	ENGINE	1 9L	L4	11 94		
LA2	82	85	ENGINE	2 8L	V8	12 89		
LA8	82	86	ENGINE	2 5L	L4	12 51		
LA9	82	84	ENGINE	2 5L	L4	12 01		
LS2	85	86	ENGINE	4 1L	DIESEL V8	14 1-7		
LS6	78	79	ENGINE	151	C I D L4	151 1		
LS8	79	79	ENGINE	151	C I D L4	151 9		
LS9	77	80	ENGINE	350	C I D V8	1350		
LT5	76	81	ENGINE	PERFORMANCE	PKW, HIGH ALT	W:ALT(175		
LT6	87	84	ENGINE	4 1L	DIESEL V8	14 30		
LT7	82	85	ENGINE	4 1L	DIESEL V8	14 31		
LT8	82	86	ENGINE	4 1L	V8	14 1-8		
LT9	83	84	ENGINE	350	C I D V8 (PROPANE)	1350K		
LT9	90	85	ENGINE	350	C I D V8 (GASOLINE)	1350K		
LT9	90	85	ENGINE	350	C I D V8 (PROPANE)	1350K		
L15	82	82	ENGINE	5 0L	V8	15 0 7		
L15	83	83	ENGINE	5 0L	V8	15 05		
L12	H1	80	ENGINE	303	C I D V8 HI OUTPUT MUST	1307 9		
L12	H0	80	ENGINE	303	C I D V8	1307Y		
L18	77	79	ENGINE	260	C I D V8	1260		
L18	75	81	ENGINE	260	C I D V8	1260P		
L18	82	82	ENGINE	260	C I D V8	1260-8		
LM6	78	79	ENGINE	1 5L	L4	11 50		
LM1	H0	83	ENGINE	2 5L	L4	12 5 2		
LM1	77	77	ENGINE	1 4L	L4	11 41		
LM6	77	78	ENGINE	151	C I D L4	1151Y		
LM2	74	83	ENGINE	151	C I D L4	1151Y		
LY5	77	78	ENGINE	1 5L	L4	11 60		
LY9	83	85	ENGINE	1 0L	L4	11 0W		
LY7	86	86	ENGINE	1 0L	L4	11 0-5		
L12	76	87	GENERATOR	100	AMP	A:100 AMP(LQ3		
L13	76	81	GENERATOR	110	AMP	A:110 AMP(LQ3		
L14	76	81	GENERATOR	145	AMP	A:145 AMP(L14		
L15	76	81	GENERATOR	130	AMP	A:130 AMP(L15		

GM PRODUCTION OPTIONS

RPO	FY	LY	DIVISIONAL RPO DESCRIPTION	WDCGM RPO DESCRIPTION
139	79	82	ENGINE 267 C I D V8	1267J1
144	81	85	ENGINE 2 8L V6 HI OUTPUT	128031
145	82	82	ENGINE 1 3L V4	11801
146	77	80	ENGINE 350 C I D V8	1J301
149	78	80	ENGINE 350 C I D V8	1J3081
154	86	86	ENGINE 4 1L DIESEL V6	143301
161	80	84	ENGINE 368 C I D V8	1J6051
163	80	84	ENGINE 368 C I D V8	1J6031
165	77	77	ENGINE 350 C I D V8	1J3051
168	85	86	ENGINE 2 5L V4	1255L1
169	81	83	ENGINE 5 0L V8 HI OUTPUT	1J0531
169	84	86	ENGINE 5 0L V8 HI OUTPUT	1J0531
176	77	77	ENGINE 350 C I D V8	1J30P1
177	77	77	ENGINE 350 C I D V8	1J30J1
177	78	80	ENGINE 350 C I D V8	1J30X1
177	81	81	ENGINE 350 C I D V8	1J30B1
178	77	79	ENGINE 400 C I D V8	1J001
180	77	79	ENGINE 401 C I D V8	1J001
182	77	80	ENGINE 350 C I D V8 (SPL HI PEPP)	1J501
191	82	84	ENGINE 5 7L V8	15731
191	76	81	ENGINE EXPORT	W191 EXPORT
192	76	81	ENGINE EXPORT	W192 EXPORT
193	76	81	ENGINE VENEZUELA EXPORT	W193 EXPORT
198	85	86	ENGINE 5 7L V8	15731
WB1	84	87	TRANSMISSION 5-SPD VAN(BOPG-WARNER)	W1W1 WB1
WB4	82	87	TRANSMISSION 5-SPD VAN(BOPG-WARNER)	W1W1 WB4
WB6	82	84	TRANSMISSION 5-SPD VAN(BOPG-WARNER)	W1W1 WB6
WCC	88	89	TRANSMISSION 4-SPD VAN(GE TRAC)	W1W1 WCC
WC1	76	83	TRANSMISSION H D 3 SPD VAN(TREMAC)	W1W1 WC1
WC4	76	81	TRANSMISSION SPORT 5-1F	W1SPORT SH(FT WC4)
WC4	85	87	TRANSMISSION 5-SPD VAN(BOPG-WARNER)	W1W1 WC4
WC5	85	85	TRANSMISSION 5-SPD VAN	W1W1 WC5
WC8	85	87	TRANSMISSION 4-SPD VAN(BOPG-WARNER)	W1W1 WC8
W02	76	87	TRANSMISSION 3-SPD ALTO THM180C	W1A1 W02
W03	76	81	TRANSMISSION 3-SPD ALTO THM180C	W1A1 W03
W05	86	86	TRANSMISSION 5-SPD VAN(MINICE)	W1V1 W05
VD8	76	86	TRANSMISSION 4-SPD ALTO THM130C4	W1A1 VD8
VD9	76	87	TRANSMISSION 3-SPD ALTO THM125C1	W1A1 VD9
VF2	85	86	TRANSMISSION 5-SPD VAN	W1V1 VF2
VF4	87	87	TRANSMISSION 4-SPD ALTO THM40C-T4	W1A1 VF4
VF7	87	87	TRANSMISSION 4-SPD VAN(BOPG-WARNER)	W1V1 VF7
VF8	84	86	TRANS-FR CASE HP-20511 15 LON RANGE	W1V1 VF8
VG1	87	87	TRANSMISSION 5-SPD VAN(MINICE)	W1V1 VG1
VG2	85	87	TRANSMISSION 5-SPD VAN(MINICE)	W1V1 VG2
VG3	85	86	TRANSMISSION 5-SPD VAN	W1V1 VG3
VG5	88	88	TRANSMISSION 5-SPD VAN(GE TRAC)	W1V1 VG5
VF2	85	86	TRANSMISSION 5-SPD VAN	W1V1 VF2
WH3	85	87	TRANSMISSION 5-SPD VAN(BOPG-WARNER)	W1W1 WH3
WH4	85	87	TRANSMISSION 4-SPD VAN(DODG NASH)	W1W1 WH4
WK2	82	87	TRANSMISSION 4-SPD VAN(DODG NASH)	W1W1 WK2
NK4	87	94	TRANSMISSION 5-SPD VAN(BURG-WARNER)	W1W1 NK4
NK5	82	85	TRANSMISSION 5-SPD VAN(BURG-WARNER)	W1W1 NK5
NK6	82	85	TRANSMISSION 5-SPD VAN(BURG-WARNER)	W1W1 NK6
NK7	82	87	TRANSMISSION 5-SPD VAN(BURG-WARNER)	W1W1 NK7
NI2	85	97	TRANSMISSION 5-SPD VAN(BURG-WARNER)	W1W1 NI2
NI3	84	87	TRANSMISSION 5-SPD VAN(BURG-WARNER)	W1W1 NI3
NI6	84	85	TRANSMISSION 5-SPD VAN(BURG-WARNER)	W1W1 NI6
W02	82	87	VERCHANDISING OPTION ONLY-DO NOT CATALOG	
W04	82	88	VERCHANDISING OPTION ONLY-DO NOT CATALOG	
W06	82	88	VERCHANDISING OPTION ONLY-DO NOT CATALOG	
W07	82	87	VERCHANDISING OPTION ONLY-DO NOT CATALOG	
WR2	85	85	TRANSMISSION 4-SPD VAN(MINICE)	W1W1 WR2
WR3	84	87	TRANSMISSION 5-SPD VAN(TS070)	W1W1 WR3
WR8	85	85	TRANSMISSION 5-SPD VAN	W1W1 WR8
WT2	85	87	TRANSMISSION 5-SPD VAN(TS070)	W1W1 WT2
W02	85	85	TRANSMISSION 5-SPD VAN	W1W1 W02
W04	76	85	TRANSMISSION 3-SPD AUTO THM180C	W1A1 W04
W09	76	87	TRANSMISSION 3-SPD AUTO THM200C	W1A1 W09
W09	76	87	TRANSMISSION 4-SPD AUTO THM200-4R	W1A1 W09
W00	82	85	VERCHANDISING OPTION ONLY-DO NOT CATALOG	
W01	82	85	VERCHANDISING OPTION ONLY-DO NOT CATALOG	
W07	75	84	TRANSMISSION 3-SPD ALTO THM350C1	W1A1 W07

GM PRODUCTION OPTIONS

RPO	FY	LY	DIVISIONAL RPO DESCRIPTION	ADOGM RPO DESCRIPTION
NX3	76	91	TRANSMISSION, 2-SPD AUTO; THM350C	A-N T (VX3)
NX5	82	93	TRANSMISSION, 2-SPD AUTO; THM350C	A-N T (VX5)
NX6	83	88	TRANSMISSION, 4-SPD MAN; WJHCIE	A-N T (VX6)
NY1	76	91	TRANSMISSION, 4-SPD MAN; WJHCIE	A-N T (VY1)
NY5	76	91	TRANSMISSION, 4-SPD MAN; HEA PROCESS	A-N T (VY5)
NY7	76	91	TRANSMISSION, 5-SPD MAN; ISUZU	A-N T (VY7)
NY8	76	90	TRANSMISSION, 4-SPD MAN; WJHCIE	A-N T (VY8)
NQ8	87	94	TRANSMISSION, 4-SPD MAN; BORG-WARNER	A-N T (VQ8)
Q11	76	91	SHIFT FLOOR	A-FIR SHIF (Q11)
Q15	76	91	TRANSMISSION, 2-SPD MAN	A-N T (V15)
Q16	76	91	TRANSMISSION, 3-SPD MAN	A-N T (V16)
Q17	76	91	TRANSMISSION, 4-SPD MAN; WJHCIE	A-N T (V17)
Q18	76	90	TRANSMISSION, 4-SPD MAN; BORG-WARNER	A-N T (V18)
Q19	76	91	TRANSMISSION, 4-SPD MAN; WJHCIE	A-N T (V19)
Q20	76	90	TRANSMISSION, 4-SPD MAN; WJHCIE	A-N T (V20)
Q21	76	91	TRANSMISSION, 4-SPD MAN	A-N T (V21)
Q24	76	90	TRANSMISSION, 4-SPD MAN; BORG-WARNER	A-N T (V24)
Q25	76	90	TRANSMISSION, 4-SPD MAN; WJHCIE	A-N T (V25)
Q27	76	91	TRANSMISSION, 4-SPD MAN	A-N T (V27)
Q29	76	91	TRANSMISSION, 3-SPD AUTO; THM200	A-N T (V29)
Q31	76	90	TRANSMISSION, 3-SPD AUTO; THM230C	A-N T (V31)
Q32	76	91	TRANSMISSION, 3-SPD AUTO; THM235	A-N T (V32)
Q33	76	91	TRANSMISSION, 3-SPD AUTO; THM350	A-N T (V33)
Q34	76	91	TRANSMISSION, 3-SPD AUTO; THM125	A-N T (V34)
Q38	76	91	TRANSMISSION, 3-SPD AUTO; THM350	A-N T (V38)
Q39	85	97	TRANSMISSION, 5-SPD MAN; BORG-WARNER	A-N T (V39)
Q40	76	90	TRANSMISSION, 3-SPD AUTO; THM400	A-N T (V40)
Q51	76	91	STEERING SYSTEM MAN	EXC P 51
Q57	76	90	TRANSMISSION, 4-SPD AUTO; THM125 AL	A-N T (V57)
Q62	76	91	TRANSMISSION, 3-SPD MAN; WJHCIE	A-N T (V62)
Q63	76	91	TRANSMISSION, 3-SPD MAN	A-N T (V63)
Q64	76	91	TRANSMISSION, 3-SPD MAN; WJHCIE	A-N T (V64)
Q67	76	91	TRANSMISSION, 4-SPD MAN; WJHCIE	A-N T (V67)
Q73	76	91	TRANSMISSION, 4-SPD MAN; ISUZU	A-N T (V73)
Q75	76	90	TRANSMISSION, 5-SPD MAN; ISUZU	A-N T (V75)
Q77	76	94	TRANSMISSION, 4-SPD MAN; BORG-WARNER	A-N T (V77)
WA1	87	90	EMISSION SYSTEM LIGHT DUTY	M-NAL
WA2	76	91	EMISSION SYSTEM STANDARD	M-FEO; WA21
WA4	87	90	EMISSION SYSTEM HEAVY DUTY	M-NAL
WA5	76	90	EMISSION SYSTEM FEED	M-FEO; WA51
WA6	76	90	EMISSION SYSTEM ALT	M-FE; WA61
WA9	76	91	EMISSION CONTROL EXHAUSTIVE	M-FE S; WA91
WB1	76	90	EMISSION CONTROL CLOSED LOOP	M-GISO; WOSP; WB11
WB2	76	90	EMISSION SYSTEM CAT	M-GAL; WB21
WB5	76	90	EXHAUST SYSTEM, STAGE 1	M-STAGE; EXH; WB51
WB9	84	95	FILTER SYSTEM, FUEL	M-NB9
WC3	84	91	TAILPIPE MODIFICATIONS (EXPORT)	M-NCS; EXPORT
WC6	76	91	EXHAUST SYSTEM, SPORTY	M-SPORT; EXH; WC61
WC9	76	94	EMISSION SYSTEM INTERNAL EGR/DIESEL	M-INTERNAL; EGR; WC91
WD1	76	95	TANK FUEL 36 LITER	M-36 LITER TK; WD11
WD2	76	97	TANK FUEL 40 GAL	M-40 GAL TK; WD21
WF1	76	91	TANK FUEL 69 LITER	M-69 LITER TK; WF11
WF2	76	95	TANK FUEL 75 LITER	M-75 LITER TK; WF21
WF3	84	94	HEAT SHIELD EXHAUST SYSTEM TO GROUND	M-FXH; HT SHID; WF31
WG1	76	95	TANK FUEL 76 LITER	M-76 LITER TK; WG11
WG1	76	95	TANK FUEL 83 LITER	M-83 LITER TK; WG11
WG7	76	95	TANK FUEL 100 LITER	M-100 LITER TK; WG71
WG8	76	93	TANK FUEL 69 LITER	M-69 LITER TK; WG81
WG9	86	90	TANK FUEL 129 LITER (34 GAL)	M-129 LITER TK; WG91
WH1	76	95	TANK FUEL 69 LITER	M-69 LITER TK; WH11
WH7	76	91	TANK FUEL 74 LITER	M-74 LITER TK; WH71
HK7	87	91	TANK FUEL 76 LITER	M-76 LITER TK; HK71
HK3	76	95	WHEEL STRG; FORMULA	M-FORMLA; WHL; HK31
HK3	84	90	WHEEL STRG; SPORT; SOFT RIM STEEL LEATHER	M-SPORT; WHL; HK31
HK4	76	91	WHEEL STRG; SPORT; LEATHER	M-SPORT; WHL; HK41
HK5	76	91	WHEEL STRG; STD	M-STD; WHL; HK51
HK6	76	95	TANK FUEL 83 LITER	M-83 LITER TK; HK61
HK7	76	97	TANK FUEL 91 GAL	M-91 GAL TK; HK71
HK8	76	95	TANK FUEL 96 LITER	M-96 LITER TK; HK81
ML2	76	97	TANK FUEL (VAR 2)	M-VAR; TK; ML21
ML7	76	91	TANK FUEL 30 GAL	M-30 GAL TK; ML71
ML8	76	91	TANK FUEL 2K GALLON 99 MOUNTED	M-99 MT TK; ML81

QM PRODUCTION OPTIONS

RPD	FY	LY	DIVISIONAL RPD DESCRIPTION	WDDQM RPD DESCRIPTION
NL9	85	87	TANK FUEL 27 GAL	W:27 GAL T4(NL9)
NV1	80	85	SMITZFF AND WABDEN EMISSION PROVISION	W:NW1:EXPORT
NV4	76	85	EMISSION CONTROL NON-CLOSED LOOP	W:NW4:EXPORT CANADA
NV5	76	87	EMISSION SYSTEM NON-CLOSED LOOP CANADA	W:NV5:EXPORT CANADA
NV6	76	85	EMISSION CONTROL CANADA RECALIBRATION	W:NV6:EXPORT CANADA
NVA	76	88	EMISSION MODIFICATION UNIFACED GAS CONV	W:NVA:EXPORT
NV9	76	81	DUPSEL EMISSION SYSTEM EXTERNAL EGR	W:EXTERNAL EGR(NV9)
NW1	76	84	EMISSION SYSTEM DUAL BED NOMA. LIFE CONV	W:NW1
NW2	76	81	EMISSION SYSTEM SINGLE BED NOMA. LIFE CONV	W:NW2
NW3	76	84	EMISSION SYSTEM SINGLE BED BED CONV	W:NW3
NH4	82	87	TANK FUEL 60 GAL	W:60 GAL T4(NH4)
NH5	85	87	EMISSION SYSTEM CALIFORNIA OVERPROP	W:NH5
NH6	82	84	EGR REVERSE FLOW	W:NH6
NH7	82	87	FUEL FILTER 3009-DELITE LOCK	W:3009 FUEL FILTER
NH9	82	85	EMISSION SYSTEM LEADED FUEL(EXPORT)	W:NH9:EXPORT
NF1	76	81	96 ECONOMY EQUIPMENT	W:FUEL ECON EQUIP NF1
NF5	76	87	WHEEL STRG 11 FATHER WEAPPED	W:NF5
NF6	85	85	WHEEL STRG 1W000	W:NF6 STRG WHL(NF6)
NF7	82	87	COLUMN STRG	W:NF7:EXPORT
NQ5	84	87	CAP STRG WHI DIX HORN	W:DIX HORN CAP(NQ5)
NV5	84	87	SHIELD DIFFERENTIAL CARRIER	W:NV5
NX1	82	87	WHEEL 13 X 5.5 PAXSIA STEEL	W:P4 WHL(NX1)
NX8	85	86	WHEEL 14 X 6 LT METAL ALLOY	W:NX8
NY1	76	87	PLATE FUEL IN SHIELD & SKID	W:NY1
NY2	84	85	STEERING SLOW RATIO	W:NY2
NY6	76	84	GEAR F S TYPE MCS	W:P S (NY6)
NY7	76	87	SHIELD TAPER CASE	W:NY7
NY9	76	84	GEAR F S TYPE MCO	W:P S (NY9)
NQ4	76	85	LOCK GAS CAP REM CONV	W:NQ4
NQ5	76	80	LOCK FUEL FIL CAP	W:NQ5 CAP(NQ5)
NQ9	76	87	KILLER WHEEL TR DR REM CONT LK	W:KILLER WHEEL(NQ9)
NQ9	82	87	LOCK FUEL FIL OR	W:FIL OR L4(NQ9)
N10	76	87	EXHAUST SYSTEM SLAL	W:EXHAUST SYSTEM(N10)
N16	76	83	EMISSION SYSTEM INTERNAL EGR W/E P R	W:N16
N18	82	87	LOCKING KIT SIMULATED M/TPE WHI CAP	W:L4 WHL CAP(N18)
N20	76	81	TANK FUEL 50 GAL	W:50 GAL T4(N20)
N23	82	87	TANK FUEL 93 LITER(32 GAL)	W:93 LITER T4(N23)
N24	82	87	WHEEL 15 X 7 CAST ALUM	W:ALUM WHL(N24)
N27	87	87	WHEEL STRG 12-SPKOE STRG	W:12 SPKOE STRG WHL(N27)
N30	76	87	WHEEL STRG:DUX	W:DUX STRG WHL(N30)
N31	76	88	WHEEL STRG:CUST	W:CUST STRG WHL(N31)
N32	76	87	WHEEL STRG:CUST	W:CUST STRG WHL(N32)
N33	76	88	COLUMN STRG:TILT TYPE	W:TILT WHL(N33)
N34	76	87	WHEEL STRG:CUST SPORT	W:SPORT STRG WHL(N34)
N36	82	87	WHEEL STRG:SPORT	W:SPORT STRG WHL(N36)
N37	76	87	COLUMN STRG:TILT & TELESCOPIC	W:TST WHL(N37)
N40	76	87	STEERING HND NON VARIABLE	W:P S (N40)
N41	76	88	STEERING HND VARIABLE RATIO	W:P S (N41)
N45	85	87	WHEEL STRG 13 SPOKE	W:13 SPOKE STRG WHL(N45)
N46	84	87	WHEEL STRG 14 SPOKE VINYL	W:14 SPOKE STRG WHL(N46)
N49	76	82	WHEEL STRG CAP ONLY SPORTY	W:SPORT STRG WHL(N49)
N51	76	81	STEERING VAN	W:VAN STRG(N51)
N51	82	83	STEERING VAN	EXC P 5
N54	86	87	WHEEL STRG 13 SPOKE (SPORT)	W:SPORT STRG WHL(N54)
N56	76	87	WHEEL (ALUM)	W:ALUM WHL(N60)
N54	85	87	WHEEL & TIRE SPARE ALUM SPACE SAYER	W:ALUM SPA(N54)
N55	76	87	WHEEL & TIRE STOWAWAY SPA	W:STOWAWAY SPA(N55)
N56	76	83	WHEEL RALLY TYPE VAR 11	W:STYLED SPORT WHL(N56)
N56	84	87	WHEEL RALLY TYPE	W:RALLY WHL(N56)
N57	76	83	WHEEL RALLY TYPE VAR 21	W:RALLY WHL(N57)
N58	76	81	SPARE TIRE & WHL CONVENTIONAL	W:SPA TIRE(N58)
N59	76	81	WHEEL 13 X 6(GOLD) STYLED	W:GOLD STYLED WHL(N59)
N70	82	87	WHEEL 13 X 5.5 PAX	W:PA WHL(N70)
N71	82	82	WHEEL CUST SPORT	W:CUST WHL(N71)
N72	75	95	WHEEL CUST SPORT 15 IN	W:CUST WHL(N72)
N73	76	91	WHEEL EQUIPMENT CUSTOM SPORT	W:CUST SPORT(N73)
N77	75	91	WHEELS 13 X 6 ALUM HUB CAPS & WHL NUTS	W:ALUM WHL(N77)
N78	76	97	WHEEL 14 X 6 CAST ALUM	W:ALUM WHL(N78)
N79	85	97	WHEEL SPARE	W:SPA N79
N81	76	87	TIRE SPA FULL SIZE RADIAL	W:RADIAL SPA(N81)
N82	76	81	WHEEL EQUIPMENT CUST SPORT 15 X 5 C	W:CUST SPORT(N82)
N83	76	87	WHEEL 15 X 7 CUST SPORT (CHR STYLED)	W:CUST SPORT WHL(N83)
N84	84	87	SPARE TIRE (DELETE)	EXC SPA TIRE

GM PRODUCTION OPTIONS

RPO	FY	LY	DIVISIONAL RPO DESCRIPTION	ADDSM RPO DESCRIPTION
N95	N2	87	WHEEL 14 X 6 H D	M:WHL 14X6H1
N96	N2	85	WHEEL 13 X 5 S POLYCAST	M:POLYCAST WHL 13S6
N97	N1	87	WHEEL TURBO ALUM	M:TURBO ALUM WHL 13S9
N98	N6	89	WHEEL ALUM	M:ALUM WHL 14S01
N99	N6	87	COVER WHL SIMULATED WIRE WHL	M:SIM WIRE WHL 14 CVR;N91
N92	N6	81	COVER SIM WIRE WHL COLOR CODED	M:SIM WIRE WHL 13S2
N94	N6	81	SCULPTED WIRE WHL DISC 14 IN	M:SIM WIRE WHL 13S4
N95	N6	87	COVER WHLX SIM WIRE WHL	M:SIM WIRE WHL 13S5
N96	N6	81	COVER SIM CHROME WHEEL 15 IN	M:SIM CHR WHL 13S6
N98	N4	87	WHEEL 16 X 91CAST ALUM	M:ALUM WHL 13S1
N97	N6	86	WHEELS 15 X 7 H D	M:WHL 15X7H1
N98	N6	86	WHEEL 9ALLY II ROADCHR	M:ALLY II WHL 13S8
N99	N6	87	WHEEL 16 X 6 H D	M:WHL 16X6H1
P41	N6	81	COVER WHEEL 14 WIRE 15 IN 10LOCK	M:SIM WIRE P41
P41	N6	81	COVER WHEEL 14 DELUXE 15 IN 10LOCK	M:DLX CVR;P41
P41	N2	87	COVER WHL WHL 14	M:DLX CVR;P41
P43	N6	81	COVER WHL WHL 14 OR 15 IN	M:DLX CVR;P41
P44	N6	87	CAPS HUB WHL COUPALINTEB	M:PA CDP;P44
P45	N2	87	CAP HUBSPORT	M:SPORT CDP;P45
P46	N6	89	WHEEL STYLED(PAINTED)	M:STYLED WHL 13S1
P61	N6	87	COVER WHL DISC 15 IN	M:DLX DISC;P61
P62	N6	87	COVER WHL TRABS PLSTC	M:DLX CVR;P62
P63	N6	87	HUBCAPS COVERS & RETAINERS	M:HUBCAPS;P63
P64	N2	87	LOCK KIT ALUM WHL	M:PS0
P65	N2	87	WHEEL 15 X 6 5 W.T.C STL	M:PS5
P66	N2	85	WHEEL INCREASED SIZE 14"	M:PS6
P67	N2	87	WHEEL 14 X 6 PAINTED STYLED	M:STYLED WHL;P67
P69	N6	87	WHEEL 14 X 6 5 STL	M:PS9
P71	N6	87	WHEEL 14 X 6 COLORED COATED STL	M:PC1
P72	N6	87	WHEEL 14 X 7 STYLED	M:STYLED WHL;P72
P73	N6	87	WHEEL 14 X 6 POLYCAST	M:POLYCAST WHL;P73
P74	N6	87	WHEEL 14 X 7 STL	M:PC3
P74	N6	87	WHEEL 14 X 6 STYLED STL	M:STYLED WHL;P74
P75	N6	87	WHEEL 15 X 7 STYLED STL 1ALLY II	M:ALLY II WHL;P75
P76	N2	87	WHEEL 14 X 6 5 STL METAL ALLOY	M:PC6
P77	N6	87	WHEEL 14 X 6 5 STYLED STL	M:STYLED WHL;P77
P78	N6	87	WHEEL 13 X 6 5 STYLED STL	M:PC8
P79	N4	87	WHEEL 14 X 6 5 CAST ALUM	M:CAST ALUM;P79
P80	N6	87	WHEEL 14 X 6 5 STYLED ALUM	M:STYLED ALUM WHL;P80
P81	N4	87	WHEEL 13 X 6 5 WILD STL	M:PC9
P81	N6	84	WHEEL 14 X 7 POLYCAST	M:POLYCAST WHL;P81
P81	N6	87	WHEEL 14 X 7 STYLED ALUM	M:STYLED ALUM WHL;P81
P82	N6	81	WHEEL 14 X 7 POLYCAST COLOR CODED	M:POLYCAST WHL;P82
P83	N6	81	WHEEL 14 X 7 POLYCAST COLOR	M:POLYCAST WHL;P83
P84	N6	85	WHEEL 14 X 7 POLYCAST TURBINE DES	M:POLYCAST WHL;P84
P85	N2	83	WHEEL 14 X 7 STYLED 1ALLY II; W/ARLIGHT ALUM	M:ALLY II WHL;P85
P87	N6	87	WHEEL 13 X 6 5 TRIANGULAR HOLES	M:PC7
P87	N2	87	WHEEL 15 X 6 STYLED STL	M:STYLED WHL;P87
P88	N6	87	WHEEL 15 X 7 ALUM	M:ALUM WHL;P88
P89	N6	87	WHEEL 15 X 6 5 ALUM	M:ALUM WHL;P89
P90	N6	88	WHEEL 16 X 7 ALUM	M:ALUM WHL;P90
P91	N6	87	WHEEL 15 X 6 5 STYLED ALUM	M:ALUM WHL;P91
P92	N2	87	WHEEL 14 X 6 STYLED ALUM	M:ALUM WHL;P92
P93	N2	87	WHEEL 14 X 6 STYLED 4-SPOKE STL	M:STYLED SPOKE WHL;P93
P94	N2	84	WHEEL 14 X 6 5 FORGED ALUM	M:FORGED ALUM;P94
P95	N2	87	WHEEL 14 X 5 5 ALUM	M:ALUM WHL;P95
P96	N2	84	WHEEL 15 X 6 5 CAST ALUM	M:CAST WHL;P96
P99	N2	85	WHEEL 15 X 7 METAL ALLOY	M:PC9
PH1	N2	87	WHEEL 15 X 7	M:PH1
PH2	N6	87	WHEEL 15 X 6	M:PH2
PH3	N6	87	WHEEL 15 X 6 CAST ALUM	M:ALUM WHL;PH3
PH4	N6	81	WHEEL 15 X 7 STYLED STL	M:STYLED WHL;PH4
PH5	N4	87	WHEEL 14 X 6 FORGED ALUM	M:ALUM WHL;PH5
PH6	N2	87	WHEEL 15 X 6	M:PH6
PH7	N2	83	WHEEL 15 X 7 FORGED ALUM	M:ALUM WHL;PH7
PH8	N6	87	WHEEL WIRE	M:WIRE WHL;PH8
PH9	N6	87	WHEEL 15 X 8 STYLED ALUM (SUPREIGHT)	M:ALUM WHL;PH9
PH9	N6	87	WHEEL 15 X 6 STYLED ALUM	M:ALUM WHL;PH9
PH9	N6	87	WHEEL 16 X 9 5 CAST ALUM	M:ALUM WHL;PH9
PH9	N6	87	WHEEL 17 X 9 5 CAST ALUM	M:CAST ALUM;PH9
PH9	N6	87	WHEEL 18 X 9 5 CAST ALUM	M:CAST ALUM;PH9
PH9	N6	87	WHEEL 19 X 9 5 CAST ALUM	M:CAST ALUM;PH9
PH9	N6	87	WHEEL 20 X 9 5 CAST ALUM	M:CAST ALUM;PH9
PH9	N6	87	WHEEL 21 X 9 5 CAST ALUM	M:CAST ALUM;PH9
PH9	N6	87	WHEEL 22 X 9 5 CAST ALUM	M:CAST ALUM;PH9
PH9	N6	87	WHEEL 23 X 9 5 CAST ALUM	M:CAST ALUM;PH9
PH9	N6	87	WHEEL 24 X 9 5 CAST ALUM	M:CAST ALUM;PH9
PH9	N6	87	WHEEL 25 X 9 5 CAST ALUM	M:CAST ALUM;PH9
PH9	N6	87	WHEEL 26 X 9 5 CAST ALUM	M:CAST ALUM;PH9
PH9	N6	87	WHEEL 27 X 9 5 CAST ALUM	M:CAST ALUM;PH9
PH9	N6	87	WHEEL 28 X 9 5 CAST ALUM	M:CAST ALUM;PH9
PH9	N6	87	WHEEL 29 X 9 5 CAST ALUM	M:CAST ALUM;PH9
PH9	N6	87	WHEEL 30 X 9 5 CAST ALUM	M:CAST ALUM;PH9
PH9	N6	87	WHEEL 31 X 9 5 CAST ALUM	M:CAST ALUM;PH9
PH9	N6	87	WHEEL 32 X 9 5 CAST ALUM	M:CAST ALUM;PH9
PH9	N6	87	WHEEL 33 X 9 5 CAST ALUM	M:CAST ALUM;PH9
PH9	N6	87	WHEEL 34 X 9 5 CAST ALUM	M:CAST ALUM;PH9
PH9	N6	87	WHEEL 35 X 9 5 CAST ALUM	M:CAST ALUM;PH9
PH9	N6	87	WHEEL 36 X 9 5 CAST ALUM	M:CAST ALUM;PH9
PH9	N6	87	WHEEL 37 X 9 5 CAST ALUM	M:CAST ALUM;PH9
PH9	N6	87	WHEEL 38 X 9 5 CAST ALUM	M:CAST ALUM;PH9
PH9	N6	87	WHEEL 39 X 9 5 CAST ALUM	M:CAST ALUM;PH9
PH9	N6	87	WHEEL 40 X 9 5 CAST ALUM	M:CAST ALUM;PH9
PH9	N6	87	WHEEL 41 X 9 5 CAST ALUM	M:CAST ALUM;PH9
PH9	N6	87	WHEEL 42 X 9 5 CAST ALUM	M:CAST ALUM;PH9
PH9	N6	87	WHEEL 43 X 9 5 CAST ALUM	M:CAST ALUM;PH9
PH9	N6	87	WHEEL 44 X 9 5 CAST ALUM	M:CAST ALUM;PH9
PH9	N6	87	WHEEL 45 X 9 5 CAST ALUM	M:CAST ALUM;PH9
PH9	N6	87	WHEEL 46 X 9 5 CAST ALUM	M:CAST ALUM;PH9
PH9	N6	87	WHEEL 47 X 9 5 CAST ALUM	M:CAST ALUM;PH9
PH9	N6	87	WHEEL 48 X 9 5 CAST ALUM	M:CAST ALUM;PH9
PH9	N6	87	WHEEL 49 X 9 5 CAST ALUM	M:CAST ALUM;PH9
PH9	N6	87	WHEEL 50 X 9 5 CAST ALUM	M:CAST ALUM;PH9
PH9	N6	87	WHEEL 51 X 9 5 CAST ALUM	M:CAST ALUM;PH9
PH9	N6	87	WHEEL 52 X 9 5 CAST ALUM	M:CAST ALUM;PH9
PH9	N6	87	WHEEL 53 X 9 5 CAST ALUM	M:CAST ALUM;PH9
PH9	N6	87	WHEEL 54 X 9 5 CAST ALUM	M:CAST ALUM;PH9
PH9	N6	87	WHEEL 55 X 9 5 CAST ALUM	M:CAST ALUM;PH9
PH9	N6	87	WHEEL 56 X 9 5 CAST ALUM	M:CAST ALUM;PH9
PH9	N6	87	WHEEL 57 X 9 5 CAST ALUM	M:CAST ALUM;PH9
PH9	N6	87	WHEEL 58 X 9 5 CAST ALUM	M:CAST ALUM;PH9
PH9	N6	87	WHEEL 59 X 9 5 CAST ALUM	M:CAST ALUM;PH9
PH9	N6	87	WHEEL 60 X 9 5 CAST ALUM	M:CAST ALUM;PH9
PH9	N6	87	WHEEL 61 X 9 5 CAST ALUM	M:CAST ALUM;PH9
PH9	N6	87	WHEEL 62 X 9 5 CAST ALUM	M:CAST ALUM;PH9
PH9	N6	87	WHEEL 63 X 9 5 CAST ALUM	M:CAST ALUM;PH9
PH9	N6	87	WHEEL 64 X 9 5 CAST ALUM	M:CAST ALUM;PH9
PH9	N6	87	WHEEL 65 X 9 5 CAST ALUM	M:CAST ALUM;PH9
PH9	N6	87	WHEEL 66 X 9 5 CAST ALUM	M:CAST ALUM;PH9
PH9	N6	87	WHEEL 67 X 9 5 CAST ALUM	M:CAST ALUM;PH9
PH9	N6	87	WHEEL 68 X 9 5 CAST ALUM	M:CAST ALUM;PH9
PH9	N6	87	WHEEL 69 X 9 5 CAST ALUM	M:CAST ALUM;PH9
PH9	N6	87	WHEEL 70 X 9 5 CAST ALUM	M:CAST ALUM;PH9
PH9	N6	87	WHEEL 71 X 9 5 CAST ALUM	M:CAST ALUM;PH9
PH9	N6	87	WHEEL 72 X 9 5 CAST ALUM	M:CAST ALUM;PH9
PH9	N6	87	WHEEL 73 X 9 5 CAST ALUM	M:CAST ALUM;PH9
PH9	N6	87	WHEEL 74 X 9 5 CAST ALUM	M:CAST ALUM;PH9
PH9	N6	87	WHEEL 75 X 9 5 CAST ALUM	M:CAST ALUM;PH9
PH9	N6	87	WHEEL 76 X 9 5 CAST ALUM	M:CAST ALUM;PH9
PH9	N6	87	WHEEL 77 X 9 5 CAST ALUM	M:CAST ALUM;PH9
PH9	N6	87	WHEEL 78 X 9 5 CAST ALUM	M:CAST ALUM;PH9
PH9	N6	87	WHEEL 79 X 9 5 CAST ALUM	M:CAST ALUM;PH9
PH9	N6	87	WHEEL 80 X 9 5 CAST ALUM	M:CAST ALUM;PH9
PH9	N6	87	WHEEL 81 X 9 5 CAST ALUM	M:CAST ALUM;PH9
PH9	N6	87	WHEEL 82 X 9 5 CAST ALUM	M:CAST ALUM;PH9
PH9	N6	87	WHEEL 83 X 9 5 CAST ALUM	M:CAST ALUM;PH9
PH9	N6	87	WHEEL 84 X 9 5 CAST ALUM	M:CAST ALUM;PH9
PH9	N6	87	WHEEL 85 X 9 5 CAST ALUM	M:CAST ALUM;PH9
PH9	N6	87	WHEEL 86 X 9 5 CAST ALUM	M:CAST ALUM;PH9
PH9	N6	87	WHEEL 87 X 9 5 CAST ALUM	M:CAST ALUM;PH9
PH9	N6	87	WHEEL 88 X 9 5 CAST ALUM	M:CAST ALUM;PH9
PH9	N6	87	WHEEL 89 X 9 5 CAST ALUM	M:CAST ALUM;PH9
PH9	N6	87	WHEEL 90 X 9 5 CAST ALUM	M:CAST ALUM;PH9
PH9	N6	87	WHEEL 91 X 9 5 CAST ALUM	M:CAST ALUM;PH9
PH9	N6	87	WHEEL 92 X 9 5 CAST ALUM	M:CAST ALUM;PH9
PH9	N6	87	WHEEL 93 X 9 5 CAST ALUM	M:CAST ALUM;PH9
PH9	N6	87	WHEEL 94 X 9 5 CAST ALUM	M:CAST ALUM;PH9
PH9	N6	87	WHEEL 95 X 9 5 CAST ALUM	M:CAST ALUM;PH9
PH9	N6	87	WHEEL 96 X 9 5 CAST ALUM	M:CAST ALUM;PH9
PH9	N6	87	WHEEL 97 X 9 5 CAST ALUM	M:CAST ALUM;PH9
PH9	N6	87	WHEEL 98 X 9 5 CAST ALUM	M:CAST ALUM;PH9
PH9	N6	87	WHEEL 99 X 9 5 CAST ALUM	M:CAST ALUM;PH9
PH9	N6	87	WHEEL 100 X 9 5 CAST ALUM	M:CAST ALUM;PH9

GM PRODUCTION OPTIONS

RPO	FY	LY	DIVISIONAL RPO DESCRIPTION	ADDCN RPO DESCRIPTION
PY3	85	87	COVER PA WHL	W:PA CVR(PY3)
PY4	84	86	WHEEL, 14 X 4 5/8 (UT METAL ALLOY)	W:PY4
PY6	86	87	WHEEL, 13 X 4 5/8 ALUM	W:ALUM WHL(PY6)
P01	76	88	COVER, DIX AH, TR	W:DIX CVR(P01)
P02	76	87	COVER CUST WHL TR	W:CUST CVR(P02)
P03	76	87	COVER WHL (FRNT METAL)	W:FRNT CVR(P03)
P06	76	87	WHEEL, HONEYCOMB (FRONT AC)	W:HONEYCOMB WHL(P06)
P05	76	87	WHEEL, CHROME (BUICK)	W:CHR WHL(P05)
P05	82	86	WHEEL, CHR	W:CHR WHL(P05)
P06	76	88	RING, WHL TR	W:TR RG(P06)
P08	76	87	COVER WHL, SLIPER DLX	W:SLIPER DLX CVR(P08)
P10	76	87	CARRIER SPA TIRE	W:FRM MT WHL CARR(P10)
P11	76	87	CARRIER GLIDE OUT SPA TIRE	W:GLIDE OUT WHL CARR(P11)
P12	76	87	WHEEL, 14 X 6 CHROME	W:CHR WHL(P12)
P13	76	88	CARRIER, SPA TIRE SI NT	W:SI NT WHL CARR(P13)
P14	76	87	CARRIER, 1/5 NT SPA TIRE, LH	W:1/5 NT LH WHL CARR(P14)
P15	82	87	CARRIER, 1/5 NT SPA TIRE, RR	W:1/5 NT RR WHL CARR(P15)
P16	85	87	CARRIER, RR MT SPA TIRE	W:RR MT WHL CARR(P16)
P17	76	87	COVER SPA WHL & TIRE	W:P17
P18	85	87	CARRIER, A-HOIST SPA TIRE	W:WHL CARR(P18)
P20	82	84	CAP, BRD ALUM HUB	W:BRD CAP(P20)
P20	85	87	CAP, STYLED WHL HUB	W:STYLED CAP(P20)
P21	85	87	CAP, PAINTED HUB	W:PA CAP(P21)
P41	82	87	TIRE (EXPORT)	W:P41, EXPORT
P42	82	87	TIRE SELF SEALING	W:P42
Q06	84	87	WHEEL, 15 X 6	W:Q06
Q34	76	87	WHEEL, 19 X 6	W:Q34
R04	76	87	WHEELS, SINGLE RR	W:SINGLE RR WHLS(R04)
R05	82	88	WHEELS, DUAL RR CONVERSION	W:DUAL RR WHLS(R05)
T02	87	87	FRACER PHI PLASTIC	W:FRACER PHI(T02)
T03	87	88	BODY MODIFICATION OLYMPIC DECA. PKG	W:T03
T11	76	87	GRILLE SPL	W:SPL GR(T11)
T14	76	87	GRILLE PA	W:PA GR(T14)
T14	82	87	GRILLE LJS*	W:CUNT GR(T14)
T14	83	87	GRILLE PA	W:PA GR(T14)
T16	76	87	GRILLE BLACK	W:BLK GR(T16)
T18	85	87	MOLDING HOOD PAINTED	W:PA HOOD MOLDING
T18	82	87	HOOD HOOD OPEN ASSIST	W:HOOD ASST PDB(T18)
T19	76	87	BATTERY HIGH CAPACITY	W:BATT(T19)
T19	76	87	BATTERY, AUX CAMPER	W:AUX BATT(T19)
T19	87	87	LAMP TAIL & STOP	W:TAIL & STOP LP(T19)
T19	86	87	HEADLAMP RECTANGULAR	W:RECT HDLP(T19)
T19	76	87	LAMP GROUP	W:T19
T19	87	87	LAMP RR COMB & FOG	W:RR COMB & FOG LP(T19)
T19	85	85	LAMP STOP - HIGH LEVEL	W:HL STOP LP(T19)
T14	82	87	HEADLAMPS, TUNGSTEN QUARTZ HALOGEN	W:QUARTZ HDLP(T14)
T15	76	87	HEADLAMPS, TUNGSTEN QUANTZ HALOGEN	W:QUARTZ HDLP(T15)
T16	76	87	LAMP RR WHL	W:RR WHL LP(T16)
T16	87	87	FASCIA INJECTION MOLDED	W:MOLDED FASCIA(T16)
T2M	85	86	DELETE EQUIPMENT PACKAGE	W:DEL EXP VLDG
T2	85	87	PERFORMANCE SPECIFIC, 1-TYPE	W:1-TYPE(T2)
T3	85	87	LAMP, HUGOBOLUXE	W:HOLX FOG LP(T3)
T33	76	87	LAMPS PA & (JPN) SIDEWALLER (FNS)	W:T33
T41	82	84	SHEET METAL FRNT END SPECIAL	W:T41
T43	84	87	SPOILER REAR	W:RR SPLR(T43)
T44	76	83	LOCK INTX OFFR HOOD	W:T44
T44	86	86	HOOD PLASTIC	W:PLSTC HOOD(T44)
T45	76	86	HOOD ALUM	W:ALUM HOOD(T45)
T46	76	83	HOOD STL	W:STL HOOD(T46)
T47	76	87	HOOD THRU	W:THRU HOOD(T47)
T48	76	83	HOOD RAM AIR SHAKER	W:T48
T48	82	83	HOOD, SPORT STEEL	W:SPORT STL HOOD(T48)
T52	76	87	UPHOLSTERY FRNT FCR	W:T52
T63	76	87	BELLER HLP ON WING	W:HOLP WING(T63)
T70	76	87	HEADLAMPS, LHR, NO HGT EXPORT	W:T70, EXPORT
T72	76	87	HEADLAMPS, 14 1/2" RECTANGULAR, EXPORT	W:T72, EXPORT
T76	86	87	HEADLAMPS, REF, ACCESSIBLE BLB *YFE	W:BLB(T76)
T79	82	86	LAMPS 4F FOG, EXPORT	W:T79, EXPORT
T83	76	87	HEADLAMPS, AUTO BEAM CUNT	W:AUTOMATIC(T83)
T81	82	87	LAMP, DLX TAIL & STOP	W:DLX LP(T81)

GM PRODUCTION OPTIONS

APQ	FY	LY	DIVISIONAL APQ DESCRIPTION	W30GM APQ DESCRIPTION
T82	75	87	SENTINEL TWILIGHT	W:TWILIGHT SENT;T82;
T83	75	87	HEADLAMP DRLSPL	W:183
T84	75	87	HEADLAMP, R- RULE OF ROAD(EXPORT)	W:TS4(EXPORT)
T85	76	87	HEADLAMP, L- RULE OF ROAD(EXPORT)	W:TS5(EXPORT)
T86	84	85	LAMPS BACKUP	W:TS6
T87	76	87	LAMP, CORNERING	W:COR LP;T87;
T88	85	87	LAMPS PARKING, AMBER PFT SC	W:TS8
T89	82	87	LAMP SIG & MKG(EXPORT)	W:TS9(EXPORT)
T90	76	87	LAMP, SIG & MKG(EXPORT)	W:TS0(EXPORT)
T91	76	87	LAMP TAIL & STOP(SPECIAL)	W:SPL TAIL & STOP LP;T91;
T96	82	87	LAMPS, CRT FCC	W:TS6
U41	76	88	BATTERY H D	W:H D BATT(U41)
U42	76	84	SENTINEL, MILES PER GAL DIGITAL READCUT	W:U42
U46	76	87	DETERPENT SYSTEM THEFT	W:ANTI THEFT(U46)
U48	82	86	BATTERY SYSTEM PCSY PWR	W:PCSY PWR BAT (U48)
U80	87	87	CLUSTER INST COIL TEMP TACH TURBO BOOST;	W:GAIL80;
J82	85	86	CLUSTER, INST COIL VOLT TACH TURBO BOOST;	W:GAIL82;
J83	87	87	CLUSTER INST COIL TEMP VOLTS TRIP ODOV TACH	W:GAIL83;
J84	87	87	LAMP SE MAP, BORED FOR SHIPMENT	J:U84
J87	76	81	CLUSTER ASV TRIP ODOVETER	W:TRIP ODOV(J87)
J88	82	87	HORN PACKAGE	W:HCN(U88)
J01	82	85	CLUSTER (F-FUEL & WAT)	W:GAIL01
J02	84	87	ALARM VEHICLE SPEED(120 MPH)(EXPORT)	W:J02 ALARM(U02) EXPORT;
J04	84	88	ALARM VEHICLE SPEED(120 MPH)(EXPORT)	W:J04 ALARM(U04) EXPORT;
J05	84	87	ALARM EXHAUST TEMP	W:J05(EXPORT)
J09	75	85	CLOCK AND FLORESCENT DIGITAL	W:DIGIT CLK(U09)
J61	81	87	SWITCH HEADLAMPS	W:J61(EXPORT)
U69	75	87	CLOCK ELEC DIGITAL	W:DIGIT CLK(U69)
U72	76	88	LAMP CRACK	W:CRACK LP;U72;
U73	76	81	LAMP SUN VISOR SUPPORT MAP	W:MAP LP;U73;
U76	86	87	LAMP INTR CONSOLE & COURTESY	W:INTR LP;U76;
U77	76	87	GAGE CAR, EXC TACH	W:GA U77;
U81	76	81	ELECTRONIC LAMP MONITORING SYSTEM	W:LP MONITOR(U81)
U89	84	84	CLUSTER (F-FUEL) TEMP TRIP ODO, TURBO BOOST;	W:GA U89;
U11	82	87	INDICATOR BRAKE WARNING SYSTEM	W:INDU11;
U1J	76	85	INDICATOR WATER IN FUEL	W:INDU1J;
U15	82	87	CLUSTER (F-FUEL) TEMP TRIP ODO & VOLT	W:GA U051
U19	84	87	CLUSTER (F-FUEL) TEMP VOLT, TACH	W:GA U051
U41	82	87	RADIO FREQUENCY, JAPANESE	W:U41(EXPORT)
U42	82	86	LEVER CTR SIG(EXPORT)	W:U42(EXPORT)
U43	85	87	ELECTRONIC SYSTEM ACCESSORY CONTROL	W:E.FM ACCESSY CONT(U43)
U44	85	85	RADIO AM-FM STEREO SECK & SCAM CTR	W:STEREO(U44)
U45	85	85	RADIO AM-FM, SECK & SCAM AUTO REV CASS ETR	W:STEREO(U45)
U11	82	85	RADIO AM-FM STEREO, W/O SECK, SCAM	W:STEREO(U11)
U12	82	88	RADIO FREQUENCY, EUROPEAN	W:U12(EXPORT)
U1J	82	83	RADIO W-DIGITAL CLK AM-FM STEREO	W:STEREO(U1J)
U15	82	87	RADIO DELETE	W:U15(EXPORT)
U16	82	87	RADIO W-CLK AM PUSHBUTTON	W:MONO U16;
U17	82	86	RADIO AM-FM PUSHBUTTON W DIGITAL CLK	W:MONO U17;
U18	82	83	RADIO W-DIGITAL CLK AM-FM STEREO TAPE	W:STEREO(U18)
U19	82	87	RADIO W-DIGITAL CLK AM-FM STEREO CASSETTE	W:STEREO(U19)
U41	76	83	RADIO AM PUSHBUTTON TAPE	W:STEREO(U41)
U42	76	83	RADIO AM-FM STEREO PUSHBUTTON TAPE	W:STEREO(U42)
U43	76	81	RADIO AM-FM STEREO CLOCK & C B	W:C B (U43)
U44	76	84	RADIO W DIGITAL CLK AM-FM STEREO TAPE ETR	W:STEREO(U44)
U45	76	83	RADIO W-CLK AM-FM STEREO TAPE, REM C B	W:C B (U45)
U46	76	88	RADIO AM-FM STEREO CASSETTE ETR	W:STEREO(U46)
U47	76	88	RADIO AM-FM STEREO ETR W DIGITAL READCUT	W:STEREO(U47)
U48	82	84	RADIO AM-FM STEREO TAPE ETR	W:STEREO(U48)
U49	76	83	RADIO AM-FM STEREO CASSETTE, C B	W:C B (U49)
U42	76	81	RADIO AM-FM STEREO SIGNAL SEEKING	W:STEREO(U42)
U43	76	87	RADIO AM-FM STEREO CASSETTELESS CLOCK	W:STEREO(U43)
U44	76	87	CARTRIDGE DELETE(EXPORT)	W:U44(EXPORT)
U45	76	87	RADIO AM-FM STEREO CASSETTE C B ETR	W:C B (U45)
U46	87	87	RADIO AM-FM STEREO CASSETTE ETR, C LOCK	W:STEREO(U46)
U49	76	87	RADIO C B	W:C B (U49)
U49	76	88	RADIO ALPHRESSION EQUIP	W:U49
U41	76	84	RADIO AM-FM STEREO TAPE C B	W:C B (U41)
U42	84	87	RADIO AM-FM STEREO ETR W-DIGITAL READCUT	W:STEREO(U42)
U44	76	81	RADIO AM-FM STEREO C B	W:C B (U44)
U44	86	87	RADIO AM ETR W C LOCK	W:MONO(U44)
U45	76	81	RADIO AM-FM MONO C B	W:C B (U45)

GM PRODUCTION OPTIONS

RPO	FY	LY	DIVISIONAL RPO DESCRIPTION	ADDCN RPO DESCRIPTION
JP6	76	85	RADIO, AM/FM STEREO C B	A/C B (JP6)
JP7	76	87	RADIO, MONORAIL INSTL PROVISIONS	A/JP7
JP8	76	87	RADIO, STEREO INSTL PROVISIONS	A/JP8
JQ1	76	87	RADIO, STEREO INSTL PROVISIONS	A/JQ1
JQ2	76	87	RADIO, FULL FEATURE STEREO	A/JQ2
JQ3	76	87	AUDIO AMR BOOSTER	A/AUDIO AMR BOOSTER(JQ3)
JQ4	82	87	SPEAKER SYSTEM BOSE 4-SPKR A-KYPS	A/UC4(BOSE)
JQ5	84	85	SPEAKER, 4 PRT COAR COAR RR 1-4 C R	A/UC5
JQ6	85	87	SPEAKER SYSTEM SUBWOOFER	A/UC6
JQ7	84	87	SPEAKER SYSTEM SUBWOOFER	A/UC7
JQ9	84	87	SPEAKER SYSTEM (DELETE)	(EKG) SPEAKER
JP1	76	83	GAGE FUEL ECON	A/ECON GAI(JP1)
JP3	76	84	LIGHT, FUEL ECON IND	A/ECON IND(JP3)
JP4	76	87	GAGE TURBO BOOST	A/TURBO BOOST GAI(JP4)
J56	82	87	ANTENNA, FIXED(PAINTED)	A/FIXED ANT(J56)(BLACK)
J57	84	87	ANTENNA, AMR, BLACK	A/AMR ANT(J57)
JT0	87	87	RADIO, AM/FM STEREO, CASSETTE, ETR, CLOCK, WPS	A/STEREO(JT0)
JT1	76	87	BUSSEY TONE GEN WRMG	A/UTL
JT2	84	86	RADIO, AM/FM STEREO ETR, REMOTE CONT	A/STEREO(JT2)
JT3	84	87	RADIO, AM/FM STEREO ETR CASSI, REMOTE CONT	A/STEREO(JT3)
JT4	84	87	RADIO, AM/FM STEREO ETR CASS, W/EG, REM CONT	A/STEREO(JT4)
JT5	85	87	RADIO, AM/FM STEREO, W/GRAPHIC EQ, LTR	A/STEREO(JT5)
JT7	85	87	RADIO, AM/FM STEREO, ETR, W/OOLB	A/STEREO(JT7)
JU0	86	87	RADIO, AM/FM STEREO CASSETTE SEEK & SCAN ETR	A/STEREO(JU0)
UJ1	76	87	RADIO, AM/FM STEREO, WTR, FULL FEATURE	A/UJ1
UJ2	76	87	RADIO, AM/FM STEREO, CASSETTE, WTR, FULL FEAT	A/UJ2
UJ3	86	87	RADIO, AM/FM STEREO, CASSETTE, COLBY ETR	A/STEREO(UJ3)
UJ4	76	87	RADIO, AM/FM STEREO, 8-TRACK, WTR, FULL FEAT	A/UJ4
UJ5	86	86	RADIO, AM/FM STEREO, CASSETTE, ETR	A/STEREO(UJ5)
UJ6	76	83	RADIO, AM/FM STEREO CASSETTE DIGITAL DISPLAY	A/STEREO(UJ6)
UJ7	76	83	EQUALIZER STEREO GRAPHIC	A/UJ7
UJ8	82	87	RADIO, AM/FM STEREO CASSETTE ETR W-CLK	A/STEREO(UJ8)
UJ9	82	85	RADIO, AM/FM STEREO CASSETTE ETR	A/STEREO(UJ9)
UJ0	82	87	RADIO, AM/FM STEREO CASSETTE ETR, COLBY	A/STEREO(UJ0)
UJ1	82	86	RADIO, AM/FM STEREO ETR W/O SEEK/SCAN & CLK	A/STEREO(UJ1)
UJ2	84	87	REWINDER VOICE SYNTHESIS	A/VOICE REWINDER(UJ2)
UJ3	86	87	DISPLAY FUEL GASH, FILID, VL EXTR LP MONITOR	A/FUEL DISP, AM(UJ3)
UJ4	86	86	DISPLAY NAVIGATIONAL ROAD RALLY	A/ROAD DISP, AM(UJ4)
UJ5	86	87	PROVISIONS FOR MOBILE TEL. PHONE	A/UJ5
UJ6	86	87	TELEPHONE MOBILE	A/UJ6
UJ7	87	87	CLUSTER DIAGNOSTIC	A/CLUSTER DIAG(UJ7)
UJ8	84	87	SPEAKER SYSTEM, SCX, IN CLAL C/F & P/O & FR	A/UJ8
UJ9	84	86	RADIO PROVISIONS FOR STEREO INST, NON-ETR	A/UJ9
UJ0	84	87	SPEAKER SYSTEM PRT DR TRFETER & ADOPFR & FR	A/UJ0
UJ1	87	87	RETRACTOR GARAGE DOOR TRANSMITTER	A/UJ1
UJ2	87	87	DRIVER GARAGE DOOR REM CONT	A/GARAGE DOOR REM(JU2)
UJ3	85	88	RADIO, AM STEREO, FM STEREO, W/PO, 2F CLK ETR	A/STEREO(UJ3)
UJ4	76	87	SPEAKER, DIAL, PRT DASH MT	A/UJ4
UJ5	76	87	SPEAKER, DIAL, PRT DR MT EXTENDED RANGE RR	A/UJ5
UJ6	76	87	SPEAKER, PRT	A/UJ6
UJ7	76	88	WORKING CAMPER	A/CAMPER WPS(UJ7)
UJ8	87	87	TELEPHONE MOBILE, F 7000 SERIES	A/UJ8
UJ9	87	87	TELEPHONE MOBILE, S E SERIES	A/UJ9
UJ0	76	89	WORKING CAMPER H D	A/CAMPER WPS(UJ0)
UJ1	76	87	RADIO, AM/FM STEREO DIGITAL CLK	A/STEREO(UJ1)
UJ2	76	85	SPEEDO, KILOMILES VECH DISPLAY	A/SPEEDO(UJ2)
UJ3	76	89	LANE HF WKR	A/LANE HF WKR(UJ3)
UJ4	76	87	SPEEDO, KILOMILES, DIGITAL	A/SPEEDO(UJ4)
UJ5	82	87	NOISE NOISE PEG, EXPORT	A/NOISE EXPORT
UJ6	85	85	NOISE LOW NOISE	A/NOISE LOW
UJ7	76	87	NOISE DUAL	A/NOISE DUAL(UJ7)
UJ8	82	87	NOISE FOUR NOISE	A/NOISE FOUR(UJ8)
UJ9	87	87	SPEEDOMETER DUAL SCALE, W/NOISE DUAL	A/L12(CANADIAN)
UJ0	76	87	GAGE, L-P, OIL, CLNT TEMP, W/NOISE	A/L13(CANADIAN)
UJ1	76	87	TACHOMETER	A/L14(CANADIAN)
UJ2	76	84	CLUSTER INST, OIL CLNT TEMP, W/NOISE, TACH	A/L15(CANADIAN)
UJ3	76	86	SPEEDO, L-P, EXPORT	A/L16(CANADIAN)
UJ4	76	87	SPEEDO, L-P, CANADIAN	A/L17(CANADIAN)
UJ5	76	87	CLUSTER, L-P, CLNT TEMP, W/NOISE, TACH	A/L18(CANADIAN)
UJ6	76	87	CLUSTER, L-P, EXC, TACH	A/L19(CANADIAN)
UJ7	76	87	SPEEDO, W-TRIP, ODM	A/L20(CANADIAN)
UJ8	76	87	LAMP LUG COMPT	A/LUG COMPT LP(UJ8)
UJ9	76	87	LAMP ENG COMPT	A/ENG COMPT LP(UJ9)

GM PRODUCTION OPTIONS

RPO	FY	LY	DIVISIONAL RPO DESCRIPTION	MODGM RPO DESCRIPTION
U27	76	87	LAMP 2-P COMPT	W-I-P COMPT LP(U27)
U28	76	87	LAMP ASM TRAY	W-GM TRAY LP(U28)
U29	76	87	LAMP 2-P CTSY	W-CTSY LP(U29)
U30	76	87	LAMP 4-LX LNS	W-GA J00
U34	85	85	LAMPS MAP & CTSY(DELETE)	EXC CTSY LP
U35	76	87	CLOCK BELL (NON-CIGARET)	W-STO CLK(U35)
U37	76	88	LIGHTER CIGARETTE	W-U07
U38	76	85	WARRIORS LOW COOLANT	W-CLNT WANG(U38)
U39	86	87	CLUSTER 1-PHASE CLNT TEMP VOLT TRIP COGM	W-GA J09
U40	76	87	TRIP MONITOR DIGITAL HEAD CUT	W-TRIP MONITOR(U40)
U41	76	87	INDICATOR LOW FUEL	W-LOW FUEL IND(U41)
U46	76	87	MONITOR EXTERNAL LAMP	W-IP MONITOR(U46)
U52	87	87	CLUSTER 1-P ELECTRONIC	W-CTGTAL(U52)
U56	85	87	PLAYER CASSETTE TAPE	W-CASSETTE(U56)
U57	76	87	PLAYER TAPE	W-TAPE PLAYER(U57)
U58	76	87	RADIO AM FM STEREO PUSHBUTTON	W-STEREO(U58)
U59	87	87	SPEAKER SYSTEM DUAL COAX FR & RR FMS SPELF	W-U62
U63	76	88	RADIO AM PUSHBUTTON	W-MONITOR(U63)
U64	76	87	SPEAKER DUAL FR DASH DUAL STD RANGE RR	W-U64
U65	76	85	SPEAKER 4-DUAL FR DR MT DUAL STD RANGE RR	W-U65
U66	76	89	SPEAKER DUAL FR DASH MT DUAL EXT RANGE RR	W-U66
U67	76	87	RADIO AM COMT	W-STEREO(U67)
U68	87	87	DISPLAY DRIVER INFO CENTER	W-INFO CTR DISPLAY(U68)
U69	76	87	RADIO AM-FM MONO PUSHBUTTON	W-MONO(U69)
U71	86	87	ANTENNA, COGT	W-RR ANT(U71)
U72	76	87	ANTENNA, AUTO PWR	W-PWR ANT(U72)
U73	87	87	ANTENNA, PWR FR	W-PWR ANT(U73)
U74	76	89	ANTENNA, FIXED	W-FIXED ANT(U74)
U75	76	87	ANTENNA, PWR, RDO & C B	W-PWR ANT(U75)
U76	86	87	ANTENNA, FIXED, COLLECT	EXC FIXED ANT
U79	76	87	ANTENNA, PWR	EXC C B
U79	82	87	ANTENNA, PWR, CHROME	W-PWR ANT(U79)
U76	76	87	ANTENNA, W/S ENCODED	W-W/S ANT(U76)
U79	84	87	SPEAKER, 4 DUAL FR COAX, DUAL EXT RR	W-U79
U80	76	84	SPEAKER, RR AUX	W-RR ALK SPR(U80)
U81	76	87	SPEAKER, DUAL RR	W-DUAL RR SPR(U81)
U81	76	87	ANTENNA, E, CC, RDO & 40 CHAN C B	W-C B
U89	76	87	HARNISS, 2-WIRE TRLE W/O	W-S-WIRE TRLE CBL(U89)
U90	76	87	HARNISS, RT FLASHER W/RT PNL REINF	W-PP FLASHER(U90)
U92	76	87	SPEAKERS FR DUAL & RR DUAL	W-U92
U93	82	87	ANTENNA, W/S AM-FM C B TRIBAND	W-W/S ANT(U93)
U94	76	87	CABLE, 2-WIRE LIGHT TRLE W/RR C B	W-2-WIRE TRLE CBL(U94)
U95	76	87	SPEAKERS DOOR	W-U95
U96	76	85	SPEAKER CONCERT SOUND-B TOTAL	W-U96
V42	76	86	SUPPRT RAD, STL	W-STL RAD SUPP(V42)
V43	76	83	SUPPRT RAD, ALJM	W-ALJM RAD SUPP(V43)
V43	76	87	BUMPER A-IMPACT STRIP RR STEP(PAINTED)	W-PA STRP BPR(V43)
V43	76	88	BUMPER A-IMPACT STRIP RR STEP(CFR)	W-CHR STRP BPR(V43)
V44	76	88	CULP STATES MODIFICATIONS(EXPORT)	W-V44(EXPORT)
V41	76	87	EUROPEAN MODIFICATIONS(EXPORT)	W-V41(EXPORT)
V42	76	87	WOLONG BPR	W-WOLONG(V42)
V43	85	85	BUMPER FR PLSTC	W-FRT PLSTC BPR(V43)
V44	82	87	REINFORCEMENT FR BPR, STL	W-STL FR BPR REINF(V44)
V45	82	84	REINFORCEMENT RR BPR, STL	W-STL RR BPR REINF(V45)
V46	82	87	REINFORCEMENT FR SPR, ALJM	W-ALJM FR BPR REINF(V46)
V47	82	87	REINFORCEMENT RR SPR, ALJM	W-ALJM RR BPR REINF(V47)
V41	76	87	CRAMPS MODIFICATIONS(EXPORT)	W-V41(EXPORT)
V43	76	87	STRIP FR & RR BPR IMPACT (BLACK)	W-BLCK IMPACT STRIP(V43)
V43	76	87	STRIP FR & RR BPR IMPACT (COLORFUL)	W-CHA IMPACT STRIP(V43)
V41	76	87	BUMPER FR CHR	W-CHR BPR(V41)
V45	76	87	BUMPER FR COLOR	W-CHR BPR STRIP(V45)
V46	76	87	BUMPER FR STEP	W-STEP BPR(V46)
V46	76	87	BUMPER FR & RR RUB PROTECTED, W. GLARCS	W-V46
V43	76	88	STRIP FR BPR IMPACT	W-IMPACT STRIP(V43)
V45	76	87	STRIP RR BPR IMPACT	W-IMPACT STRIP(V45)
V47	76	91	REINFORCEMENT FR BPR	W-FRT BPR REINF(V47)
V44	76	91	REINFORCEMENT RR BPR(CAITE & FIDICIA)	W-RR BPR REINF(V44)
V49	76	91	GLARD FR BPR	W-GLARD(V49)
V44	86	87	MUD FLAPS RR OF RR W/S	W-MUD FLAPS(V44)
V46	82	87	BUMPER BLACK	W-BLCK BPR(V46)
V47	84	87	BUMPER CUSTOM	W-CUST BPR(V47)
V40	76	91	RADIO AM-FM STEREO & TAPE W-O EJECT	W-STEREO(V40)

GM PRODUCTION OPTIONS

RPO	FY	LY	DIVISIONAL RPO DESCRIPTION	W000M RPO DESCRIPTION
V01	82	87	HOISTING LICENSE PLATE EXPORT	W001:EXPORT
V02	82	87	ROCKET LIC PLT RR	W002:LIC PLT RR(V01)
V03	82	85	BRACKET A LAMP RR LIC PLT	W003:LIC PLT BRAT & L.P.(V01)
V09	76	87	CALIFORNIA EMISSION COMPLIANCE INFORMATION	W004:CALIF.V09
V01	76	83	PLATE FRG LIC WT PKG DELETE	W005:FRG PLT WT PKG
V03	76	88	HOISTING FRG LIC PLT	W006:FRG LIC WT V03
V04	84	87	PLATE FRG MTG LIC EXPORT	W007:EXPORT
V05	85	87	PLATE FRG MTG LIC EXPORT	W008:EXPORT
V06	85	87	PLATE FRG MTG LIC EXPORT	W009:EXPORT
V01	76	81	CALIF. MODIFICATIONS	W010:CALIF
V02	76	81	GEORGIA MODIFICATIONS	W011:GA
V03	76	81	FLORIDA MODIFICATIONS	W012:FLA
V01	82	87	SPOILER LWR FRG	W013:SPR(V01)
V02	82	83	NOISE LEVEL CONTROL	W014:NR
V02	76	87	HITCH TRAILER/DEAD WT	W015:HITCH(V02)
V04	76	89	HITCH TRAILER WT DISTRIBUTING PLTF	W016:HITCH(V04)
V05	76	81	BALL TRAILER HITCH 12' 8"	W017:BALL(V05)
V06	76	81	BALL TRAILER HITCH 12'	W018:BALL(V06)
V01	85	86	STRIP FRG & RR SPR (IMP/CUSTOM)	W019:STR(V01)
V02	76	87	BUMPER W/IMPACT STR FRG PAINTED(DLX)	W020:FRG IMP(V02)
V04	76	84	BUMPER W/IMPACT STR RR PAINTED(DLX)	W021:RR IMP(V04)
V05	85	87	BUMPER COLOR KEYED	W022:SPR(V05)
V07	82	88	UNREGULATED COUNTRIES MODIFICATIONS	W023:EXPORT
V09	84	87	FLASK-LITE MTG	W024:EXPORT
V04	86	85	CONTAINER STORAGE	W025:CONTAINER(V04)
V05	87	87	AIR CONDITIONER P.O.E. INSTALLATION	W026:AC(V05)
V06	87	87	AIR CONDITIONER P.O.E. INSTALLATION	W027:AC(V06)
V07	86	87	4NOB TRMS COMT LEVER SIMULATED LEATHER	W028:LEA SHFT (NOB)(V07)
V05	86	87	MESSAGE REMINDER	W029:REMR(V05)
V01	76	88	RADIATOR H/D	W030:R/D(V01)
V02	76	88	RADIATOR H/D W/H D TRMS OIL COOLER	W031:R/D(V02)
V03	82	87	RADIATOR EXTRA CAPACITY COOLING	W032:R/D(V03)
V05	76	87	COOLING H/D	W033:R/D(V05)
V08	76	87	RADIATOR H/D COOLING	W034:R/D(V08)
V0F	87	87	PAINT SPECIAL METALLO	W035:PAINT(V0F)
V0H	76	81	PAINT TWO TONE	W036:TONE(V0H)
V10	82	83	COLD CLIMATE PKG	W037:COLD CLIMATE(V10)
V13	82	86	COLD CLIMATE PKG(DELETE)	W038:COLD CLIMATE
V22	76	83	GRILLE RAD/CHRI	W039:GRIL(V22)
V08	76	87	GUARD FRG SPR:PAINTED	W040:FRG GUARDS(V08)
V0J	85	85	COMPARTMENT CONSOLE	W041:CONSOLE(V0J)
V03	76	87	GUARD FRG & RR SPR	W042:GUARDS(V03)
V01	76	88	GUARD FRG SPR/CHRI	W043:FRG GUARDS(V01)
V02	76	87	GUARD RR SPR	W044:RR GUARDS(V02)
V05	82	87	BUMPER RR W/RECESSED LIGHTS	W045:RR BPR(V05)
V06	84	85	GUARDS FRG & RR BPR(DELETE)	W046:RR BPR(V06)
V07	76	87	BUMPER FRG & RR(CHR)	W047:FRG BPR(V07)
V08	76	81	BUMPER RR PAINTED	W048:RR BPR(V08)
V09	84	86	CONTROL I/O INTERNATIONAL SYMBOLS	W049:CAPORT
V08	85	86	HEADLAMP SYSTEM COMPOSITE	W050:FL(V08)
V0F	85	87	BROUGHAM FLEETWOOD	W051:BROUGHAM(V0F)
V0F	85	87	COACHEUTLDER OPTION	W052:COACH(V0F)
V0J	85	85	TRIM (INT) 2ND DES B21(SEE OPTION LABEL)	W053:2ND DES(V0J)
V01	85	85	TRIM (INT) 1ST DES B21	W054:1ST DES(V01)
V0H	85	87	SUSPENSION SYSTEM GAS CHARGED	W055:GAS SUSP(V0H)
V09	85	87	SECURITY OPTION	W056:SECUR(V09)
V05	76	81	DELEGANCE	W057:DELEGANCE(V05)
V05	81	87	BROUGHAM DELEGANCE	W058:BROUGHAM DELEGANCE(V05)
V07	76	84	DELEGANCE	W059:DELEGANCE(V07)
V0U	81	85	ELDO-RADO SEVILLE COMMEMORATIVE EDITION	W060:COMMEMORATIVE EDITION(V0U)
V0W	76	84	DISC W/L TURBINE	W061:DISC(V0W)
V0X	86	87	TOURING PACKAGE	W062:TOURING PKG(V0X)
V02	85	85	WOLVING WIDE PKG	W063:WLDG(V02)
V02	76	87	BUMPER RR STEP(CHR)	W064:CHR STEP BPR(V02)
V03	76	88	BUMPER RR STEP PAINTED	W065:RR STEP BPR(V03)
V06	76	87	BUMPER FRG CHR	W066:FRG CHR BPR(V06)
V05	82	87	FRAME RR LIC PLT	W067:RR LIC PLT FRM(V05)
V01	82	87	FRAME FRG & RR LIC PLT	W068:RR LIC PLT FRM(V01)
V04	76	87	CARRIER RR FRG & LUG	W069:RR LUG CARR(V04)
V05	76	87	CARRIER RR LUG	W070:RR LUG CARR(V05)
V06	85	87	CARRIER DECK LIO LUG (PAINTED)	W071:RR LUG CARR(V06)
V0H	76	87	CARRIER DECK LIO LUG	W072:RR LUG CARR(V0H)
V02	76	81	JACK AUTO	W073:JACK(V02)

GM PRODUCTION OPTIONS

RPO	FY	LY	DIVISIONAL RPO DESCRIPTION	ADDOM RPO DESCRIPTION
V65	76	81	CUMPER LT DUTY	W/L DUTY BPHIV65
V69	82	85	TRAILER PROVISIONS	W/TRLR(V69)
V70	82	87	HOCKS TOWING(EXPRT)	W/VTD:EXPORT
V76	76	88	HOCK FRT TOW	W/FRT TOW HXW(V76)
V78	82	88	PLATE LESS CERTIFICATE OF COMPL TANCE	W/VTE:EXPORT
V81	76	87	TRAILER PROVISIONS	W/TRLR(V81)
V82	76	87	TRAILER PROVISIONS CLASS 2 2000-7500	W/TRLR(V82)
V83	76	87	TRAILER PROVISIONS CLASS 3 3500-5000	W/TRLR(V83)
V92	87	87	TRAILER PROVISIONS	W/TRLR(V92)
WA1	85	86	LIMITED PKG.SOMERSET REGAL	W/SOMERSET(WA1)
WA3	76	81	SEAT ADJ 6-WAY DRIVER & PASS	W/6-WAY(WA3)
WA5	76	81	SPEAKER DUAL FR & RR	W/DUAL SPKR(WA5)
WA8	85	87	VINYL TOP(DELETE)	(EXC VINL TOP)
WA9	84	85	GOLDEN HAWK PKG	W/GOLDEN HAWK(WA9)
WB2	76	81	PROMOTIONAL PACKAGE	W/MCHDAY HIGH SPL(WB2)
WB4	85	87	WOODGRAIN APPLIQUE(DELETE)	(EXC WGRN AP.G)
WB5	76	87	ELECTRA ESTATE WAGON	W/ELECTRA ESTATE WAGON(WB5)
WB7	76	81	TOP LAMONA FORMAL WDO GROUP	W/RR VINL(WB7)
WB9	76	81	PALM BEACH OPTION	W/PALM BEACH(WB9)
WB9	85	85	1985 ENGINE CHANGES(SEE OPTION LABEL)	W/20 BOLT OIL PAN
WB9	85	85	1985 ENGINE CHANGES(SEE OPTION LABEL)	W/B9 A14 BOLT OIL PAN
WC3	76	87	MOLDING HXW-RR QTR & AHL OPG	W/WC3
WC6	83	83	COMMENSURATIVE RIVERIN "XX"	W/XX(WC6)
WC8	86	86	T-TYPE REGAL SOMERSET	W/T-TYPE(WC8)
WC8	83	87	SK-HAWK T-TYPE	W/SK-HAWK T-TYPE(WC8)
WE2	86	87	GRAND NATIONAL	W/GRAND NATIONAL(WE2)
WE7	84	87	CALIFORNIA SPECIAL COUPE	W/CALIF AE7
WE8	83	85	CENTURY T-TYPE	W/CENTURY T-TYPE(WE8)
WE9	86	86	CALIFORNIA SPECIAL SOMERSET/SKYLARK	W/CALIF SPL(WE9)
WF4	85	85	IMPROVED DRIVEABILITY SYS(SEE OPTION LABEL)	W/AF4
WF5	76	81	TRIM CUSTOM	W/CUST TR(WF5)
WF6	76	87	MOLDING GROUP	W/AF6
WH1	84	87	REGAL DESIGNER PACKAGE	W/REGAL DESIGNER PKG(WH1)
WH2	76	81	SKYLARK FREE SPIRIT DESIGN II	W/FREE SPIRIT(WH2)
WH6	76	81	HIGHT HAWK DECOR PKG	W/HIGHT HAWK(WH6)
WH6	84	85	CARRIER LUGGAGE RR COMPT LID(GOLD)	W/LUG CARR(WH6)
WL1	85	85	TRIM INTR LEATHER & SHEEPSKIN	W/LEA & SHEEPSKIN TR(WL1)
WL2	86	86	'ES' SEDAN PACKAGE	W/ES PKG(WL2)
WL3	85	85	OUTLASS SUPRIVE SPECIAL EDITION	W/OUTLASS SPL EDITION(WL3)
WL4	82	86	FIREAZA COUPE SPECIAL EDITION	W/FIREAZA COUPE SPL EDITION(WL4)
WL5	84	86	CIERA COUPE SPECIAL EDITION	W/CIERA COUPE SPL EDITION(WL5)
WL7	84	87	TRIM INTR LEATHER	W/LEA TRIM(WL7)
WL8	76	81	STARFIRE SX PKG	W/S X(WL8)
WL8	84	85	APPEARANCE PACKAGE TORONADO SPECIALTY CAR	W/TORONADO APPEAR PKG(WL8)
WL9	86	87	SPORT PACKAGE CALAIS GT	W/SPORT PKG(WL9)
WK1	86	87	APPEARANCE PKG 99 SPECIALTY CAR	W/APPEAR PKG(WK1)
WK2	76	85	DELTA ROYALE BROUGHAM	W/DELTA ROYALE BROUGHAM(WK2)
WK3	84	85	DELTA ROYALE BROUGHAM "LS"	W/DELTA ROYALE BROUGHAM LS(WK3)
WK4	86	85	DELTA 88 HOLIDAY S C PACKAGE	W/HOLIDAY PKG(WK4)
WK5	85	85	CALAIS SPECIAL EDITION	W/SPL ED(WK5)
WK6	85	85	EXTERNAL EGR	W/EK1 EGR(WK6)
WK9	82	84	REGENCY BROUGHAM SEDAN	W/REGENCY BROUGHAM SEDAN(WK9)
WL1	86	86	TORONADO 20TH ANNIV APPEARANCE PKG	W/20TH ANNIV PKG(WL1)
WL2	85	85	WANTED EXHAUST(CAST IRON)	W/WL2
WL3	87	87	SPORT COUPE PKG	W/SPORT COUPE(WL3)
WL9	85	85	CALAIS SPECIALTY CAR	W/LALAIS(WL9)
WM1	84	85	VERMANTING FLEET PKG	W/FLEET PKG(WM1)
WM3	86	87	APPEARANCE PACKAGE CALAIS SPORT	W/SPORT PKG(WM3)
WM4	86	86	APPEARANCE PKG FIRENZA SPORT	W/SPORT PKG(WM4)
WS4	76	87	TRANS AM OPTION	W/TRANS AM(WM4)
WS6	76	87	PERFORMANCE PACKAGE SPECIAL	W/SPL PERF PKG(WS6)
WS7	76	85	HANDLING PACKAGE SPECIAL	W/SPL HDL PKG(WS7)
WS9	76	87	PHOENIX APPEARANCE PKG	W/PHOENIX(WS9)
WS9	82	85	LEADER FLEET FIRM	W/WS9
AU2	76	87	GT OPTION	W/GT(WU2)
AU2	84	85	GT OPTION	W/GT(WU2)
AU7	76	87	SEAT THIRD CUSTOM	W/WJ7
AU9	76	87	MOLDING WINDOW REVEAL	W/WDO RVL W.DG(AU9)
AY3	86	87	KIT 900F CARRIER SKI RACK	W/SKI RACK(WY3)
AY4	86	87	KIT 900F CARRIER BICYCLE PACK	W/BIKE RACK(WY4)
AY5	86	87	KIT 900F CARRIER WINDSURFER RACK	W/WINDSURFER RACK(WY5)
AY6	76	87	GRAPHICS PKG(GOLD)	W/WY6

GM PRODUCTION OPTIONS

RPO	FY	LY	DIVISIONAL RPO DESCRIPTION	WDDGM RPO DESCRIPTION
WV7	75	81	GRAPHICS PKG(CHARCOAL)	W-WV7
WV8	75	81	GRAPHICS PKG(SLLEI)	W-WV8
WV9	75	81	GRAPHICS PKG(RED)	W-WV9
WV9	85	86	VALUE LEADER	W-WV9
WA1	75	81	LESS CONSOLE	W-XG CWS1
WA1	87	87	AERO P42 (WHITE)	W-AERD(AW1)
WA2	85	87	AERO P42 (SILVER MET)	W-AERD(AW2)
WA3	75	81	CAN AM OPTION	W-CAN AM3
WA3	87	87	AERO P42 (MED GRAY METALLIC)	W-AERD(AW3)
WA4	85	87	AERO P42 (BLACK)	W-AERD(AW4)
WA5	85	87	AERO P42 (LT CHESTNUT MET)	W-AERD(AW5)
WA6	87	87	AERO P42 (FLAME RED METALLIC)	W-AERD(AW6)
WA8	75	81	GAGE RALLY W/IF TACH & CLK	W-RALLY G4(WA8)
WA9	87	87	AERO P42 (BRIGHT RED)	W-AERD(AW9)
WA9	83	87	SPORT LEANAU OPTION	W-SPORT LEANAU(WA9)
WX1	85	87	PAINT, TWO-TONE(DELETE)	W-PAINT TWO-TONE PA1
WX2	85	87	APPOINTMENT GROUP LEATHER	W-LEA GRP(WX2)
WX3	75	81	PAV AIR SHAKER HOOD	W-AK3
WX3	85	87	DECAL TURBO GT	W-DECAL(WX3)
WX7	85	87	WIPING PROVISIONS	W-WX7
WX8	85	87	RETAINER HEADLAMPS(BLACK)	W-BLACK FULP RET(AW8)
WX9	85	86	HEADLAMP SYSTEM STE	W-HEADLAMP(WX9)
WY4	87	87	AERO PKGINIO GUSSET MET	W-AERO WY4
WY5	76	81	SUSPENSION,RADIAL TUNED	W-P T S(WY5)
WY5	82	84	SPECIAL HANDLING PACKAGE	W-SP. HCL PKG(WY5)
WY6	82	84	SPECIAL PERFORMANCE PACKAGE	W-SP. PERF PKG(WY6)
WQ2	76	81	APPLIQUE WOODGRAIN	W-WQ2PK(WQ2)
WQ3	82	84	REGAL LIMITED SEDAN OPTION	W-REGAL LIMITED SEDAN(WQ3)
WQ4	82	87	CENTURY LIMITED COUPE OPTION	W-CENTURY LIMITED COUPE(WQ4)
WQ5	82	87	REGAL LIMITED COUPE	W-REGAL LIMITED COUPE(WQ5)
WQF	76	81	TRIM CUSTOM	W-CUST TR(WQF)
WQF	84	87	CENTURY ESTATE WAGON	W-CENTURY ESTATE WAGON(WQF)
WQ7	76	81	CENTURY SPORT COUPE	W-SPORT COUPE(WQ7)
WQ6	76	81	TRIM CUST	W-CUST TR(WQ6)
WQ9	82	87	CENTURY LIMITED SEDAN OPTION	W-CENTURY LIMITED SEDAN(WQ9)
W10	76	87	PARK AVENUE OPTION	W-PARK AVE(W10)
W11	82	87	REGAL SPORT COUPE	W-REGAL SPORT COUPE W11
W11	83	87	REGAL T-TYPE	W-REGAL T-TYPE(W11)
W12	76	83	SKYHAWK PKG	W-SKYHAWK(W12)
W12	87	87	NINETY-EIGHT TOURING CAR	W-TOURING(W12)
W13	76	83	CENTURY TURBO COUPE	W-TURBO COUPE(W13)
W14	76	83	LEASERF SPORT COUPE	W-LEASERF SPORT COUPE(W14)
W15	76	81	TRIM CUSTOM	W-CUST TR(W15)
W15	85	86	REVERA LUXURY PKG	W-LUX PKG(W15)
W17	76	81	TRIM CHTR DLX	W-DLX TR(W17)
W17	87	87	LIMITED PACKAGE (SKYHAWK)	W-LIMITED PKG(W17)
W18	76	82	SPORT OPTION SKYHAWK	W-SPORT OPT(W18)
W18	83	84	SKYLARK T-TYPE	W-SKYLARK T-TYPE(W18)
W19	76	84	TRIM CUST	W-CUST TR(W19)
W21	76	81	TRIM CUST	W-CUST TR(W21)
W22	76	83	TRIM CUST	W-CUST TR(W22)
W24	76	81	TRIM CUST	W-CUST TR(W24)
W24	87	87	LETRA PKG	W-LETRA PKG(W24)
W29	76	81	442 APPEARANCE PKG	W-442 GRP(W29)
W30	76	81	FIFST/OLDS PKG	W-FIFST PKG(W30)
W40	82	84	FIFST/OLDS SPECIALITY CAR	W-FIFST PKG(W40)
W42	85	87	CUTLASS 442 PKG	W-442 PKG(W42)
W44	76	81	CONVERTIBLE TOP SIMULATED	W-CONVR RF APP(PAR)W44)
W45	82	84	EUROPEAN COUPE	W-EUROPEAN COUPE(W45)
W45	85	87	CUTLASS CIERA GT	W-GT(W45)
W47	84	85	FIRENZA '85	W-FIRENZA ES(W47)
W48	76	85	EUROPEAN STYLING	W-W48
W49	80	81	C A CLOSCO LOOP	W-W49
W49	86	87	CUTLASS CIERA GT SEDAN PKG	W-GT(W49)
W50	76	84	APPEARANCE GROUP SPECIAL	W-APPEAR GRP(W50)
W51	84	86	APPEARANCE OPTION BLACK EXTR	W-APPEAR OPT(W51)
W53	76	81	TWO-TONE SPECIAL APPEARANCE(GAP C)	W-W53
W55	82	85	EXHAUST SYSTEM LT MT	W-LT MT EXH(W55)
W55	82	83	EXHAUST SYSTEM STD	W-STD EXH(W55)
W60	76	81	ESPIRIT SPECIAL APPEARANCE	W-ESPIRIT(W60)
W62	75	81	LUXURY APPOINTMENT GROUP	W-LUX TR(W62)
W62	82	87	AERO PACKAGE	W-W62
W62	76	81	GAGE & CLOCK RALLY	W-RALLY G4(W62)

GM PRODUCTION OPTIONS

RPO	FY	LY	DIVISIONAL RPO DESCRIPTION	WDDGM RPO DESCRIPTION
W64	75	B1	SUNBELT WAGON SPL PARTS 3AP	W:SLNBIRD GRP(W64)
W65	75	B1	STEREO SPEK W WOOD FDS	W:W65(W65)
W66	84	B1	LOCK PKG SECURITY	W:LOCK PKG(W66)
W67	76	B1	FORMULA OPT GMP	W:FORMULA(W67)
W68	77	B1	FORMULA OPT	W:FORMULA(W68)
W69	76	B1	ESPIRIT LUXURY	W:ESPIRIT(W69)
W70	76	B1	ESPIRIT SPI APPEARANCE HD BIRD	W:ESPIRIT(W70)
W71	76	B1	SFF OPTION (SPECIAL EDITION)	W:SP. EDITION(W71)
W72	76	B1	LEMAN'S SPORT	W:LEMAN'S SPORT(W72)
W73	84	B1	SPORT PACKAGE TWO-TONE	W:SPORT PKG(W73)
W74	76	B1	SEAT CLUSTER	W:SEAT CL(W74)
W75	76	B1	PERFORMANCE PKG	W:PERF OPT(W75)
W76	76	B1	ESPIRIT SPECIAL APPEARANCE	W:ESPIRIT(W76)
W77	87	B1	ARABIAN PKG "A"	W:ARABIAN(W77)
W78	87	B1	ARABIAN PKG "B"	W:ARABIAN(W78)
W79	86	B1	EXPO 86 PKG	W:EXPO PKG(W79)
XJ4	82	B1	SPORT GROUP 55 LEVEL 110	W:SS(XJ4)
XJ5	82	B1	LUXURY GROUP 55 LEVEL 110	W:SS(XJ5)
XJ6	82	B1	W50 EQUIPMENT-W50 ZELAND(EXPORT)	W:XJ6(EXPORT)
XJ7	82	B1	NJE LOCKING MANUAL	W:MAN LK HLB(XJ7)
XJ8	82	B1	INCREASED LOAD CAPACITY	W:XJ8
XJ9	82	B1	NJE LOCKING AUTOMATIC	W:XJ9 LK HLB(XJ9)
YA1	75	B1	DECOR PKG LUVY TRUCK	W:DECOR PKG(YA1)
YC1	75	B1	COMFORT & CONV PKG(MID-LEVEL)	W:DECOR PKG(YC1)
YC2	82	B1	OURANGE EQUIPMENT(MID-LEVEL)	W:YC2
YC3	75	B1	COMFORT & CONV PKG(LUXURY)	W:DECOR PKG(YC3)
YC4	82	B1	LUXURY EQUIPMENT(LUXURY)	W:YC4
YC5	76	B1	COMFORT & CONV PKG(PERSONAL LUXURY)	W:DECOR PKG(YC5)
YC6	82	B1	SPORT EQUIPMENT(PERSONAL LUXURY)	W:YC6
YC7	85	B1	DECOR PKG COMFORT & CONV(MID-LEVEL)	W:YC7
YC8	75	B1	WOODGRAIN CUSTOM ESTATE	W:WOODGRAIN(YC8)
YC9	85	B1	DECOR PKG COMFORT & CONV(LUXURY)	W:YC9
YD1	87	B1	DECOR PKG COMFORT & CONV(PERSONAL LUXURY)	W:YD1
YD2	82	B1	TRAILER PKG H D	W:YD2
YD3	76	B1	INTERIOR & EXTERIOR DELUXE	W:YD3
YD4	76	B1	SPORT PKG GMC 150	W:YD4
YD5	76	B1	SILVERADO/SILVERADO CLASSIC	W:YD5
YD6	76	B1	SPORT PACKAGE	W:YD6
YD7	76	B1	WOODING BODY SE LPR & LMR WHL DRG(PAINTED)	W:YD7
YD8	76	B1	WOODGRAIN INSERT & NAMEPLATE	W:WOODGRAIN(YD8)
YD9	87	B1	WOODING BODY SE A WHL DRG(PAINTED)	W:YD9
YD10	87	B1	WOODING BODY SE A WHL DRG(PAINTED)	W:YD10
YD11	87	B1	WOODING BODY SE A WHL DRG(PAINTED)	W:YD11
YD12	87	B1	WOODING BODY SE A WHL DRG(PAINTED)	W:YD12
YD13	87	B1	WOODING BODY SE A WHL DRG(PAINTED)	W:YD13
YD14	87	B1	WOODING BODY SE A WHL DRG(PAINTED)	W:YD14
YD15	87	B1	WOODING BODY SE A WHL DRG(PAINTED)	W:YD15
YD16	87	B1	WOODING BODY SE A WHL DRG(PAINTED)	W:YD16
YD17	87	B1	WOODING BODY SE A WHL DRG(PAINTED)	W:YD17
YD18	87	B1	WOODING BODY SE A WHL DRG(PAINTED)	W:YD18
YD19	87	B1	WOODING BODY SE A WHL DRG(PAINTED)	W:YD19
YD20	87	B1	WOODING BODY SE A WHL DRG(PAINTED)	W:YD20
YD21	87	B1	WOODING BODY SE A WHL DRG(PAINTED)	W:YD21
YD22	87	B1	WOODING BODY SE A WHL DRG(PAINTED)	W:YD22
YD23	87	B1	WOODING BODY SE A WHL DRG(PAINTED)	W:YD23
YD24	87	B1	WOODING BODY SE A WHL DRG(PAINTED)	W:YD24
YD25	87	B1	WOODING BODY SE A WHL DRG(PAINTED)	W:YD25
YD26	87	B1	WOODING BODY SE A WHL DRG(PAINTED)	W:YD26
YD27	87	B1	WOODING BODY SE A WHL DRG(PAINTED)	W:YD27
YD28	87	B1	WOODING BODY SE A WHL DRG(PAINTED)	W:YD28
YD29	87	B1	WOODING BODY SE A WHL DRG(PAINTED)	W:YD29
YD30	87	B1	WOODING BODY SE A WHL DRG(PAINTED)	W:YD30
YD31	87	B1	WOODING BODY SE A WHL DRG(PAINTED)	W:YD31
YD32	87	B1	WOODING BODY SE A WHL DRG(PAINTED)	W:YD32
YD33	87	B1	WOODING BODY SE A WHL DRG(PAINTED)	W:YD33
YD34	87	B1	WOODING BODY SE A WHL DRG(PAINTED)	W:YD34
YD35	87	B1	WOODING BODY SE A WHL DRG(PAINTED)	W:YD35
YD36	87	B1	WOODING BODY SE A WHL DRG(PAINTED)	W:YD36
YD37	87	B1	WOODING BODY SE A WHL DRG(PAINTED)	W:YD37
YD38	87	B1	WOODING BODY SE A WHL DRG(PAINTED)	W:YD38
YD39	87	B1	WOODING BODY SE A WHL DRG(PAINTED)	W:YD39
YD40	87	B1	WOODING BODY SE A WHL DRG(PAINTED)	W:YD40
YD41	87	B1	WOODING BODY SE A WHL DRG(PAINTED)	W:YD41
YD42	87	B1	WOODING BODY SE A WHL DRG(PAINTED)	W:YD42
YD43	87	B1	WOODING BODY SE A WHL DRG(PAINTED)	W:YD43
YD44	87	B1	WOODING BODY SE A WHL DRG(PAINTED)	W:YD44
YD45	87	B1	WOODING BODY SE A WHL DRG(PAINTED)	W:YD45
YD46	87	B1	WOODING BODY SE A WHL DRG(PAINTED)	W:YD46
YD47	87	B1	WOODING BODY SE A WHL DRG(PAINTED)	W:YD47
YD48	87	B1	WOODING BODY SE A WHL DRG(PAINTED)	W:YD48
YD49	87	B1	WOODING BODY SE A WHL DRG(PAINTED)	W:YD49
YD50	87	B1	WOODING BODY SE A WHL DRG(PAINTED)	W:YD50
YD51	87	B1	WOODING BODY SE A WHL DRG(PAINTED)	W:YD51
YD52	87	B1	WOODING BODY SE A WHL DRG(PAINTED)	W:YD52
YD53	87	B1	WOODING BODY SE A WHL DRG(PAINTED)	W:YD53
YD54	87	B1	WOODING BODY SE A WHL DRG(PAINTED)	W:YD54
YD55	87	B1	WOODING BODY SE A WHL DRG(PAINTED)	W:YD55
YD56	87	B1	WOODING BODY SE A WHL DRG(PAINTED)	W:YD56
YD57	87	B1	WOODING BODY SE A WHL DRG(PAINTED)	W:YD57
YD58	87	B1	WOODING BODY SE A WHL DRG(PAINTED)	W:YD58
YD59	87	B1	WOODING BODY SE A WHL DRG(PAINTED)	W:YD59
YD60	87	B1	WOODING BODY SE A WHL DRG(PAINTED)	W:YD60
YD61	87	B1	WOODING BODY SE A WHL DRG(PAINTED)	W:YD61
YD62	87	B1	WOODING BODY SE A WHL DRG(PAINTED)	W:YD62
YD63	87	B1	WOODING BODY SE A WHL DRG(PAINTED)	W:YD63
YD64	87	B1	WOODING BODY SE A WHL DRG(PAINTED)	W:YD64
YD65	87	B1	WOODING BODY SE A WHL DRG(PAINTED)	W:YD65
YD66	87	B1	WOODING BODY SE A WHL DRG(PAINTED)	W:YD66
YD67	87	B1	WOODING BODY SE A WHL DRG(PAINTED)	W:YD67
YD68	87	B1	WOODING BODY SE A WHL DRG(PAINTED)	W:YD68
YD69	87	B1	WOODING BODY SE A WHL DRG(PAINTED)	W:YD69
YD70	87	B1	WOODING BODY SE A WHL DRG(PAINTED)	W:YD70
YD71	87	B1	WOODING BODY SE A WHL DRG(PAINTED)	W:YD71
YD72	87	B1	WOODING BODY SE A WHL DRG(PAINTED)	W:YD72
YD73	87	B1	WOODING BODY SE A WHL DRG(PAINTED)	W:YD73
YD74	87	B1	WOODING BODY SE A WHL DRG(PAINTED)	W:YD74
YD75	87	B1	WOODING BODY SE A WHL DRG(PAINTED)	W:YD75
YD76	87	B1	WOODING BODY SE A WHL DRG(PAINTED)	W:YD76
YD77	87	B1	WOODING BODY SE A WHL DRG(PAINTED)	W:YD77
YD78	87	B1	WOODING BODY SE A WHL DRG(PAINTED)	W:YD78
YD79	87	B1	WOODING BODY SE A WHL DRG(PAINTED)	W:YD79
YD80	87	B1	WOODING BODY SE A WHL DRG(PAINTED)	W:YD80
YD81	87	B1	WOODING BODY SE A WHL DRG(PAINTED)	W:YD81
YD82	87	B1	WOODING BODY SE A WHL DRG(PAINTED)	W:YD82
YD83	87	B1	WOODING BODY SE A WHL DRG(PAINTED)	W:YD83
YD84	87	B1	WOODING BODY SE A WHL DRG(PAINTED)	W:YD84
YD85	87	B1	WOODING BODY SE A WHL DRG(PAINTED)	W:YD85
YD86	87	B1	WOODING BODY SE A WHL DRG(PAINTED)	W:YD86
YD87	87	B1	WOODING BODY SE A WHL DRG(PAINTED)	W:YD87
YD88	87	B1	WOODING BODY SE A WHL DRG(PAINTED)	W:YD88
YD89	87	B1	WOODING BODY SE A WHL DRG(PAINTED)	W:YD89
YD90	87	B1	WOODING BODY SE A WHL DRG(PAINTED)	W:YD90
YD91	87	B1	WOODING BODY SE A WHL DRG(PAINTED)	W:YD91
YD92	87	B1	WOODING BODY SE A WHL DRG(PAINTED)	W:YD92
YD93	87	B1	WOODING BODY SE A WHL DRG(PAINTED)	W:YD93
YD94	87	B1	WOODING BODY SE A WHL DRG(PAINTED)	W:YD94
YD95	87	B1	WOODING BODY SE A WHL DRG(PAINTED)	W:YD95
YD96	87	B1	WOODING BODY SE A WHL DRG(PAINTED)	W:YD96
YD97	87	B1	WOODING BODY SE A WHL DRG(PAINTED)	W:YD97
YD98	87	B1	WOODING BODY SE A WHL DRG(PAINTED)	W:YD98
YD99	87	B1	WOODING BODY SE A WHL DRG(PAINTED)	W:YD99
YD100	87	B1	WOODING BODY SE A WHL DRG(PAINTED)	W:YD100

GM PRODUCTION OPTIONS

RPO	FY	LY	DIVISIONAL RPO DESCRIPTION	WDOGM RPO DESCRIPTION
Y51	76	07	SEAT RR CUST	W-CUST ST(Y51)
Y52	76	07	SEAT RR DLA	W-DLN ST(Y52)
Y53	82	06	SEAT RR LUX	W-LUX ST(Y53)
Y71	76	07	BUILD-UP CUST DR AND QTR	W-CJS* DR AND QTR(Y71)
Y72	76	07	BUILD-UP CUST DR AND QTR(DLK)	W-CJS* DR AND QTR(Y72)
Y73	82	03	BUILD-UP LUX DR AND QTR	W-LUX DR AND QTR(Y73)
Y76	76	08	TRIM SPL INT BUILD-UP	W-Y76
Y77	82	03	REMINDER GROUP	W-Y77
Y02	76	01	SEAT ASM,FRONT CUST	W-CUST S*(Y02)
Y03	76	01	SEAT ASM RR CUST	W-CUST S*(Y03)
Y06	82	05	PANEL COMB KICK(CARPETED)	W-CPT COMBLY06
Y07	76	05	MOLDING,ST WOOD RVL,PAINTED	W-FR ST WOOD RVL(Y07)
Y10	76	01	BUILD-UP,CUST DR & QTR	W-CUST DR & QTR(Y10)
Y11	76	01	SEAT ASM,SPL FRNT	W-SPL DES S*(Y11)
Y12	76	01	SEAT ASM,SPL RR	W-SPL DES S*(Y12)
Y13	76	01	TRIM SPL DR	W-SPL DES TR(Y13)
Y19	76	01	MOLDING,BODY SJ LAR	W-BODY SJ LMR(Y19)
Y40	76	01	COOLING,HEAVY DUTY	W-H D CLG(Y40)
Y40	87	07	LESABRE T-TYPE	W-T-TYPE(Y40)
Y41	86	07	CENTURY GRAND SPORT PKG	W-GRAND SPORT(Y41)
Y43	76	01	ROAD HAWK PKG	W-ROAD HAWK(Y43)
Y43	86	06	LESABRE SESQUICENTENNIAL TEXAS PROMOTION	W-TEXAS SESQ(Y43)
Y44	82	04	REGAL SPORT COUPE DECOR OPTION	W-REGAL SPORT COUPE(Y44)
Y45	76	01	REGAL SR PKG	W-REGAL SR(Y45)
Y46	84	07	ELECTRA T-TYPE	W-ELECTRA T-TYPE(Y46)
Y49	76	01	DESIGNER CONCEPT CAR SCHWERTZ II	W-SCHWERTZ(Y49)
Y5A	84	07	BODY MILITARY 5750 COMM SHIFTER (TYPE E)	W-Y5A
Y5B	84	07	BODY MILITARY AMBULANCE (TYPE C)	W-Y5B
Y5C	84	07	BODY MILITARY TRP & CARGO CARRIER (TYPE B)	W-Y5C
Y5D	84	07	BODY AMBULANCE (COMPLETE PKG)	W-Y5D
Y5E	84	04	GENERATOR CVAL 1000 86 AMP	W-86 AMP(Y5E)
Y5F	84	07	GENERATOR CVAL 1000 100 AMP	W-100 AMP(Y5F)
Y5G	84	07	GENERATOR CVAL 1000 200 AMP	W-200 AMP(Y5G)
Y5P	95	05	COAST GUARD VEHICLE IDENTIFICATION	W-Y5P
Y5L	94	07	PAULO PROVISION SPECIAL MILITARY	W-Y5L
Y5K	95	05	FOREIGN MILITARY VEHICLE IDENTIFICATION	W-Y5K
Y5P	94	07	MILITARY TROOP SEATS PKG	W-Y5P
Y5R	94	07	CAB/CHASSIS MILITARY (TYPE D)	W-Y5R
Y5S	96	07	ARMY VEHICLE IDENTIFICATION	W-Y5S
Y5T	96	07	NAVY VEHICLE IDENTIFICATION	W-Y5T
Y5L	96	07	MARINE VEHICLE IDENTIFICATION	W-Y5L
Y5V	86	07	AIRFORCE VEHICLE IDENTIFICATION	W-Y5V
Y5C	82	07	REVIEWER SPORTY T-TYPE	W-REVIEWER T-TYPE(Y5C)
Y51	84	04	MILLER HIGH LIFE SPECIAL CAR	W-MILLER HIGH LIFE(Y51)
Y52	82	03	REGAL DECOR OPTION	W-REGAL DECOR(Y52)
Y53	85	05	REVIEWER C R T SPECIALTY CAR	W-REVIEWER C R T(Y53)
Y55	76	01	REMINDER PKG GROUP	W-Y55
Y56	86	07	ELECTRA-LESABRE PERFORMANCE PACKAGE	W-PERF PKG(Y56)
Y57	82	07	LAMP AND INDICATOR GROUP	W-Y57
Y59	76	01	V6 ECONOMY PKG	W-FUEL ECON EQUIP(Y59)
Y59	84	04	SCHWERTZ REGAL	W-SCHWERTZ REGAL(Y59)
Y64	84	07	WINTERIZATION KIT (NO 1)	W-WINTERIZATION KIT #1
Y69	84	07	WINTERIZATION KIT (NO 2)	W-WINTERIZATION KIT #2
Y6C	84	07	WINTERIZATION KIT (NO 3)	W-WINTERIZATION KIT #3
Y6D	84	07	WINTERIZATION KIT (NO 4)	W-WINTERIZATION KIT #4
Y61	76	01	OMEGA JS	W-O.S.(Y61)
Y61	86	05	ORNAMENTATION,PIREZZA GT EXCLUSIVE	W-GT ORNA(Y61)
Y62	84	07	GOLD ANGL. PAINT	W-GOLD MHL PA(Y62)
Y64	76	01	STARFIRE GT PKG	W-GT(Y64)
Y64	85	07	ORNAMENTATION 442 PKG	W-442 ORNA(Y64)
Y65	76	01	PIREZZA PKG	W-Y65
Y65	95	07	BLACK MHL PAINT	W-BLACK MHL PA(Y65)
Y66	76	01	OMEGA SA P4S	W-SA(Y66)
Y67	76	01	REMINDER PKG	W-FLUID LVL IND(Y67)
Y67	82	07	REMINDER GROUP	W-Y67
Y68	76	01	CUSTOM APPEARANCE PKG	W-APPEAR PKG(Y68)
Y68	85	05	ORNAMENTATION CALLES SPECIALTY CAR	W-Y68
Y69	76	01	ECONOMY PACKAGE DIESEL 350 DIESEL	W-DIESEL ECON PKG(Y69)
Y70	76	01	STRIPE BODY SJ UECAL	W-AUNI STRIPE(Y70)
Y71	76	05	PAINT LWR BODY SCHEME	W-Y71
Y72	76	01	RALLER TOWING COOLING & GEN PKG	W-H D CLG(Y72)
Y73	86	07	ORNAMENTATION CALLES SPORT APPEARANCE PKG	W-SPORT ORNA(Y73)
Y74	82	07	MOLDING,RRR RAL AND MHL OPG	W-Y74

GM PRODUCTION OPTIONS

RPO	FY	LY	DIVISIONAL RPO DESCRIPTION	WDDGM RPO DESCRIPTION
Y75	35	81	COMFORT GROUP (NTR	W75INT COMFORT(Y75)
Y76	36	77	MARKETING OFF-WHITE VNL. 10% SPORT WNL & WNL	W76Y76
Y76	39	79	SPORT PAINT PKG	W76Y76
Y76	82	83	REINFORCED GROUP	W76Y76
Y76	86	85	HEADLAMP SEATED BRAH	W76Y76Y76
Y77	76	81	ECONOMY PKG (TRNSF. 12% CENEL)	W76Y76ECON PKG(Y77)
Y77	86	81	REQUIREMENTS FAT END/FINISHED RAFFLE	W76Y77
Y78	76	77	CUTLASS SALON OPTION	W76Y78
Y78	78	78	CUTLASS CALAIS OPTION	W76Y78
Y78	78	71	85 HOLIDAY COUPE	W76Y78
Y78	78	71	SPORT OMEGA PKG	W76Y78SPORT PKG(Y78)
Y78	82	85	CUTLASS CALAIS	W76Y78CUTLASS CALAIS(Y78)
Y78	86	87	CUTLASS SALON PKG	W76Y78CUTLASS SALON(Y78)
Y79	81	81	CUTLASS BROOKHAM CRUISER	W76Y78CUTLASS BROOKHAM(Y79)
Y80	76	81	INTERIOR CUST	W76Y78INT CUST(Y80)
Y80	87	87	SE PACKAGE	W76Y78SE(Y80)
Y81	82	83	CONVERTIBLE CONVERSION PACKAGE	W76Y78CONV(Y81)
Y82	82	84	LIMITED EDITION OPTION	W76Y78LIMITED(Y82)
Y83	76	81	APPOINTMENTS OPTION(LJ LUXURY	W76Y78LJ(Y83)
Y83	82	83	GRAND PRX LJ OPTION	W76Y78GRAND PRX LJ(Y83)
Y84	76	85	TRANS AM SPL EDITION	W76Y78TRANS AM(Y84)
Y85	76	91	TRANS AM SPL EDITION	W76Y78
Y87	76	91	BROOKHAM OPTION	W76Y78BROOKHAM(Y87)
Y89	76	91	TRANS AM SPECIAL EDITION(GOLD)	W76Y78
Y89	23	91	TRANS AM SPECIAL EDITION(GOLD)	W76Y78
Y89	76	91	TRANS AM SILVER ANNIVERSARY	W76Y78
Y89	22	87	LANCAJ OPTION BROOKHAM	W76Y78LANCAJ BROOKHAM(Y89)
Y90	76	81	TRANS CUST	W76Y78INT CUST(Y90)
Y90	24	87	SPORT AND HANDLING PKG SPL	W76Y78SPORT AND HANDLING PKG(Y90)
Y91	82	87	SE OPTION LUX EDITION	W76Y78SE(Y91)
Y92	82	87	SE OPTION SPL EDITION	W76Y78SE(Y91)
Y93	86	87	GT OPTION	W76Y78GT(Y93)
Y94	82	82	J2000 S OPTION	W76Y78J2000(Y94)
Y95	82	81	HA,LYE OPTION	W76Y78HA,LYE(Y95)
Y96	76	81	FIRM RIDE OPTION	W76Y78FIRM RIDE(Y96)
Y97	76	83	SJ OPTION	W76Y78SJ(Y97)
Y97	84	84	SE OPTION	W76Y78SE(Y97)
Y97	86	86	2+2 OPTION	W76Y782+2(Y97)
Y98	82	87	RIDE CONTROL SYSTEM ELECTRONIC	W76Y78RIDE CONTROL(Y98)
Y99	76	87	HANDLING PACKAGE	W76Y78HANDLING(Y99)
251	92	85	STRIPE BODY SI LMP(CANADIAN)	W251CANADIAN
253	95	87	CAVED DECOR PKG	W253CANADIAN
254	95	87	ACADIAN DECOR EXT	W254CANADIAN
257	82	84	RESTRAINT ST GEL & SHLDR HARN(CANADIAN)	W257CANADIAN
259	82	85	STRIPE BODY SI LMP(CANADIAN)	W259CANADIAN
262	82	86	CAVALIER SPORTS PKG (CANADIAN)	W262CANADIAN
263	82	87	SPORT PACKAGE CANADIAN	W263CANADIAN
264	82	86	ACADIAN OPTION	W264CANADIAN
265	82	87	ACADIAN OPTION	W265CANADIAN
266	82	87	ACADIAN OPTION	W266CANADIAN
267	76	81	INTERIOR TWO-TONE CUSTOM	W267CANADIAN
268	76	81	EXTERIOR CUSTOM MOLDING	W268CANADIAN
269	76	81	MOLDING LAR EXTERIOR	W269CANADIAN
270	82	86	FUEL ECONOMY PKG	W270CANADIAN
271	76	87	WHEEL SPL. HUB CAP & TR RING	W271CANADIAN
272	76	81	LIGHTING GROUP AUXILIARY	W272CANADIAN
273	82	97	PACKAGE SPL (NTR)EXPORT	W273CANADIAN
274	76	91	INTERIOR LUXURY	W274CANADIAN
275	76	91	CARAVAN PKG	W275CANADIAN
276	76	97	TRIN CONVENTURE	W276CANADIAN
277	76	91	NOVADOLYPS	W277CANADIAN
278	76	91	BEAUVILLE TRIN RALLY STY	W278CANADIAN
279	76	91	TRAILERING PKG	W279CANADIAN
280	76	91	WHEEL RALLY (PAINTED BODY COLOR)	W280CANADIAN
281	85	87	SPORT PACKAGE	W281CANADIAN
282	82	86	OPERATING CONVENIENCE GROUP	W282CANADIAN
283	84	87	SPORT CHASSIS PKG	W283CANADIAN
284	87	87	TRIN WHANGLER PACKAGE "A"	W284CANADIAN
285	87	87	TRIN WHANGLER PACKAGE "B"	W285CANADIAN
286	84	87	FLORISSANT CELEBRITY	W286CANADIAN
287	76	81	EMISSIOM HEAVY DUTY ENH	W287CANADIAN
288	82	86	BASE BODY OF CHASSIS	W288CANADIAN
289	87	87	GLASS PACKAGE,LH SI SI PR DH & RR CP	W289CANADIAN

GM PRODUCTION OPTIONS

RPO	FY	LY	DIVISIONAL RPO DESCRIPTION	MODGM RPO DESCRIPTION
ZX5	82	85	APPEARANCE PKG.VALLE	W-235
ZX5	76	81	CHASSIS,HEAVY DUTY	W-236
ZY7	82	87	PAINT,LOWER ACCENT	W-237
ZY8	82	87	PAINT,MID ACCENT	W-238
ZC1	76	81	MONZA SPYDER	W-SPYDER-2011
ZC2	76	81	APPEARANCE PKG MONZA SPYDER	W-SPYDER APPEAR-2021
ZC2	87	87	TURBO PERFORMANCE PACKAGE	W-TURBO PERF-2022
ZC3	76	81	LANDAU EQUIPMENT	W-FRT VHL-2031
ZC3	87	87	LANDAU EQUIPMENT	W-LANDAU-2031
ZC4	76	81	MONTE CARLO CLASSIC	W-204
ZC5	76	83	APPEARANCE PKG 2-TONE & STRIPING	W-205
ZC5	82	87	COMFORT & CONVENIENCE PACKAGE	W-205
ZC6	76	87	INTERIOR,LUXURY	W-LUX INTR-2061
ZC7	76	85	TRUCK SPL EDOM	W-SPL EDOM-2071
ZC8	82	84	CONVERTIBLE EQUIPMENT PKG	W-CONVR PKG-2081
ZC9	86	87	SPORT COUPE "LS"	W-LS-2091
Z10	85	86	INTERIOR SPORT	W-SPORT INTR-2101
Z11	82	83	CADET OPTION	W-CADET-2111
Z12	76	85	APPEARANCE PACKAGE	W-212
Z13	82	87	ORNAMENTATION EXTR SPORT PKG	W-SPORT 2131
Z14	76	81	ENGINE PROCESSING NON INTEGRATED	W-NON-INTEGRAL HD-2141
Z14	82	83	TRIM INTR CUST	W-214
Z15	76	87	SPORT EQUIPMENT SP. SS PKG	W-SPR SS PKG-2151
Z16	76	81	SPORT DECOR(BLACK KNIGHT)	W-216
Z16	82	84	SPORT DECOR ROYAL KNIGHT	W-ROYAL KNIGHT-2161
Z17	85	87	MOLDING PKG.EXTRA	W-MOLD PKG-2171
Z18	82	85	SPORT DECOR	W-SPORT-2181
Z19	76	81	SPORT PKG SPECTRE	W-219
Z19	82	85	SPORT PKG.ILL	W-SPORT-2191
Z20	76	81	MONTE CARLO LIMITED EDITION	W-220
Z20	85	85	APPEARANCE PKG.SPL EXTRA DECOR	W-EXTR-2201
Z21	85	87	BERETTA GT PKG	W-GT-2211
Z22	82	82	SUPER FUEL ECONOMY MODEL	W-222
Z24	85	85	SPORT COUPE	W-SPORT COUPE-2241
Z25	76	81	LAGUNA TYPE 51	W-LAGUNA 51-2251
Z26	76	81	NOVA RALLY	W-RALLY-2261
Z28	87	87	PERFORMANCE PACKAGE SPECIAL	W-228
Z29	76	81	GT SPORT	W-GT-2291
Z29	76	81	SPYDER EQUIPMENT	W-SPYDER-2291
Z32	82	83	CANADIAN PARISIENNE PONTIAC	W-232(CAN PONT B)
Z33	82	83	CANADIAN PONTIAC PARISIENNE BURLINGHAM	W-233(CAN PONT B)
Z36	82	84	PACKAGE PONTIAC CONVERSION	W-236(CANADIAN)
Z41	85	87	EQUIPMENT PACKAGE	W-241(CANADIAN)
Z46	82	83	PJ-OPTION(CANADIAN)	W-246(CANADIAN)
Z46	84	87	COMPETITIVE EDGE PROGRAM	W-246(CANADIAN)
Z47	82	83	AC-OPTION(CANADIAN)	W-247(CANADIAN)
Z48	82	83	FX-OPTION(CANADIAN)	W-248(CANADIAN)
Z49	76	86	MANDATORY CANADIAN BASE EQUIP MODIFICATIONS	W-249(CANADIAN)
Z58	82	87	SEO OVERRIDE OF MVA FOR POLICE & TAXI	W-258
Z5J	84	86	SEO OVERRIDE OF RPO L25 LOGG COMPT LP	W-25J
Z5T	75	87	SEO OVERRIDE OF LM FOR POLICE & TAXI	W-25T
Z60	82	83	INDIANAPOLIS COMMERCIAL PKG	W-INDY PKG-2601
Z61	87	87	PERFORMANCE HANDLING PACKAGE	W-PERF HGLB PKG-2611
Z62	87	87	SPORT HANDLING PACKAGE	W-SPORT HGLB PKG-2621
Z63	76	88	GAGE,VOLTMETER,SEL PRESS & TWP	W-RALLY G-2631
Z64	76	81	INTERIOR DECOR,SILENT SCOUND GRP	W-INTR DECOR-2641
Z65	82	85	TOP REMOVABLE(1)LT SLATE-TEXTURED	W-265
Z66	82	85	TOP REMOVABLE(1)K BRONZE-TEXTURED	W-266
Z67	82	85	TOP REMOVABLE(1)K BLUE-TEXTURED	W-267
Z68	76	85	TOP REMOVABLE(1)WHITE-TEXTURED	W-268
Z69	76	85	TOP REMOVABLE(1)BLACK TEXTURED	W-269
Z6B	84	85	SEO OVERRIDE OF RPO LA2 H D GRADE	W-26B
Z6Z	86	88	FLOOR COVERING,FULL LENGTH	W-26Z
Z60	76	81	MONZA	W-MONZA-2601
Z60	82	85	TOP REMOVABLE(1)ALMOND-TEXTURED	W-260
Z61	76	81	CUSTOM GROUP	W-CUST GRP-2611
Z62	76	88	SCOTTSDALE SIERRA OPTION	W-SCOTTSDALE-SIERRA-2621
Z64	76	81	CUTWAY VAN	W-264
Z65	82	87	SPORT PACKAGE-MERCHANDISING OPTION	W-765
Z71	84	88	OFF ROAD CHASSIS PKG	W-OFF ROAD PKG-2711
Z72	82	87	TRAILERING PKG.LT DUTY	W-LT DUTY TRLR-2721
Z7J	76	87	TRIM INTR SPL	W-77J
Z79	76	87	SHOCKS FR- QJAD	W-FRT QJAD SHKS-2791

GM PRODUCTION OPTIONS

RPO	FY	LY	DIVISIONAL RPO DESCRIPTION	WODGM RPO DESCRIPTION
Z76	82	87	CHASSIS SPI COMMERCIAL	W-276
Z77	76	91	CHEVY SPORT OR GMF STREET COUPE	W-277
Z78	76	91	APPEARANCE PKG	W-278
Z80	82	87	TRIM EXT. SP.	W-280
Z81	82	88	CAMPER SP.	W-281
Z82	82	88	TRAILERING PKG SP.	W-TRLP PKG-282
Z83	82	83	CAMPER BIK PKG	W-283
Z84	76	91	CHEVYRNF HIGH SIERRA	W-284
Z85	76	81	SPORT PKG	W-PX:LY SPORT-285
Z87	76	91	FACT4 FLEXIBLE FR1 END	W-287
Z88	76	88	CONVERSION,GMT	W/GMC-288
Z90	85	86	DIESEL PACKAGE	W-290
Z94	76	81	CONVERTER 5-STEP CANADIAN OXIDIZING	W-294(EXPORT)
Z95	82	81	CONVERSION,CANADIAN PONTIAC	W-295(CANADIAN)
Z98	86	86	ORNAMENTATION EXPR JLN	W-298(CANADIAN)
JAL	87	87	COMPONENTS OF OLYMPIC EUROSPORT	W/DLVPCC EUROSPORT-298
JAM	87	87	COMPONENTS OF OLYMPIC 6000 LE	W/DLVPCC LE-299
J6K	87	87	COMPONENTS OF SE SPECIAL EDITION	W-SE-299
JBL	87	87	COMPETITION HANDLING PACKAGE	W-COMPETITION H.D.G PKG-299
JNV	87	87	COMPONENTS OF 1900 Z PERFORMANCE PKG(CHEV)	W/DRC-7 PKG-299
JNY	87	87	COMPONENTS OF WS4 TRANS AM OPTION(PONT)	W/TRANS AM-299
JLD	87	87	COMPONENTS OF 221 BERETTA GT PKG	W-GT-221
JLE	85	85	COMPONENTS OF 225 PERFORMANCE PKG	W-228
JLF	85	85	COMPONENTS OF 212 APPEARANCE PKG	W-212
JLG	85	85	COMPONENTS OF 2F2 CANADIAN PKG	A/CANADIAN-2F2
JLH	85	85	COMPONENTS OF 213 SPORTS PKG	W-SPORT-213
JLJ	86	86	COMPONENTS OF 'SS' PKG	A/SS-55 PKG-215
IPV	87	87	COMPONENTS OF 228 PERFORMANCE PACKAGE(CHEV)	A-228
IPY	87	87	COMPONENTS OF WS4 TRANS AM OPTION(PONT)	A TRANS AM-WS4
ISV	87	87	COMPONENTS SPECIAL VEHICLE(CHEV)	A-1(RAF)
ISY	87	87	COMPONENTS SPECIAL VEHICLE(PONT)	A/FORMULA-WS4

ABBREVIATIONS

-- A --					
ABS	ABSORBER	BKKT	BRACKET	CNCT	CONTACT
ABV	ABOVE	DDO	DRUID EOLING	CNTNR	CONTAINER
ACCEL	ACCELERATOR	DRK	DRAKE	CTUR	CONTOUR
ACNT	ACCENT	DRKR	DRAKER	CONT	CONTROL, LER, LEO
ACC	ACCESS	BTMR	BREATHED	CCP	CONTROLLED
ACSRV	ACCESSORY	DRIL	BRIGHT		CANISTER PURGE
ACCUM	ACCUMULATOR	DKT	BUCKET	CONV	CONVENTIONAL
ACTR	ACTUATOR, ING	BND	BULKHEAD	CONVR	CONVERTED
ADAP	ADAPTER	BPR	BUMPER		CONVERTIBLE
ACHES	ADHESIVE	BUSH	BUS-ING	CNVLT	CONVOLUTED
ADJ	ADJUSTABLE, ING	BJTN	BUTTON	CLNT	COOLANT
ADV	ADVANCE			CLR	COOLER
A/CLNR	AIR CLEANER			CLG	COOLING
A/C	AIR CONDITION, ING			COP	COPPER
ACV	AIR CONTROL VALVE			COP	CORNER, ING
A/DEFL	AIR DEFLECTOR	CBL	CABLE	CO	COTTER
A-DUCT	AIR DUCT	CAO	CADMIUM	CTN	COTTON
A-OTLT	AIR OUTLET	CALIF	CALIFORNIA	CNTR	COUNTER
A I R	AIR INJECTOR	CLPR	CALIPER	CNTR, BORE	COUNTERBORE
	REACTOR	CMPR	CAMPER	CNTR, WT.	COUNTERWEIGHT
A/PUMP	AIR PUMP	CM SHF	CAMSHAFT	CPLS	COUPLING
A/SUSP	AIR SUSPENSION	CAPAC	CAPACITOR	CTSY	COURTESY
ALTINTR	ALTERNATOR	CPLY	CAPILLARY	C/LP	COURTESY LAMP
ALT	ALTITUDE	CPSL	CAPSULE	CVP	COVER, ING
ALUM	ALUMINUM	CARB	CARBURETOR	CRK	CRANK
AMP	AMPERE	CPT	CARPET	CR/CASE	CRANKCASE
AMPR	AMPLIFIER	CARR	CARRIAGE	CR-SHF	CRANKSHAFT
ANC	ANCHOR		CARRIER	CR	CROSS
ANT	ANTENNA	CTLTC	CATALYTIC	CR/MBR	CROSSMEMBER
A/RTL	ANTI RATTLE, ER	CAT	CATCH	CRN	CROWN
A/SQK	ANTI-SQUEAK	CTR	CENTER	CR/CONT	CRLSE CONTROL
A/THF	ANTI-THIEF	C/L	CENTERLINE	CURT	CURTAIN
APPEAR	APPEARANCE	C/PLR	CENTER PILLAR	CUSH	CUSHION
APLO	APPLIQUE	CHMBR	CHAMBER	CUST	CUSTOM
A/RSF	ARM REST	CHAN	CHANNEL	CYC	CYCLE
ARM	ARMATURE	CHRG	CHARGE, ING	CYL	CYLINDER
AR	AS REQUIRED	CHT	CHART	C/O O	CYCLING CLUTCH
ASM	ASSEMBLY	CHAS	CHASSIS		ORIFICE
ASST	ASSIST, ING, ANT	CHK	CHECK, ING	C I D	CUBIC INCH
ATCH	ATTACH, ED, ING	CHR	CHROMIUM		DISPLACEMENT
	MENT	CTG	CTGAR		
ALTO	AUTOMATIC		CIGARETTE		
A/T	AUTOMATIC	C/LTR	CIGARETTE		
	TRANSMISSION		LIGHTER		
ALX	AUXILIARY	CIRC	CIRCUIT	OMP	DAMP, ER, ING
AVG	AVERAGE	C/R	CITIZENS BAND	DPNR	DAMPENER
A/R 5	AUTOMATIC	CLA	CLAMP	DK	DARK
	RESTRAINT SYSTEM	CLNR	CLEAVER	DA	DASH
		CLV	CLEVIS	DECAL	DECALCOMANIA
		CLK	CLOCK	DCL	DECELERATOR, TION
		CLSD	CLOSED	DEFL	DEFLECTOR
		CLSD LF	CLOSED LOOP	DFPG	DIFFUSER, ING
		CLSR	CLOSURE	DEFR	DEFROSTER
		CLTH	GLISTER	DEG	DEGREE
		CLJ	CLITCH	DEHYD	DEHYDRATION
		CTD	COATED	DLX	DELUXE
		CTG	COATING	DEPR	DEPRESSION
		COLR	COLOR	DES	DESIGN
		COL	COLUMN	DIAG	DIAGONAL
		CLR	COOLER	DIAGN	DIAGNOSTIC
		COMB	COMBINATION	DIAM	DIAMETER
		CMR	COMBUSTION	DIAPH	DIAPHRAGM
		CMTR	COMMUTATOR	DSE	DIESEL
		COMPT	COMPARTMENT	DIFF	DIFFERENTIAL
		COMPL	COMPLETE	D F I	DIGITAL FUEL
		CPS	COMPONENT		INJECTION
			PARTS SERVICED	DM	DIMENSION
		CMPT	COMPOSITE	DMR	DIMMER
		CMPO	COMPOUND	DTR	DIRECTIONAL
		CMPR	COMPRESSOR, SION	DISCH	DISCHARGE
			COMPIER	DISPR	DISPENSER
		CMPT	CONDENSATION	DIST	DISTANCE
		CNDS	CONDENSER	DISTR	DISTRIBUTION
		CNDR	CONDENSER	DVTR	DIVERTER
		CNCT	CONDUCTOR	DIV	DIVIDER, SION
		CDT	CONDUIT	DM	DOME
		CONN	CONNECT, OR, ING	DR	DOOR, DRIVE, DRIVEN
		CNSL	CONSOLE		

ABBREVIATIONS

[illegible]

ABBREVIATIONS

LAT	LATCH		N	POLYP	POLYPROPYLENE
LTX	LATEX, ED			POLYU	POLYURETHANE
LEA	LEATHER	NA	NAME	PORT	PORTION
LEG	LEDGE	N/PLT	NAMEPLATE	POSN	POSITION
LT	LEFT	NAT	NATURAL	POS	POSITIVE
LH	LEFT HAND	NK	NECK	P C V	POSITIVE CRANK
LTR	LETTER, LIGHT	NOL	NEEDLED, ED		CASE VENTILA-
LVL	LEVEL	NEG	NEGATIVE		TION
LVR	LEVER	NEU	NEUTRAL	LB	POUND, S
LIC	LICENSE	NI	NICKLE	PWOP	POWDER
L/GATE	LIFT GATE	NIP	NIPPLE	PWR	POWER
L/WDO	LIFT WINDOW	NOM	NOMINAL	P B	POWER BRAKE
L/FR	LIFTER	N/8K	NOTCHBACK	P S	POWER STEERING
LGT	LIGHT	NOZ	NOZZLE	PRESS	PRESSURE
LTM	LIVIT, ED	NO	NUMBER	PRIV	PRIMARY
L(MO)	LIVOUSINE	NUMRL	NUMERAL	PRIM	PRIME, ERE
LNR	LINER	NY	NYLON	P C	PRINTED
LNG	LINING				CIRCUIT
LNKG	LINKAGE	-- O		PROD.	PRODUCTION
LQD	LIQUID			PROGMR	PROGRAMMER
LCC	LOCATION	ODOM	ODOMETER	PROJ.	PROJECTION
LK	LOCK, ING	O/GA	OIL GAGE	PROP	PROPELLER
LUV	LOUVER	O/PUMP	OIL PUMP	PROPN	PROPORTIONED
L/COMP	LOW COMPRESSION	OPG	OPENING		ING
LWR	LOWER	OPER	OPERATING	PROTV	PROTECTIVE
LUB	LUBRICATE TION	OPP	OPPOSITE	PROTR	PROTECTOR
LUG	LUGGAGE	OPT	OPTIONAL	PUL	PULLEY
L/COMPT	LUGGAGE	ORIS	ORIGINAI		
	COMPARTMENT	ORN	ORNAMENTAL	-- Q	
LUX	LUXURY	OZ	OUNCE, S		
	-- M --	OTF	OUTER	QUAL	QUALITY
		OUT	OUTLET	QTY	QUANTITY
		OUTER	OUTSIDE	QTR	QUARTER
MACH	MACHINE	O/S	OUTSIDE	Q/WDO	QUARTER WINDOW
MAG	MAGNESIUM	O D	OUTSIDE	Q/PNL	QUARTER PANEL
MAINT	MAINTENANCE		DIAMETER		
MAJ	MAJOR	O/D	OVERDRIVE	-- R --	
MAL	MALLEABLE	OVFL	OVERFLOW		
MANIF	MANIFOLD	OVLAY	OVERLAY	R&P	RACK & PINION
M A P	MANIFOLD ABSOL-	O S	OVERSIZE	RAD	RADIATOR
	UTE PRESSURE			RDO	RADIO
MAN	MANUAL	-- P --		HL	RADI
M T	MANUAL			RDS	READING
	TRANSMISSION	PKG	PACKAGE	HH	REAR
MFO	MANUFACTURED	PACK	PACKING	H/D	REAR DOOR
MFR	MANUFACTURE ER	PAU.	PACDED ING	H/FND	REAR FND
MAR	MARINE	PNL	PANEL	R/FDR	REAR FENDER
MKR	MARKED	PK...	PARKING PARK	RR DTR	REAR QUARTER
MKG	MARKING	PRIN	PARTITION	H/SI	REAR SEAT
M/CYL	MASTER CYLINDER	PASS.	PASSAGE	HWD	REAR WHEEL DRIVE
MTL	MATERIAL		PASSENGER	H/WDO	REAR WINDOW
MAX	MAXIMUM	P/ST	PASSENGER SEAT	HCVR	RECEIVER
MECH	MECHANICAL	P&D/ST.	PASSENGER AND	RECRC	RECIRCULATING
	MECHANISM		DRIVER SEAT	RECL	RECLINING
MEDLN	MEDALLION	PID	PEDAL	REC...	RECTANGULAR, REC-
MED	MEDIUM	PNOLM	PENDULUM		TIFIED
MFR	MEVBER	PERF	PERFORATED	RED	REDUCER, ING, ION
MET	METALIZED,		PERFORMANCE	REF	REFERENCE
	METALLIC	PH HD	PHILLIPS HEAD	REFL	REFLECTOR
METER, ING.		PLR	PILLAR	REFHIG	REFRIGERANT
MI	MILES	PIN	PINION	REG	REGULATION TION
VIL	MILITARY	PSYN	PISTON	REINH.	REINFORCEMENT
VM	MILLIMETER	PIT	PITWAY	RLY	RELAY
MIN	MINIMUM MINUTE	PIV	PIVOT	REL	RELEASE
MIR	MIRROR	PLC	PLACE	RLF	RELIEF
MISC	MISCELLANEOUS	PL	PLAN	RFMFD	REMANUFACTURED
MOD	MODEL MODIFY,	PLNT.	PLANETARY	REM	REMOTE REMOVABLE
	MODULE, ATOP	PLT	PLANT PLATE	R/CONT	REMOTE CONTROL
M LOG	MOLDING	PLSTC	PLASTIC	RPR	REPAIR
MTR	MOTOR	PLTH	PLATFORM	REQ	REQUIRE, ED, MENTS
MT	MOUNT, ED, ING	FLNM.	PLENUM	RESV	RESERVE
MUFF	MUFFLER	PLGR	PLUNGER	RESVR	RESERVOIR
M/FUNC	MULTIFUNCTION	PKT	POCKET	RES.	RESISTOR
MULT	MULTIPLE	POI	POICE	RESO	RESONATION
M F I	MULTIPOINT FUEL	POLYE	POLYETHYLENE	RST...	RESTRAINT
	INJECTION	POIYF	POLYFOAM	RET	RETAIN, ING

ABBREVIATIONS

RETR	RETRACTOR, ING	SPLR	SPOILER	T.C.C.	TORQUE CON-
RTN	RETURN	SPR	SPPING		VERTER CLUTCH
RVL	REVEAL	SPKT	SPPCKET	TORS.	TORSION
R-M-LOG	REAR MOLDING	SG	SQUARE	TRK.	TRUCK
REVER	REVERBERATOR,	STAB	STABILIZER	TRLR.	TRAILER
	TION	STNLS	STAINLESS	TROGR	TRANSducer
REV	REVERSE, IBLE	STMP	STAMPED	TRFR	TRANSFER
RPM	REVOLUTIONS PER	STD	STANDARD	TRFMR	TRANSFORMER
	MINUTE	STA	STATIONARY	TRANSTR	TRANSISTOR
RT	RIGHT	STL	STEEL	TRANS	TRANSMISSION
RH	RIGHT HAND	STRO	STEERING	TRNSV.	TRANSVERSE
RNGR	RING GEAR	S/GR	STEERING GEAR	TRAV	TRAVERSE
RSP	RISE	S/KNU	STEERING	TR	TRIV, TRIMMER
RIV	PIVET		KNUCKLE	TRUV.	TRUNTION
RKR	ROCKER	STK	STICK	TUB	TUB AR
RLR	ROLLER	STFMR	STIFFENER	TBL5	TUBLESS
RF	ROOF	STCHG	STITCHING	TUMR	TUMBLER
ROT	ROTATE TION, TOR	STOR	STORAGE	T P I	TUNED PORT
RND	ROUND	STOW	STOWAGE		INJECTION
RLB	RUBBER	STGHT	STRAIGHT	TUN	TUNNEL
RLN	RUNNING	STND	STRAINER	TURR	TURBINE
	-- S --	STKR	STRIKER	TURRO	TURBOCHARGE FR
SAF	SAFETY	STRNG	STRINGER	TRNBKL	TURNBUCKLE
SCRN	SCREEN	STR	STRIP	TRND	TURNED
SCR	SCREW, ED	SUC	SUCTION	T/STG	TURN SIGNAL
SEAL	SEALING, ED, ER	S/S.	SUNSHADE		-- U --
S/STP	SEALING STRIP	SPLY	SUPPLY	UNCD	UNCODED
SEAM	SEAMED, ING	SUPT	SUPPORT	UND	UNDER
ST	SEAT	SURF	SURFACE	U/B	UNDERBODY
2ND	SECOND	SUSP	SUSPENSION	U/ST	UNDERSEAT
SECD	SECONDARY	SW	SWITCH	U S	UNDERSEIZF
SECT	SECTION	SWIV	SWIVEL	UNIV	UNIVERSAL
SEL	SELECTOR	SYM.	SYMMETRICAL	U/JT	UNIVERSAL
SEN	SENDER		SYMBOL		IDENT
SEN	SENSOR	SYNC.	SYNCHRONIZER,	UPR	UPPER
SEP.	SEPARATOR, ION		ING		-- V --
S F I	SEQUENTIAL FUEL	SYN.	SYNTHETIC		
	INJECTION	SYS.	SYSTEM		
SEAR	SEPARATED		-- T --		
SHKL	SHACKLE	TACH.	TACHOMETER	VAC	VACUUM
SHF	SHAFT	T/LP.	TAIL LAMP	V A F	VACUUM AIR
SH.	SHEET	T/GATE	TAIL GATE	V C V	VACUUM CONTROL
SHLO	SHIELDED	TDM	TANDEM		VALVE
SHFT.	SHIFT, ER, ING	TK	TANK	V S V	VACUUM SWITCH-
SHK	SHOCK	TARP	TARPAULIN		ING VALVE
S/ABS	SHOCK ABSORBER	TEMP	TEMPERATURE	V T V	VACUUM
SHLDG	SHOULDER, ED	TMPL.	TEMPLATE		TRANSMITTING
SHRD.	SHROUD	TERM	TERMINAL		VALVE
SHTR	SHUTTER	THERM	THERMOSTAT, IC	VAL.	VALANCE
SH.	SHOE	T V S V	THERMOSTATIC	VLV.	VALVE
SH MBR	SHOE MEMBER		VACUUM	VAN.	VANITY
SIG	SIGNAL		SWITCHING VALVE	VAR.	VARIABLE
SIL	SILENCER	T V T V.	THERMOSTATIC	VEH.	VEHICLE
SIL.	SILICONE		TRANSMITTING	VNDR.	VENDOR
SGL	SINGLE		SWITCHING VALVE	VENT.	VENTILATOR
SK.	SKIRT	THK	THICKNESS		TION
SLT	SLATE	TRD	THIRD	VERT.	VERTICAL
SLEV	SLEEVE	THD	THREAD	VIB.	VIBRATION, TION
SLDG.	SLIDING	THROT	THROTTLE	VNL.	VINYL
SL.	SLOT, SLOTTED	T B T	THROTTLE BODY	VOLT.	VOLTAGE, METFR
SM.	SMALL		INJECTION	VOL.	VOLUME
SOO.	SOCKET	T P	THROTTLE		-- W --
SOL	SOLENOID		POSITIONER		
SOLV	SOLVENT	T P S	THROTTLE POS-		
SND	SOUND		ITION SENSOR	WRNG.	WARNING
SPCR.	SPACER	T/V	THROTTLE VALVE	WA	WASHER
SPA	SPARE	THRU	THROUGH	WAT	WATER
SPLG.	SPARK PLUG	THR	THRUST	W/STR	WEATHER STRIP
SPKR	SPEAKER	T & T	TELESCOPIC	WEBG	WEBBING
SPL	SPECIAL			WGE	WEDGE
SPD.	SPEED	TNTD	TANTED	WT	WEIGHT
SPEEDO	SPEEDOMETER	T/W.	TOGETHER WITH	WLDG	WELDING
SPDL	SPINDLE	TOL	TOLERANCE	WHL	WHEEL
SPH	SPLASH	TORQ	TORQUE	W/H	WHEELHOUSE

ABBREVIATIONS

WDO	WINDOW
W/S	WINDSHIELD
WSW	WINDSHIELD WIPER
WSWA	WINDSHIELD
	WASHFR
WPR	WIPER
WRG	WIRING
W/D	WITHOUT
W/	WITH
WOODGRN	WOODGRAIN
WO	WOOD

-- Y --

YD	YARD
YDGE	YARDAGE
YR	YEAR

-- Z --

ZN	ZINC
ZN GT	ZINC COAT
ZPR	ZIPPER

ALL GROUPS

ALPHABETICAL INDEX

ALPHABETICAL INDEX

A

ABSORBER, Front and Rear	7 345
ABSORBER, Steering Anti Shock	8 965
ACCELERATOR KIT, Power Brake	
Booster (Hydraulic)	4 920
ACTUATOR, Stop Lamp	2 447
ACTUATOR, Transmission Parking Brake	4 290
ADAPTER, Military Body Parts	17 800
ADAPTER, Side Marker and Hazard Flasher	2 575
ADAPTER, Speedometer Driven Gear	4 329
ADAPTER, Steering Column	6 521
ADAPTER, Steering Knuckle Lower Control Arm	
Pawl	6 174
ADAPTER, Transfer Case	4 510
ADJUSTER, Seat Adjusting Folding	16 687
AIR CLEANER, Air Intake	3 402
ALARM, Instrument Cluster Warning	9 785
ARMATURE, Starter Motor	2 043
ARMATURE, Windshield Wiper Motor	5 064
ARM, Engine Valve Rocker	3 333
ARM, Military Body Parts	7 800
ARMREST, Seat	16 155
ARM, Steering Knuckle	6 103
ARM, Steering Paman	6 859
ARM, Turn Signal Lamp	2 895
ARM, Windshield Wiper Transmission	16 053
AXLE, Front Axle	6 008
AXLE, Rear Axle	5 386

B

BACKREST, Military Body Parts	17 800
BAFFLE, Brake Master Cylinder Rod	4 659
BAFFLE, Ventilation Outlet	1 780
BALL, Brake Master Cylinder	4 651
BALL, A.C. Compressor (Internal Parts)	9 172
BALLAST, Military Body Parts	7 800
BALL JOINT, Propeller Shaft Universal Joint	5 548
BALL KIT, Steering Gear Ball	6 844
BALL, Transmission Control Valve	4 265
BAND, Transmission Brake	4 251
BAR, Bumper Face	7 831
BAR, Spare Wheel	2 679
BASE, Engine Fuel	3 890
BASE, Military Body Parts	17 800
BEARING, A.C. Compressor (Internal Parts)	9 172
BEARING, Differential Side	5 535
BEARING, Drive Pinion Rear and Intermediate	5 484
BEARING, Engine Camshaft	0 539
BEARING, Engine Camshaft	0 736
BEARING, Front Axle	6 056
BEARING, Front Wheel Inner	6 311
BEARING, Front Wheel Outer	6 313
BEARING, Generator Commutator End Frame	2 258
BEARING, Generator Drive End	2 308
BEARING KIT, Engine Connecting Rod	0 618
BEARING KIT, Engine Crankshaft	0 096
BEARING KIT, Front Axle	8 056
BEARING KIT, Steering Gear Thrust	6 835

BEARING, Pinion Shaft Front	5 447
BEARING, Propeller Shaft	5 600
BEARING, Rear Wheel	5 855
BEARING, Starter Motor Drive End	2 082
BEARING, Steering Column	8 521
BEARING, Steering Gear Adjuster Plug	8 826
BEARING, Steering Gear Housing	6 786
BEARING, Steering Knuckle King Pin	8 021
BEARING, Steering Shaft U Joint	6 525
BEARING, Transfer Case	4 520
BEARING, Transmission Rear Internal Gear	4 197
BEARING, Transmission Sun Gear	4 559
BE, T, Accessory Seat Belts	16 714
BE, T, Drive Belts	1 068
BEZEL, Air Duct	9 782
BEZEL, End Gate Lock	17 234
BEZEL, Headlamp	2 728
BEZEL, Transfer Case Shift Control	4 570
BLADE, Windshield Wiper	16 062
BLOCK & TACKLE, Military Body Parts	17 800
BLOCK, Battery (Positive)	2 342
BLOCK, Differential Pinion Thrust	5 542
BLOCK, Engine	0 032
BLOCK, Military Body Parts	7 800
BLOWER, Military Body Parts	7 800
BOLT, Wing Junction	2 483
BODY, Front Wheel Locking Hub	6 308
BODY, Transmission Oil Pump	4 224
BOLT, A.C. Compressor Mounting	9 172
BOLT, Accessory Seat Belts	16 714
BOLT, Auto Jack	8 820
BOLT, Battery Cable	2 343
BOLT, Battery Hold Down	2 234
BOLT, Body to Frame	9 008
BOLT, Brake Flange Plate	5 052
BOLT, Brake Hose	4 671
BOLT, Brake Hose or Pipe	4 681
BOLT, Brake Master Cylinder Secondary	4 652
BOLT, Brake Pedal	4 634
BOLT, Brake Pressure Regulator	4 690
BOLT, Bumper Face	7 831
BOLT, Carburetor to Manifold	2 288
BOLT, Differential Carrier	5 506
BOLT, End Gate (Closing)	17 208
BOLT, End Gate Support	17 202
BOLT, Engine Connecting Rod Cap	0 623
BOLT, Engine Coolant	1 153
BOLT, Engine Cover Front	0 205
BOLT, Engine Crankshaft Pulley and Balancer	0 662
BOLT, Engine Cylinder Head	0 293
BOLT, Engine Fuel	3 890
BOLT, Engine Main Bearing Cap	0 056
BOLT, Engine Mounting	0 002
BOLT, Engine Oil Pump	1 652
BOLT, Engine Vacuum (Fuel Economy)	3 755
BOLT, Exhaust Manifold End Bolt	3 604
BOLT, Front Spring	7 417
BOLT, Front Spring Front and Rear	7 105
BOLT, Front Wheel Locking Hub	6 308
BOLT, Fuel Tank Filler	3 003
BOLT, Fuel Tank Stone Shield	3 015
BOLT, Generator Mounting	2 271
BOLT, Generator Thrust	2 316
BOLT, Heater	8 846

ALPHABETICAL INDEX

BDLT, Head Hinge	8 016	BRACKET, Crane Case	1 745
BDLT, Head Latch	8 030	BRACKET, End Gate Support	7 202
BDLT, Hub or Drum (Front and Rear Wheel)	5 812	BRACKET, Engine Coolant Recovery	1 240
BDLT, Instrument Panel	16 090	BRACKET, Engine Fuel	2 890
BDLT, Lower Sun Gear and Clutch	4 162	BRACKET, Engine Lift	0 004
BDLT, Military Body Parts	17 800	BRACKET, Engine Mounting	0 029
BDLT, Mirror Rear View	16 058	BRACKET, Engine Oil Cap or	1 540
BDLT, Oil Pan	1 028	BRACKET, Front Spring Bumper	7 421
BDLT, Oil Pan Pump Suction	4 197	BRACKET, Fuel Injection	3 330
BDLT, Pickup Box	17 090	BRACKET, Fuel Tank Stone Shield	3 015
BDLT, Rear Axle Housing	5 392	BRACKET, Generator	2 317
BDLT, Rear Axle Shaft	5 422	BRACKET, Generator Mounting	2 277
BDLT, Rear Spring and Axle	7 529	BRACKET, Hinge Latch	8 080
BDLT, Rear Spring U Bolt	7 515	BRACKET, Instrument Panel	6 085
BDLT, Ring Gear	5 531	BRACKET, Military Body Parts	17 800
BDLT, Seat	16 636	BRACKET, Mirror Rear View	8 059
BDLT, Seat Back	16 720	BRACKET, Oil Pump	1 656
BDLT, Seat Bottom Back	16 716	BRACKET, Parking Brake Cable	4 785
BDLT, Spare Wheel	7 629	BRACKET, Pickup Box	17 090
BDLT, Spring Center (Front and Rear)	7 505	BRACKET, Power Brake Booster (Hydraulic)	4 905
BDLT, Stabilizer Shaft	7 242	BRACKET, Power Brake Booster	4 845
BDLT, Starter Motor	2 042	BRACKET, Radiator	1 270
BDLT, Starter Motor Shaft	2 077	BRACKET, Radiator Support Mounting	1 274
BDLT, Steering Gear	6 509	BRACKET, Radio Antenna (Fixed)	9 647
BDLT, Steering Gear Housing Side Cover	6 809	BRACKET, Radio Mounting	9 657
BDLT, Steering Hydraulic Pump, Power Brake		BRACKET, Rear	7 503
BDLT, Steering Hydraulic Pump, Power Brake	6 506	BRACKET, Rear Axle Hanger	5 394
BDLT, Steering Hydraulic Pump, Power Brake		BRACKET, Seat	16 155
BDLT, Steering Hydraulic Pump, Power Brake	6 635	BRACKET, Seat	16 886
BDLT, Steering Knuckle	6 509	BRACKET, Seat Adjusting Folding	16 682
BDLT, Steering Knuckle Spindle	6 527	BRACKET, Shock Absorber Frame	7 395
BDLT, Steering Shaft Lock (Anti-Theft)	5 500	BRACKET, Shock Absorber	7 380
BDLT, Steering Shaft U Joint	6 525	BRACKET, Side Marker and Hazard Flasher	2 575
BDLT, Thermostat Housing	1 257	BRACKET, Spare Wheel	7 629
BDLT, Transfer Case	4 510	BRACKET, Stabilizer Shaft	7 242
BDLT, Transfer Case	4 555	BRACKET, Steering Hydraulic Pump, Power	
BDLT, Transfer Case Shift Control	4 570	Brake Booster	6 606
BDLT, Transmission Control Valve	4 291	BRACKET, Tail Lamp Lens	2 562
BDLT, Transmission Converter	4 115	BRACKET, Trailer and Camper	7 063
BDLT, Transmission Front Servo	4 226	BRACKET, Transmission Control	4 040
BDLT, Transmission Mounting	4 085	BRACKET, Transmission Parking Brake	4 280
BDLT, Transmission Oil Pan	4 196	BRACKET, Voltage and Glow Plug	2 510
BDLT, Universal Joint Transmission and Yoke	5 586	BRACKET, Wheel Brake Cylinder or Caliper	4 615
BDLT, Wheel Brake Cylinder or Caliper	4 655	BRACKET, Wiring Junction	2 483
BDLT, Wheel Carrier	7 632	BREAKER, Military Body Parts	17 800
BDLT, Windshield Wiper Motor	16 084	BUDGE, Generator Output	7 319
BDS-ER, Power Brake Booster (Hydraulic)	4 805	BUSH, Generator Brush	2 291
BDOT, Brake Master Cylinder and	4 659	BUSH, Starter Motor	7 051
BDOT, Generator	2 013	BUSH, Windshield Wiper Motor	16 014
BDOT, Starter Motor Drive Shaft	2 108	BULB, Military Body Parts	17 800
BDOT, Transfer Case Shift Control	4 570	BUMPER, Body Side Arm	16 570
BDOT, Universal Joint Transmission and Yoke	5 586	BUMPER, Door	16 400
BDOT, Wheel Cylinder	4 670	BUMPER, End Gate Closing Supports	17 225
BOWDEN WIRE REPAIR, Air Flow Control	9 787	BUMPER, End Gate Support	17 207
BOWL, Transmission Control Lever	4 010	BUMPER, Front Leaf Spring	7 427
BOW, Military Body Parts	17 800	BUMPER, Hood Panel Closing	8 074
BOX, Military Body Parts	17 800	BUMPER, Instrument Panel Compartment	16 110
BOX, Wiring Junction	2 483	BUMPER, Military Body Parts	17 800
BRACE, Body Load Carrier	17 505	BUMPER, Rear Axle	5 395
BRACE, Brake Pedal	4 634	BUMPER, Side Door Glass Sash	16 190
BRACE, Cross Member	7 039	BUMPER, Upper End Gate	17 190
BRACE, Frame to Bumper Attaching (Also See		BUSHING, A.C. Compressor (Internal Parts)	9 172
Group 7 868)	7 836	BUSHING, Brake Pedal	4 626
BRACE, Fuel Line	2 162	BUSHING, Brake Pressure Regulator	4 690
BRACE, Fuel Pipe	2 162	BUSHING, Differential Locking	5 511
BRACE, Generator	2 317	BUSHING, Door Hinge	16 373
BRACE, Instrument Panel	16 085	BUSHING, End Gate Closing	17 208
BRACE, Pickup Box	17 090	BUSHING, Front Door Window Vent Attacher	16 176
BRACE, Radio Mounting	5 667	BUSHING, Front Spring	7 574
BRACE, Spare Wheel	7 629	BUSHING, Front Spring Eye	7 413
BRACE, Starter Motor	2 042	BUSHING, Generator Compressor End Frame	2 286
BRACE, Steering Hydraulic Pump, Power Brake		BUSHING, Horn Button Blowing	2 519
Booster	6 608	BUSHING, Lower Sun Gear and Clutch	4 162
BRACKET, A.C. Compressor Mounting	9 171	BUSHING, Military Body Parts	17 800
BRACKET, Auto Jack	8 820	BUSHING, Rear Spring	7 504
BRACKET, Auxiliary Spring	7 526	BUSHING, Seat	16 674
BRACKET, Battery Booster	2 340	BUSHING, Seat Adjusting Folding	16 682
BRACKET, Body Mounting	9 008	BUSHING, Seat Back	16 720
BRACKET, Brake Hose or Pipe	4 587	BUSHING, Seat Bottom Back	16 716
BRACKET, Brake Pedal	4 634	BUSHING, Stabilizer Shaft	7 243
BRACKET, Brake Pressure Regulator	4 685	BUSHING, Starter Motor Commutator End	2 067
BRACKET, Bumper	7 563	BUSHING, Starter Motor Drive End	2 083
BRACKET, Chassis Electric	2 443	BUSHING, Steering Column	6 521
BRACKET, Chassis Wiring Harness	2 553	BUSHING, Steering Knuckle King Pin	6 203

ALPHABETICAL INDEX

BUSHING, Transfer Case	4 570
BUSHING, Transfer Case Shift Control	4 570
BUSHING, Transmission Case	4 104
BUSHING, Transmission Control	4 042
BUSHING, Transmission Front Servo	4 726
BUSHING, Transmission Planet Corner	4 176
BUSHING, Transmission Planet	4 181
BUSHING, Wheel Brake Cylinder or Camper	4 666
BUTTON, Door Outside Handle	6 253
BUTTON, Side Marker and Hazard Flasher	2 575

C

CABLE, Accelerator Control	3 430
CABLE, Battery(Positive)	2 347
CABLE, Battery Negative and Engine Ground	2 341
CABLE, Hood Latch Release	8 075
CABLE, Military Body Parts	17 800
CABLE, Parking Brake	4 779
CABLE, Seat Adjusting, Folding	16 682
CABLE, Spare Tire	7 675
CABLE, Speedometer Flex	4 342
CABLE, Transmission Control Indicator	4 020
CALIPER, Wheel Brake Cylinder or Camper	4 666
CAM, Door and End Gate Upper Guide	16 261
CAM, Fuel Tank Meter	3 107
CAM PLATE, Differential Locking	5 511
CAMSHAFT, Engine	0 513
CAM, Turn Signal Switch Cancelling	2 656
CAPACITOR, Generator Output	2 319
CAPACITOR, Military Body Parts	17 800
CAPACITOR, Radio Static Suppressor	9 663
CAP, Body Side Window	5 460
CAP, Crankcase Oil Filler	1 358
CAP, End Gate Support	7 202
CAP, Engine Coolant Recovery	7 240
CAP, Engine Valve Spring	3 305
CAP, Fuel Injector Mounting	3 332
CAP, Fuel Pump Mounting	3 901
CAP, Fuel Tank Filler	3 003
CAP, Fuel Tank Filler	3 078
CAP, Generator Brush	2 291
CAP, Horn Button	2 820
CAP, King Pin Oil	6 225
CAP, Oil Level	1 516
CAP, Radiator Filler	1 203
CAP, Steering Hydraulic Pump Power Brake Booster	8 835
CAPSULE, Headlamp(Inboard)	2 725
CAP, Universal Joint Sleeve Yoke	5 556
CAP UNIT, Front Wheel Locking Fully	5 309
CAF, Windshield Reveal(Extension)	16 241
CAF, Windshield Wiper Motor	16 084
CAF, Windshield Wiper Washer	16 085
CARRIER, Transfer Case	4 532
CARRIER, Transmission Planet	4 176
CASE, Differential and Planet	5 510
CASE, Heater and Defroster	8 857
CASE, Heater Core	8 854
CASE, Instrument Cluster	9 743
CASE, Instrument Panel Compartment	16 110
CASE, Military Body Parts	17 800
CASE, Transfer	4 505
CASE, Transfer Case	4 510
CASE, Transmission Case	4 103
CATCH, Hood Latch	9 080
CATCH, Seat	5 674
CHAIN, Engine Timing	0 724
CHAIN, Military Body Parts	7 800
CHAIN, Transfer Case	4 535
CHANNEL, Side Door Glass Sash	6 190
CHANNEL, Upper End Gate	7 190
CLAMP, Catalytic Converter	3 690
CLAMP, Chassis Wiring Harness	2 559
CLAMP, Crankcase Ventilation	7 762
CLAMP, Engine Fuel	2 990
CLAMP, Engine Oil Cooler	7 540
CLAMP, Engine Valve Liftor	2 480
CLAMP, Exhaust Pipe	7 616
CLAMP, Exhaust System Attaching	3 703
CLAMP, Fuel Injection	3 330

CLAMP, Fuel Pipe	3 162
CLAMP, Fuel Tank Filler	3 003
CLAMP, Heater	8 846
CLAMP, Heater Core	8 854
CLAMP, Hose (Radiator Heater, A.C.)	7 166
CLAMP, Military Body Parts	17 800
CLAMP, Mirror Rear View	16 069
CLAMP, Oil Filter Tube	1 750
CLAMP, Oil Pump	1 639
CLAMP, Seat, Bottom, Back	16 715
CLAMP, Steering Column	6 760
CLAMP, Steering Gear Ball Return Guide	6 843
CLAMP, Steering Shaft U Joint	6 525
CLAMP, Transmission Oil Cooler	4 123
CLAMP, Universal Joint Trunnion and Yoke	5 586
CLASP, Military Body Parts	17 800
CLAVIS, Trailer and Camper	7 068
CLIP, Air Brake Piping	4 866
CLIP, Battery Cable	2 343
CLIP, Brake Hose or Pipe	4 686
CLIP, Brake Shoe Hold Down	5 043
CLIP, Chassis Wiring Harness	2 559
CLIP, Differential Locking	5 511
CLIP, Door Lock Remote	16 341
CLIP, Door Outside Handle	16 253
CLIP, Door Vertical Lock	16 332
CLIP, End Gate Lock	17 198
CLIP, End Gate Lock	17 204
CLIP, Engine Oil Cooler	7 540
CLIP, Front End Bumper	1 263
CLIP, Fuel Injector	3 330
CLIP, Fuel Pipe	3 162
CLIP, Fuel Pump Mounting	3 901
CLIP, Fuel Tank Evaporator Control(Engine End)	3 130
CLIP, Generator Output	2 319
CLIP, Headlamp Mounting	2 725
CLIP, Heater	8 846
CLIP, Ignition Switch Wiring, Lock or Headlamp	2 195
CLIP, Instrument Cluster	9 744
CLIP, Military Body Parts	17 800
CLIP, Parking Brake Cable	4 735
CLIP, Power Brake Booster	4 845
CLIP, Speedometer Flex	4 342
CLIP, Spring Rebound (Front and Rear)	7 513
CLIP, Steering Column	6 521
CLIP, Stop Lamp	2 447
CLIP, Transfer Case External Shift Control	4 550
CLIP, Transmission Oil Cooler	4 123
CLUSTER, Instrument Panel Gauge	9 735
CLUTCH, Door and End Gate Window	16 260
CLUTCH DRIVE, A.C. Compressor Clutch Actuating	9 188
CLUTCH, Engine Air Cool Fan	1 050
CLUTCH, Rear Axle	5 513
COIL, A.C. Compressor Clutch Actuating	9 188
COIL, Military Body Parts	17 800
COIL, Starter Motor	2 049
COLLAR, Generator Drive End	2 307
COLLAR, Starter Motor Thrust	2 063
COLUMN, Steering Column	6 518
COMPARTMENT, Instrument Panel	16 100
COMPRESSOR, Air Conditioning	9 170
CONNECTOR, Battery(Positive)	2 342
CONNECTOR, Battery Booster	2 340
CONNECTOR, Battery Cable	2 342
CONNECTOR, Brake Rod	4 765
CONNECTOR, Crankcase	7 745
CONNECTOR, Front Axle	6 008
CONNECTOR, Fuel Injection	3 330
CONNECTOR, Generator	2 313
CONNECTOR, Generator Output	2 319
CONNECTOR, Military Body Parts	17 800
CONNECTOR, Oil Filter	1 855
CONNECTOR, Rear Axle	5 387
CONNECTOR, Starter Motor Solenoid	2 102
CONNECTOR, Transfer Case	4 510
CONNECTOR, Transmission Control Valve	4 265
CONNECTOR, Transmission Oil Cooler	4 128
CONNECTOR, Transmission Vacuum	4 205
CONTACT, Horn Button Blowing	2 819
CONTACT KIT, Horn Button Blowing	2 819
CONTACT, Starter Motor Solenoid	2 107
CONTAINER, Windshield Wiper Washer	16 055

ALPHABETICAL INDEX

CONTROL, Air Flow Control	9 787
CONTROL BOX, Military Body Parts	17 800
CONTROL, Door Lock Remote	16 341
CONTROL, End Gate Lock	17 198
CONTROL, Heater	8 849
CONVERTER, Transmission Converter	4 115
COPE, Hooper Core	8 854
COUPLING, Steering Shaft Joint	8 825
COVER, A/C Compressor Internal Parts	9 172
COVER, Air Conditioning Refrigerant	9 190
COVER, Battery Cable	2 343
COVER, Brake and Clutch	4 630
COVER, Brake Adjusting Hole	5 117
COVER, Brake Master Cylinder	4 667
COVER, Chassis Wiring	2 480
COVER, End Gate Top and Bottom	17 185
COVER, Engine Cover Front	2 206
COVER, Engine Cylinder Head	2 290
COVER, Engine Valve Rocker Arm	2 388
COVER, Flare Wheel	2 679
COVER, Fuel Meter	2 322
COVER, Fuel Tank Filler Neck	2 008
COVER, Instrument Panel	16 081
COVER, Military Body Parts	17 800
COVER, Mirror Rear View	16 068
COVER, Oil Pump	1 722
COVER, Power Brake Booster	4 815
COVER, Radio	9 850
COVER, Rear Axle Housing	5 398
COVER, Seat Adjusting, Folding	16 632
COVER, Seat Back	16 720
COVER, Seat Back	16 724
COVER, Steering Column	6 518
COVER, Steering Column	6 758
COVER, Steering Gear Housing (Also See Group 6 518)	6 807
COVER, Steering Shaft Lock (Anti-Theft)	6 500
COVER, Thermostat	1 251
COVER, Top, Floor Pan Access	6 547
COVER, Transfer Case	4 510
COVER, Transmission Governor	4 254
COVER, Transmission Oil Pump	4 224
COVER, Transmission Power Take Off	4 439
COVER, Transmission Rear Servo	4 241
COVER, Voltage	2 500
COVER, Wheel Brake Cylinder or Caliper	4 665
COVER, Windshield Wiper Motor	15 064
COVER, Wiring Junction	2 483
CRANK ARM, Windshield Wiper Motor	16 064
CRANKSHAFT, Engine	2 648
CUP, Horn Junction Bowing	2 810
CUP, Transfer Case	4 555
CURTAIN, Military Body Parts	17 800
CUSHION, Radio Frame Bolt	9 073
CUSHION, Military Body Parts	17 800
CUSHION, Radiator	1 710
CUSHION, Rear Spring	7 545
CYLINDER, Air Conditioning	9 170
CYLINDER, Brake Master	4 660
CYLINDER, Ignitor Switch	2 188
CYLINDER, Instrument Panel Compartment	16 110
CYLINDER, Wheel Brake Cylinder or Caliper	4 665

D

DAMPER, Engine Crankshaft	0 555
DECAL, Military Body Parts	17 800
DEFLECTOR, Air Quietal	5 764
DEFLECTOR, Cowl Side	16 551
DEFLECTOR, Front Axle	6 056
DEFLECTOR, Hood Hinge	8 015
DEFLECTOR, Propeller Shaft Pinion	5 545
DEFLECTOR, Universal Joint and Power Divider	5 555
DEHYDRATOR, Military Body Parts	17 800
DIAL KIT, Heater Control	8 852
DIAPHRAGM, Brake Master Cylinder	4 651
DIFFERENTIAL, Differential and Planar	5 510
DIFFERENTIAL, Differential	5 505
DIGDE, Chassis Wiring	2 480
DIGDE, Generator Output	2 319
DIGDE, Voltage and Glow Plug	2 510

DISC, Differential Locking	5 511
DISC, Windshield Wiper Motor	15 064
DISC, Windshield Wiper Washer	16 068
DOOR, Body Side Arm	16 570
DOOR, Instrument Panel Compartment	16 110
DOOR, Military Body Parts	17 800
DOOR WELD, Front and Side Door	16 150
DOWNCL, Transfer Case	4 510
DRIVE, Starter Motor	2 086
DRUM, Front and Rear Wheel Brakes	5 808
DUCT, Military Body Parts	17 800

E

ELBOW, Heater Motor Cool	8 859
ELEMENT, Air Cleaner Intake	3 410
ELEMENT, Engine Fuel	3 890
ENGINE, Engine	0 033
ENGINE, Universal	0 000
EQUALIZER, Brake Rod	4 765
ESCUTCHEON, Instrument Panel Compartment	16 110
EXTENDER, Military Body Parts	17 800
EXTENSION, Body and Door Frame Hinge	16 507
EXTENSION, Body Side Arm	16 570
EXTENSION, Brake Cylinder and Panel Shaft	4 618
EXTENSION, Floor	18 515
EXTENSION, Trailer and Camper	7 068
EXTENSION, Transfer Case	4 510

F

FAN, Engine Cooling	1 064
FAN, Generator	2 774
FAN, Heater and Defroster	8 857
FAN, Military Body Parts	17 800
FASTENER, Side Front Door And Seat	16 165
FENDER, Front Fender	8 130
FILLER, Door Opening	16 600
FILLER, Side Door Glass Sash	18 190
FILLER, Steering Column	6 780
FILTER, Engine Fuel	3 890
FILTER, Fuel Tank Gage	3 110
FILTER, Instrument Cluster	9 748
FILTER, Military Body Parts	17 800
FILTER, Oil Filter	1 838
FILTER, Oil Pan Pump Suction	4 197
FILTER, Voltage and Glow Plug	2 510
FILTER, Windshield Wiper Washer	16 065
FITTING, Engine Oil Cooler	1 540
FITTING, Heater	8 888
FITTING, Hydraulic Steering Pump, Power Brake Booster	6 673
FITTING, Oil Pressure Gage (GPH)	1 803
FITTING, Oil Pump	1 656
FITTING, Power Brake Booster	4 845
FITTING, Transmission Vacuum	4 205
FLANGE, Propeller Shaft Pinion	5 545
FLANGE, Steering Shaft Joint	5 525
FLASHER, Side Marker and Hazard Flasher	2 975
FLASHER, Turn Signal Lamp	2 892
FLYWHEEL, Engine Crankshaft	0 668
FORK, Transfer Case	4 555
FRAME, Bucket Seat	16 679
FRAME, Chassis Frame	7 003
FRAME, Front and Side Door	16 150
FRAME, Generator Commutator End	2 257
FRAME, Generator Drive End	2 305
FRAME KIT, Fuel Injection	3 304
FRAME, Military Body Parts	17 800
FRAME, Seat Back	16 720
FRAME, Seat Bottom Back	16 718
FRAME, Starter Motor Commutator End	2 087

ALPHABETICAL INDEX

G

GAGE, Electrical Output	2 515
GAGE, Instrument Panel Fuel Gage	3108
GASKET, Air Conditioning Compressor Oil Test	9177
GASKET, Door Outside Handle	16353
GASKET, Engine Coolant Outlet	1154
GASKET, Engine Coolant Pump	1079
GASKET, Engine Cylinder Head	0289
GASKET, Engine Vacuum Pump	3280
GASKET, Front and Side Door	16150
GASKET, Fuel Injector Metering	3332
GASKET, Fuel Injector Pump	3306
GASKET, Fuel Meter	3322
GASKET, Fuel Meter Control	3318
GASKET, Fuel Pump Mounting	3904
GASKET, Instrument Cluster	8749
GASKET, King Pin Oil	6225
GASKET KIT Engine	3010
GASKET KIT Engine Cylinder Head	3289
GASKET KIT Fuel Injector Metering	3332
GASKET KIT Mounted to Cylinder Head	2270
GASKET KIT Transmission Urethane	4005
GASKET, Military Body Parts	17800
GASKET, Mirror Rear View	16089
GASKET, Oil Pan Drain Plug	1056
GASKET, Power Brake Booster(Hydraulic)	4805
GASKET, Rear Axle Housing Cover	5189
GASKET, Rear Axle Shaft	5811
GASKET, Speedometer and Odometer	9781
GASKET, Tail Lamp Lens	2684
GASKET, Thermostat Housing	1252
GASKET, Transfer Case	4515
GASKET, Transfer Case Internal Shift Control	4557
GASKET, Transfer Case Shift Control	4563
GASKET, Transmission Control Valve	4265
GASKET, Transmission Front Servo	4226
GASKET, Transmission Governor	4256
GASKET, Transmission Oil Pan	4196
GASKET, Transmission Power Take-Off	4439
GASKET, Transmission Rear Servo	4241
GASKET, Windshield Wiper Motor	16064
GASKET, Windshield Wiper Washer	16065
GATE, End Gate Top and Bottom	17185
GATE, Transmission Shift Control Lever	4027
GEAR, Differential Pump	6526
GEAR, Differential Side	5528
GEAR, Engine Flywheel	0673
GEAR, Fuel Pump	3835
GEAR KIT, Differential Side with Pinion	5527
GEAR KIT, Ring and Pinion (Not Sold Separately)	5528
GEAR, Speedometer Drive	4337
GEAR, Speedometer Drive	4343
GEAR, Steering	5508
GEAR, Steering Gear Pinion Shaft	6850
GEAR, Transfer Case	4530
GEAR, Transfer Case	4535
GEAR, Transfer Case Main Drive	4538
GEAR, Transmission Governor	4256
GEAR, Transmission Rear Internal Gear	4137
GEAR, Transmission S/L Gear	4159
GEAR, Windshield Wiper Transmission	16063
GENERATOR, Engine Electrical	2275
GLASS, Back Window Or Rear Door	16454
GLASS, Body Side Window	16450
GLASS, Front Door Window Vent	16174
GLASS, Military Body Parts	17800
GLASS, Side Door	16180
GLASS, Upper End Gate	17130
GLASS, Windshield	16035
GOVERNOR GAGE KIT, Fuel Injector Pump	3306
GOVERNOR KIT, Differential Locking	5511
GOVERNOR, Transmission Governor	4258
GRILLE, Military Body Parts	17800
GRILLE, Radiator Grille	1288
GRILLE, Windshield Defroster	9779
GROMMET, Chassis Sheet Metal (Rubber)	9775
GROMMET, Chassis Wiring Harness	2559
GROMMET, Crankcase	1745
GROMMET, Door Remote Lock	18157
GROMMET, Military Body Parts	17800
GROMMET, Mirror Rear View	16069

GROMMET, Parking Brake Release	4594
GROMMET, Radio Antenna(Fixed)	9847
GROMMET, Seal	16874
GROMMET, Scanner Motor Solenoid	2102
GROMMET, Transfer Case Shift Control	4570
GROMMET, Transmission Control	4037
GROMMET, Windshield Wiper Motor	16064
GRILLE, Radiator Grille	1288
GUIDE, End Gate(Closing)	17208
GUIDE, Parking Brake Cable	4785
GUIDE, Roof Top and Top Side Panels and Gains	16585
GUIDE, Steering Gear Pinion Shaft	6842
GUIDE, Transfer Case Shift Control	4570
GUIDE, Transmission Clutch	4164

H

HANDLE, Auto Jack	8820
HANDLE, Door Outside Locking	16350
HANDLE, End Gate Lock	17204
HANDLE, Military Body Parts	17800
HANDLE, Military Body Parts	17800
HANDLE, Parking Brake Release	4594
HANDLE, Window Regulator	16270
HANGER, Exhaust Mounting	3705
HANGER, Exhaust Muffler	3704
HANGER, Front Spring Front and Rear	7105
HANGER, Rear Spring Front and Rear	7112
HARNES, Battery(Positive)	2342
HARNES, Chassis Wiring	2480
HARNES, Engine Wiring	2525
HARNES, Heater Control	8852
HARNES, Tail Lamp	2694
HARNES, Trailer and Camper	7068
HEAD, A/C Compressor	9174
HEAD, Engine Cylinder	0269
HEAD, Speedometer and Odometer	9781
HEATER, Engine Coolant Warmer	1152
HEATER, Engine Fuel	3890
HEATER P/KS, Engine Block(Group 1152)	21240
HINGE, Door Hinging	16320
HINGE, End Gate(Closing)	17208
HINGE, Hood Hinge	8015
HINGE, Seat Bottom, Back	16716
HOLDER, Generator Brush	2281
HOLDER, Starter Motor Brush	2052
HOOD, Panel	8000
HOOK, Trailer and Camper	7068
HORN, Warning	2810
HOSE, Air Conditioning Compressor Section and Discharge	9226
HOSE, Crankcase	1745
HOSE, Engine Oil Cooler	1540
HOSE, Fuel Heater	8835
HOSE, Fuel Line	3163
HOSE, Fuel Tank Filter	3003
HOSE, Heater	8846
HOSE, Hydraulic Steering Gear Pressure	6670
HOSE, Power Brake Booster	4845
HOSE, Radiator Inlet(Upper)	1159
HOSE, Radiator Outlet(Lower)	1173
HOSE, Wheel Brake	4880
HOUSING, Ash Tray	16120
HOUSING, Dome Lamp	16495
HOUSING, Front Axle	6008
HOUSING, Fuel Tank Filter	3003
HOUSING KIT, Steering Column	6518
HOUSING KIT, Steering Gear	6803
HOUSING KIT, Transmission High Clutch	4168
HOUSING, Rear Axle	5387
HOUSING, Starter Motor Drive	2085
HOUSING, Steering Gear Hydraulic Pump, Power Brake Booster	5608
HOUSING, Tail Lamp	2680
HOUSING, Thermostat	1251
HOUSING, Transfer Case	4510
HOUSING, Transfer Case	4512
HOUSING, Transmission High Clutch	4169
HOUSING, Wheel Brake Cylinder or Caliper	4865
HUB, Rear Wheel	5806

ALPHABETICAL INDEX

HUB, Transfer Case	4 535
HUB, Transmission Clutch	4 154
I	
INDICATOR, Instrument Cluster Warning	9 765
INDICATOR, Oil Level	1 518
INDICATOR, Transmission Control Indicator	4 020
INDICATOR, Transmission Oil Filler	4 133
INSERT, Fuel Injector	3 330
INSERT, Rear Leaf Spring	7 495
INSERT, Windshield Wiper	16 082
INSULATION, Floor	16 420
INSULATOR, Body and Door Frame Hinge	16 507
INSULATOR, Dash	16 802
INSULATOR, Door Remote Lock	16 157
INSULATOR, Engine Oil Cooler	1 540
INSULATOR, Floor	16 800
INSULATOR, Fuel Tank Mounting	3 022
INSULATOR, Horn Button Blowing	2 819
INSULATOR, Top Lining (Interior)	16 742
INSULATOR, Transmission Control Lever	4 008
J	
JACK, Auto Lock	8 620
JACKET, Steering Column	6 518
JOINT KIT, Front Axle Shaft Universal Joint	5 548
K	
KEY, A/C Compressor Clutch Actuating	9 186
KEY, Front Wheel Locking Hub	6 308
KEY, Ignition and Locks	2 187
KEY, Rear Axle	5 829
KEY, Speedometer Gear	4 330
KEY, Valve Stem	0 310
KNOB, Door Remote Lock	16 157
KNOB, Headlamp Switch	7 495
KNOB, Heater Control	8 852
KNOB, Seal Adjusting, Folding	16 092
KNOB, Seal Bottom, Dash	16 716
KNOB, Side Marker and Hazard Flasher	2 575
KNOB, Transfer Case Shift Control	4 570
KNOB, Transmission Control Lever	4 006
KNUCKLE, Steering	6 020
L	
LAMP, Parking, Turn Signal and Cornering	2 585
LAMP, Side Marker and Hazard Flasher	2 575
LAMP, Tail Lamp	2 679
LAMP, Tail Lamp	2 882
LATCH, End Gate Lock	7 195
LATCH, Hood Latch	8 080
LATCH, Seat	6 674
LEAD, Generator Output	2 319
LEAD, Starter Motor Brush Ground	2 055
LEAF, Front Spring	7 415
LEAF, Rear Spring	7 505
LENS, Instrument Cluster	9 745
LENS, Tail Lamp	2 682
LEVER, Brake Pressure Regulator	4 690
LEVER, Brake Shoe Automatic Adjusting	5 103
LEVER, Door Outside Handle	6 353
LEVER KIT, Parking Brake	5 149
LEVER, Parking Brake	5 149
LEVER, Parking Brake Apply	4 531
LEVER, Starter Motor Drive Shift	2 108
LEVER, Transfer Case Shift Control	4 570
LEVER, Transmission Control Lever	4 005
LEVER, Transmission Control	4 279

LEVER, Transmission Mounted Gearshift (External)	4 045
LEVER, Turn Signal Control	2 897
LIFTER, Engine Valve	2 459
LINING, K.T., Brake Shoe	5 018
LINK, Brake Shoe Automatic Adjusting Lever	5 105
LINK, Transfer Case Shift Control	4 570
LOCK, Differential Bearing Adjusting Nut	5 539
LOCK, Door Lock	16 330
LOCK, End Gate Lock	17 204
LOCK, Front Axle Shaft	6 083
LOCK, Front Wheel Locking Hub	6 309
LOCKNUT, Auto Front Axle	6 310
LOCKNUT, Rear View	16 089
LOCK, Rear Axle Shaft	5 422
LOCK, Rear Wheel Hub Adjusting Nut	5 830
LOCK RING, Front Wheel Locking Hub	6 309
LOCK, Seal Back	16 720
LOCK, Steering Shaft Lock (Anti-Theft)	6 500
LOCK, Wheel Brake Cylinder or Caliper	4 885

M

Military Body Parts	17 800
MAGNET, Differential Carrier Housing	5 508
MAGNET, Steering Gear Hydraulic Pump, Power Brake Booster	8 608
MAGNET, Transfer Case	4 510
MAGNET, Transmission Case	4 105
MAGNET, Transmission Oil Pan	4 196
MAN FOLD, Engine Exhaust Manifold	3 601
MAN FOLD, Engine Fuel Intake Manifold	3 265
MAT, Floor	16 300
MEMBER, Frame Cross, Intermediate Transmission Support Cross Member	7 012
MEMBER, Frame Side	7 006
MEMBER, Front Frame Cross	7 010
MEMBER, Rear Frame Cross	7 014
METER, Fuel Tank Meter	3 107
MIHNO, Rear View	16 058
MODULE, Transmission Vacuum	4 205
MODULE, Radiator Filler	1 203
MODULE, Voltage and Glow Plug	2 510
MOLDING, Body Side Window	16 460
MOLDING, Front End Bumper	1 263
MOLDING, Headlamp	2 728
MOLDING, Instrument Panel	16 090
MOLDING, Roof Drip	16 642
MOLDING, Windshield Reveal (Exterior)	16 341
MOTOR, A/C Evaporator Blower	9 215
MOTOR, Heater Blower Motor	8 855
MOTOR, Starter	2 041
MOTOR, Windshield Wiper Motor	16 084
MOUNT, Engine	0 027
MOUNT, Transmission Mounting	4 081
MUFFLER, Exhaust	3 701

N

NIPPLE, Heater	8 886
NOZZLE, Fuel Injector Metering	3 332
NOZZLE, Windshield Defroster	9 779
NOZZLE, Windshield Wiper Washer	16 085
NUT, A/C Compressor Pulley	9 181
NUT, Air Cleaner and Silencer	3 403
NUT, Battery	2 333
NUT, Battery Booster	2 340
NUT, Battery Cable	2 343
NUT, Brake Flange Plate	5 002
NUT, Brake Shoe Adjusting Screw	5 111
NUT, Brake Shoe Anchor Pin	5 055
NUT, Bumper Bar	2 874
NUT, Differential Bearing Adjusting	5 537
NUT, Engine Connecting Rod Bolt	0 528
NUT, Engine Coolant Recovery	1 740
NUT, Engine Mounting	0 032
NUT, Front Spring	7 417

ALPHABETICAL INDEX

NUT, Front Spring	7 477	PANEL, Roof Top and Top Side Panels and Garnish	16 585
NUT, Front Spring or Torsion Bar	7 428	PANEL, Side Front Door and Seat	16 165
NUT, Fuel Injection	2 330	PAN, Transmission Oil	4 195
NUT, Generator Rotor Shaft	2 280	PAWL, Door and End Gate Window	16 260
NUT, Head Lamp Adjuster	7 737	PAWL, Door Lock	16 330
NUT, Head Lamp Mounting	2 723	PAWL, Transmission Parking Brake	4 294
NUT, Head Lamp Switch	2 487	PAWL, Windshield Wiper Washer	16 065
NUT, Heater	5 846	PEDAL, Accelerator Pedal	3 451
NUT, Hub Bolt (Front and/or Rear Wheel)	5 813	PEDAL, Brake Pedal	4 025
NUT KIT, Air Conditioning	9 170	PILLAR, Body and Door Frame Hinge	16 507
NUT, Master Cylinder Adjusting	4 662	PILOT, Spare Wheel	2 029
NUT, Mirror Rear View	16 069	PIN, A.C. Compressor Pressure Relief	9 179
NUT, Pickup Box	17 090	PIN, Back Side Arm	16 570
NUT, Pinion Shaft	5 622	PIN, Brake Shoe Anchor	5 055
NUT, Power Brake Booster Hydraulic	4 805	PIN, Door Hinge	16 323
NUT, Power Brake Booster	4 846	PIN, Door Lock	16 335
NUT, Propeller Shaft Pinion Flange	5 596	PIN, Door Lock Remote Control Inside	16 345
NUT, Radio Antenna (Fixed)	3 847	PIN, End Gate/Closing	17 208
NUT, Rear Axle	5 929	PIN, End Gate Lock	17 204
NUT, Rear Spring	7 523	PIN, Engine Cover Front	0 206
NUT, Rear Spring Eye	7 530	PIN, Engine Cylinder Head	0 290
NUT, Rear Spring U Bolt	7 516	PIN, Engine Flywheel	2 665
NUT, Roof Top and Top Side Panels and Garnish	16 585	PIN, Fuel Injection Distributor	3 340
NUT, Side Marker and Hazard Flasher	2 575	PIN, Fuel Injector Pump	3 308
NUT, Spare Wheel Carrier	7 033	PIN, Headlamp Dimmer	2 459
NUT, Steering Connecting	6 870	PIN ON KIT, Transmission Planet	4 176
NUT, Steering Gear Worm Bearing Attachers	6 832	PIN KIT, Brake Shoe Hold Down	5 043
NUT, Steering Idle Arm	6 837	PIN, Oil Pressure Regulator	1 809
NUT, Steering Knuckle Lower Control Arm	6 172	PIN, Pin on Stake Lock	5 518
NUT, Steering Knuckle Spindle	6 027	PIN, Power Brake Booster Hydraulic	4 810
NUT, Steering Knuckle Upper Control Arm	6 164	PIN, Seat Bottom, Back	16 716
NUT, Steering Pitman Arm	6 867	PIN, Starter Motor Brush	2 057
NUT, Steering Shock U Joint	6 525	PIN, Starter Motor Drive Shaft	2 108
NUT, Tie Rod End	6 234	PIN, Steering Gear Hydraulic Pump, Power Brake Booster	6 608
NUT, Transfer Case	4 510	PIN, Steering Knuckle King Pin	6 203
NUT, Transfer Case Shift Control	4 570	PIN, Trailer and Camper	7 069
NUT, Transmission Control Valve	4 265	PIN, Transfer Case	4 570
NUT, Universal Joint Traction and Yoke	5 586	PIN, Transfer Case	4 555
NUT, Valve	2 500	PIN, Transfer Case Shift Control	4 570
NUT, Windshield Wiper Motor	5 064	PIN, Transmission Control Valve	4 265
		PIN, Transmission Front Servo	4 226
		PIN, Transmission Governor	4 256
		PIN, Transmission Rear Servo	4 241
		PIN, Transmission Servo & Accumulator	4 228
		PIN, Brake Cylinder	4 635
		PIN, Engine Oil Cooler	1 540
		PIN, Exhaust	3 809
		PIN, Exhaust Tail Pipe	3 705
		PIN, Fuel Injection	3 330
		PIN, Fuel Line	3 183
		PIN, Fuel Tank Filter	2 003
		PIN, Oil Pan Pump Suction	4 197
		PIN, Steering Gear Oil Return	6 671
		PIN, Transfer Case	4 570
		PIN, Transmission Case	4 104
		PIN, Transmission Oil	4 248
		PIN, A.C. Compressor (Internal Parts)	9 172
		PIN, Brake Master Cylinder Secondary	4 662
		PIN, Engine	0 629
		PIN KIT, Transmission Clutch	4 166
		PIN ON, Transmission Clutch	4 166
		PIN ON, Transmission Rear Servo	4 241
		PIN ON, Transmission Servo & Accumulator	4 226
		PIN ON, Wheel Cylinder	4 666
		PIN ON, Wheel Cylinder Piston	4 557
		PIN ON, Windshield Wiper Electrical Parts	16 067
		PIN ON, Brake Shoe Automatic Adjusting	5 103
		PLATE, A.C. Compressor (Internal Parts)	9 172
		PLATE, Accessory Seat Backs	16 714
		PLATE, Air Conditioning Compressor Suction and Discharge	5 228
		PLATE, Brake Flange	5 001
		PLATE, Brake Pedal Full Back	4 639
		PLATE, Brake Shoe Guide	5 045
		PLATE, Door Lock	16 335
		PLATE, Door Sill and Rockers	16 803
		PLATE, End Gate/Closing Support	17 225
		PLATE, Engine Coolant Pump	1 113
		PLATE, Engine Fly	3 890
		PLATE, Engine Valve Lifter	0 480
		PLATE, Floor	16 800
		PLATE, Floor	17 405

O-RING, A.C. Compressor (Internal Parts)	9 172
OIL, A.C. Maintenance	9 287
O-RING, A.C. Compressor Pressure Relief	9 179
O-RING, Fuel Injector Pump	2 308
OUTLET, Air Distributor	9 786
OUTLET, Engine Coolant	1 153
OVERHAUL KIT, Transmission Overhaul	4 005

P

PAD, Instrument Panel	16 090
PAD KIT, Brake	5 017
PAD, Pickup Box	7 090
PAD, Radiator	1 270
PAD, Seat Back	16 720
PAD, Seat Bottom Back	16 716
PAD, Transfer Case	4 555
PAH, Engine Oil	1 426
PANEL, Body Load Carrier	17 505
PANEL, Body Lock	16 520
PANEL, Body Rear Lower Inner	16 592
PANF, Body Rear Outer	16 597
PANF, Cowl Side	16 551
PANF, Cowl Ventilator	16 125
PANEL, Dash and Top Dash and Cowl	16 550
PANEL, Door Outer Skin	16 152
PANEL, Door Sill and Rockers	16 603
PANEL, Floor	16 545
PANEL, Front End Bumper	1 263
PANEL, Front Fender Inner Wheel House	3 153
PANEL, Instrument Panel	16 060
PANEL, Load Platform Front End	17 455
PANEL, Radiator	1 270
PANEL, Rear Seat	16 670

ALPHABETICAL INDEX

R

PLATE, Front Spring	7 425
PLATE, Fuel Pump Mounting	3 901
PLATE, Generator Drive End	2 307
PLATE, Heater Control	8 852
PLATE, Instrument Panel	11 081
PLATE KIT, Differential Locking	5 511
PLATE KIT, Steering Gear Hydraulic Pump, Power Brake Booster	6 612
PLATE, Rear Spring L Bolt	7 518
PLATE, Roof Top and Top Side Panels and Garment	16 585
PLATE, Seat	16 674
PLATE, Spare Wheel	7 629
PLATE, Steering Gear Hydraulic Pump, Power Brake Booster	6 609
PLATE, Steering Gear Hydraulic Pump, Power Brake Booster	6 612
PLATE, Transfer Case	4 500
PLATE, Transfer Case	4 555
PLATE, Transfer Case Shift Control	4 570
PLATE, Transmission Clutch	4 163
PLATE, Transmission Control Valve	4 265
PLATE, Wheel Brake Cylinder or Caliper	4 865
PLATE, Window Regulator	16 270
PLATFORM, Floor	17 400
PLUG, Accessory Seat Belts	16 714
PLUG, Dome Lamp	16 494
PLUG, Door Outside Handle	16 352
PLUG, End Gate (Clamping)	17 203
PLUG, Engine Block	0 034
PLUG, Engine Camshaft Bearing	0 553
PLUG, Engine Cylinder Head	0 293
PLUG, Engine Fuel	3 890
PLUG, Engine Oil Cooler	1 540
PLUG, Front Fender, inner wheel house	8 153
PLUG, Fuel Injector Pump	3 306
PLUG, Fuel Pump Mounting	3 901
PLUG KIT, Steering Gear Worm Bearing	6 830
PLUG, Oil Pan Drain	1 453
PLUG, Oil Pressure Regulator	1 609
PLUG, Spark Ignition	2 270
PLUG, Speedometer Driven Gear	4 338
PLUG, Steering Gear	6 586
PLUG, Steering Gear Housing End	6 824
PLUG, Tow, Floor Pan Access	16 547
PLUG, Transfer Case	4 510
PLUG, Transfer Case	4 520
PLUG, Transfer Case Shift Control	4 570
PLUG, Transmission Case	4 105
PLUG, Transmission Control Valve	4 265
PLUG, Transmission Parking Brake	4 284
PLUG, Transmission Pressure Regulator and Oil Pump	4 216
PLUNGER, Seal Adjusting, Folding	6 682
PLUNGER, Starter Motor Drive	2 113
PLUNGER, Transfer Case	4 555
POINTER, Transmission Control Indicator	4 020
POLE, Starter Motor Shoe	2 077
PREFCHAMBER, Engine Cylinder	0 269
PRINTED CIRCUIT, Instrument Cluster	9 744
PROBE, Radiator Filler	1 203
PROTECTOR, Fuel Tank Strike Shield	3 015
PROTECTOR, Hose Radiator Heater A.C.	1 105
PROTECTOR, Steering Column	6 758
PROTECTOR, Turn Signal Switch	2 805
PULLEY, A.C. Compressor Drive	9 180
PULLEY, Engine Crankshaft	0 659
PULLEY, Fan and Coolant Pump	1 062
PULLEY, Generator	2 274
PULLEY, Steering Hydraulic Pump, Power Brake Booster	6 655
PUMP, Engine Fuel Pump	3 900
PUMP, Engine Vacuum Pump	3 280
PUMP, Fuel Heater	3 835
PUMP, Fuel Injector Pump	3 305
PUMP KIT, A.C. Compressor (Internal Parts)	9 172
PUMP KIT, Engine Coolant Pump	1 069
PUMP KIT, Engine Oil Pump	1 652
PUMP, Power Steering	6 605

RACE, A.C. Compressor (Internal Parts)	9 172
RACE, Forward Flywheel Core	4 188
RACK, Ignition Switch Warning, Lock on Resc amp	2 195
RACK, Steering Gear	6 588
RADIATOR, Engine Cooling	1 219
RATCHET, Windshield Wiper Washer	16 065
REGULATOR, Door and End Gate Window	16 263
REGULATOR, Voltage	2 500
REINFORCEMENT, Accelerator Linkage	3 454
REINFORCEMENT, Auxiliary Spring	1 526
REINFORCEMENT, Battery	2 333
REINFORCEMENT, Body and Door Frame Hinge	6 507
REINFORCEMENT, Body Lock	6 520
REINFORCEMENT, Bumper Face	7 831
REINFORCEMENT, Chassis Frame	7 003
REINFORCEMENT, Cross Member	7 039
REINFORCEMENT, Dash and Toe, Dash and Cowl	16 550
REINFORCEMENT, Door Outer Skin	16 152
REINFORCEMENT, Engine Mounting	2 029
REINFORCEMENT, Floor	16 545
REINFORCEMENT, Front Fender	8 141
REINFORCEMENT, Front Spring Front and Rear	7 106
REINFORCEMENT, Fuel Pipe	3 162
REINFORCEMENT, Instrument Panel	16 085
REINFORCEMENT, Mirror Rear View	16 069
REINFORCEMENT, Pickup Box	17 090
REINFORCEMENT, Platform Cross	17 405
REINFORCEMENT, Rear Spring Front and Rear	7 112
REINFORCEMENT, Roof Top and Top Side Panels and Garment	16 585
REINFORCEMENT, Steering Column	6 521
REINFORCEMENT, Trailer and Camper	7 069
RELAY, Horn	2 815
RELAY, Starter Motor	2 100
RELAY, Voltage and Glow Plug	2 510
REPAIR KIT, Brake Master Cylinder	4 648
REPAIR KIT, Front Axle U Joint	6 060
REPAIR KIT, Propeller Shaft Universal Joint	5 548
REPAIR KIT, Steering Knuckle King Pin	6 203
REPAIR KIT, Wheel Cylinder Piston	4 667
REPAIR KIT, Front Wheel Locking Hub	6 308
RESERVOIR, Engine Coolant Recovery	1 240
RESERVOIR KIT, Steering Hydraulic Pump, Power Brake Booster	6 635
RESISTOR, Battery Booster	2 340
RESISTOR, Generator Output	2 319
RESISTOR, Heater Blower Motor	8 655
RETAINER, A.C. Compressor Shaft	9 175
RETAINER, Accelerator Control	3 425
RETAINER, Air Flow Control	9 787
RETAINER, Auto Jack	8 620
RETAINER, Battery	2 333
RETAINER, Body to Frame Bolt	9 011
RETAINER, Brake Master Cylinder Rod	4 659
RETAINER, Chassis Wiring Harness	2 559
RETAINER, Cowl Vamplate	16 125
RETAINER, Differential Pinion	5 520
RETAINER, Door Outside Handle	16 353
RETAINER, End Gate Lock	17 204
RETAINER, End Gate Support	17 202
RETAINER, Engine Piston Pin	0 639
RETAINER, Engine Valve Rocker	0 333
RETAINER, Floor	16 500
RETAINER, Front Fender	8 154
RETAINER, Front Wheel Locking Hub	6 308
RETAINER, Fuel Injection	3 330
RETAINER, Fuel Tank Filler Neck	3 008
RETAINER, Instrument Cluster Lens	9 747
RETAINER, Instrument Panel	16 081
RETAINER, Instrument Panel	16 090
RETAINER, King Pin Oil	6 225
RETAINER, Oil Pump	1 639
RETAINER, Parking Brake Pedestal	4 584
RETAINER, Pinion Bearing and Oil Seal	5 476
RETAINER, Radiator	1 270
RETAINER, Radio	9 650
RETAINER, Rear Axle	5 329
RETAINER, Reverse Brake Band	4 246
RETAINER, Seat Back	16 720

ALPHABETICAL INDEX

RETAINER, Side Front Door And Seat	16 155	R.H. Side Door Glass Sash	16 190
RETAINER, Spare Wheel Carrier	7 803		
RETAINER, Speedometer Drive Gear	4 338		
RETAINER, Speedometer Flare	4 342		
RETAINER, Steering Column	6 521		
RETAINER, Steering Knuckle King Pin	6 203		
RETAINER, Steering Shaft Lock (Anti-Thrust)	6 500		
RETAINER, Steering Shaft II Joint	6 525		
RETAINER, Steering Wheel	6 515		
RETAINER, Transfer Case	4 525		
RETAINER, Transfer Case	4 555		
RETAINER, Transmission Clutch	4 160		
RETAINER, Transmission Forward Cone Flywheel	4 167		
RETAINER, Transmission Servo & Accumulator	4 223		
RETAINER, Transmission Vacuum	4 205		
RETAINER, Universal Joint Function and Yoke	5 586		
RETA NER, Windshield Defroster	9 778		
RING, A.C. Compressor (Internal Parts)	9 172		
RING, A.C. Compressor Pulley	9 181		
RING, A.C. Compressor Shaft	9 175		
RING, Brake Main Cylinder	6 856		
RING, Engine Camshaft Spigot	6 738		
RING, Front Servo Piston	4 229		
RING, Front Wheel Locking Hub	6 308		
RING, Fuel Injector Pump	3 306		
RING, Headlamp	2 726		
RING, Headlamp Retaining	2 731		
RING, Hydraulic Steering Power Brake Booster			
Shaft Retaining	6 818		
RING KIT, Engine Piston	6 843		
RING KIT, Steering Gear Hydraulic Pump, Power Brake Booster			
Ring Kit, Transmission Overhaul	6 810		
Ring, Lower Sun Gear and Clutch	4 005		
Ring, Propeller Shaft	4 182		
Ring, Rear Wheel Bearing	5 600		
Ring, Seal	5 818		
Ring, Seal Back	16 674		
Ring, Seal Bottom, Back	16 720		
Ring, Starter Motor Thrust	16 716		
Ring, Steering Gear Hydraulic Pump, Power Brake Booster	2 063		
Ring, Steering Knuckle Spindle	6 609		
Ring, Transfer Case	6 022		
Ring, Transfer Case	4 525		
Ring, Transfer Case Main Drive	4 535		
Ring, Transmission Clutch	4 164		
Ring, Transmission Forward Cone Flywheel	4 167		
Ring, Transmission Front Servo	4 226		
Ring, Transmission Mainshaft	4 172		
Ring, Transmission Planet Carrier	4 176		
Ring, Transmission Planet	4 175		
Ring, Transmission Rear Servo	4 242		
Ring, Transmission Servo & Accumulator	4 228		
Ring, Universal Joint Function and Yoke	5 586		
RISER, Seat	16 888		
RIVET, Hood Panel	6 010		
RIVET, Rear Brake Shoe Parking	5 019		
ROD, Accelerator Pedal	3 431		
ROD, Brake Pedal Push	4 859		
ROD, Door Hanger	16 320		
ROD, Door Lock Remote	16 341		
ROD, End Gate Lock	17 199		
ROD, End Gate Support	17 202		
ROD, Engine Piston	6 600		
ROD, Engine Valve Push	0 426		
ROD, Fuel Pump	3 925		
ROD, Headlamp Dismar	2 459		
ROD KIT, Brake Pedal Push	4 658		
ROD KIT, Power Brake Booster (Hydraulic)	4 806		
ROU, Seat	16 674		
ROU, Seat Bottom Back	16 715		
ROU, Transfer Case External Shift Control	4 560		
ROU, Transmission Shift Lever Control	4 035		
ROU, Wheel Cylinder to Brake Shoe Thrust	4 875		
ROLLER, Reverse Shifter Crank	4 293		
ROLLER, Transfer Case	4 520		
ROLLER, Transfer Case	4 535		
ROLLER, Transmission Forward Cone Flywheel	4 167		
ROLLER, Transmission Rear Ring Gear	4 180		
POTATOR, Engine Valve Spring	5 309		
POTATOR, Front and Rear Wheel Brake	5 809		
POTATOR, Generator	2 279		
		S	
		SASH, Side Door Glass Sash	16 190
		SASH, Upper End Gate	17 190
		SCREEN, A.C. Compressor Internal Parts	9 172
		SCREEN, Cow Ventilator	16 175
		SCREEN, Oil Pump	1 456
		SCREEN, Transmission Oil	4 248
		SCREW, Air Conditioning Compressor Oil Test	9 177
		SCREW, Automatic	4 003
		SCREW, Auxiliary Heater	8 945
		SCREW, Battery Booster	2 340
		SCREW, Body and Door Frame Hinge	16 507
		SCREW, Body Side Arm	16 570
		SCREW, Brake Shoe Adjusting	5 110
		SCREW, End Gate Closing Support	17 225
		SCREW, End Gate Lock	17 199
		SCREW, Engine Cover Front	0 256
		SCREW, Engine Fuel	3 890
		SCREW, Fan and Coolant Pump	1 082
		SCREW, Front Door Window	16 173
		SCREW, Front Fender Inner Wheel House	8 153
		SCREW, Fuel Injector Pump	3 306
		SCREW, Fuel Pump Mounting	3 507
		SCREW, Generator Brush	2 287
		SCREW, Generator Drive End	2 307
		SCREW, Headlamp Retaining Ring	2 736
		SCREW, Heater and Defroster	9 857
		SCREW, Hood Hinge	9 015
		SCREW, Hood Latch	9 050
		SCREW, Hood Latch	9 052
		SCREW, Ignition Switch	2 188
		SCREW, Ignition Switch Warning, Lock or Headlamp	2 195
		SCREW, Mirror Rear View	16 069
		SCREW, Pinion Shaft Lock	5 510
		SCREW, Power Brake Booster	4 915
		SCREW, Race Stop Baffle and Shield	1 276
		SCREW, Roof Top and Top Side Panels and Gear	16 595
		SCREW, Seat	16 155
		SCREW, Seat Back	16 174
		SCREW, Seat Bottom, Back	16 716
		SCREW, Seat, Bottom, Back	16 715
		SCREW, Side Door Opening	16 225
		SCREW, Side Marker and Hazard Flasher	2 571
		SCREW, Spare Wheel	7 629
		SCREW, Starter Motor Shoe	2 077
		SCREW, Steering Gear	6 586
		SCREW, Transfer Case Internal Shift Control	4 557
		SCREW, Transmission Control	4 037
		SCREW, Transmission Shift Control Lever	4 027
		SCREW, Turn Signal Lamp	2 895
		SCREW, Turn Signal Switch	2 906
		SCREW, Wheel Brake Cylinder or Caliper	4 565
		SCREW, Windshield Wiper Washer	16 065
		SEA, A.C. Compressor Shaft	9 175
		SEA, Air Cleaner to Exhaust Manifold	3 406
		SEA, Air Conditioning Compressor Suction and Discharge	9 226
		SEA, Air Conditioning Evaporator Core Housing	9 211
		SEA, Air Duct	9 732
		SEALBEAM, Headlamp	2 727
		SEAL, Chassis Electrical	2 530
		SEAL, Differential Drive Pinion	5 459
		SEAL, Door Lock	16 330
		SEAL, Door Lock Remote	16 341
		SEAL, Door Outside Handle	16 353
		SEAL, End Gate Lock	17 204
		SEAL, End Gate Top and Bottom	17 185
		SEAL, Engine Crankshaft Front	0 213
		SEAL, Engine Fuel	3 890
		SEAL, Engine Oil Cooler	1 550
		SEAL, Engine Rear Main Bearing	0 137
		SEAL, Engine Valve	0 309
		SEAL, Exhaust Pipe	3 611
		SEAL, Front Axle	6 061
		SEAL, Front Wheel Hub Bearing	6 325

ALPHABETICAL INDEX

SEAL, Fuel Hage to Tank	3 112	SHAFT, Windshield Del-oster	8 779
SEAL, Fuel Injector	3 330	SHELL, Air Conditioning	8 170
SEAL, Fuel Injector Distributor	3 340	SHIELD, Cover pkg	17 507
SEAL, Fuel Injector Pump	3 306	SHIELD, Body Load Carrier	17 505
SEAL, Fuel Tank Filler Neck	3 008	SHIELD, Brake Cylinder	4 595
SEAL, Heater Core	8 854	SHIELD, Brake Flange Plate	5 007
SEAL, Hood Panel	8 010	SHIELD, Chassis Wiring	2 480
SEAL, Hydraulic Steering Fitting and O Ring	6 674	SHIELD, Engine Valve	0 308
SEAL, King Pin Oil	6 225	SHIELD, Exhaust Manifold Header	11 002
SEAL KIT, Air Conditioning	8 170	SHIELD, Floor	16 900
SEAL KIT, Front Axle	6 061	SHIELD, Front Fender inner wheel house	8 153
SEAL KIT, Hydraulic Steering Piston Cylinder	6 579	SHIELD, Fuel Line	3 163
SEAL KIT, Power Brake Seal	6 855	SHIELD, Fuel Tank Shock Shield	3 015
SEAL KIT, Power Brake Booster(Hydraulic)	4 810	SHIELD, Starter Motor	2 042
SEAL KIT, Steering Gear Adjusting Plug Seal	6 840	SHIM, Body to Frame Bolt	9 023
SEAL KIT, Steering Gear Housing End Cover	6 825	SHIM, Differential Bearing Adjusting	5 537
SEAL KIT, Steering Gear Housing Side Cover	6 809	SHIM, Differential Rear Pin on Bearing	5 460
SEAL KIT, Steering Gear Hydraulic Pump, Power Brake Booster	6 809	SHIM, Engine Valve	0 303
SEAL KIT, Steering Gear Hydraulic Valve	6 552	SHIM, Front Fender	8 143
SEAL KIT, Transmission Clutch	4 166	SHIM KIT, Differential Bearing Adjusting	5 537
SEAL, Oil Pan	1 429	SHIM KIT, Differential Rear Pinion Bearing	5 460
SEAL, Oil Pan Pump Suction	4 197	SHIM, Rear Spring U Bolt	7 518
SEAL, Power Brake Booster(Hydraulic)	4 810	SHIM, Starter Motor	2 047
SEAL, Power Brake Booster	4 845	SHIM, Trailer and Camper	7 058
SEAL, Propeller Shaft Universal Joint Trunion	5 540	SHIM, Transfer Case	4 525
SEAL, Range Selector	4 282	SHIM, Transfer Case	4 530
SEAL, Rear Wheel Bearing Oil	5 822	SHOCK KIT, Brake	5 017
SEAL, Side Door	16 193	SHOCK, Heater Core	8 854
SEAL, Side Front Door And Seat	16 166	SHOCK, Radiator Fan	1 277
SEAL, Speedometer Drive Gear	4 338	SHOCK, Transmission Control Lever	4 010
SEAL, Steering Column	6 758	SIDE, Body Load Carrier	17 505
SEAL, Steering Gear Adjusting Plug Seal	6 840	SILENCER, End Gate Support	1 202
SEAL, Steering Gear Hydraulic Pump, Power Brake Booster	6 809	SILL, Platform Cross	17 406
SEAL, Steering Hydraulic Pump, Power Brake Booster	6 817	SLEEVE, Brake Pedal	4 634
SEAL, Steering Hydraulic Pump, Power Brake Booster	6 835	SLEEVE, Front Axle Tie Rod	8 232
SEAL, Tie Rod End Dust	5 242	SLEEVE, Kit Transmission Control	4 037
SEAL, Transfer Case	4 512	SLEEVE, Speedometer Drive Gear	4 336
SEAL, Transfer Case	4 515	SLEEVE, Spring Rebound (Front and Rear)	7 513
SEAL, Transfer Case	4 553	SLEEVE, Steering Connecting	6 870
SEAL, Transfer Case Shift Control	4 570	SLEEVE, Transfer Case Main Drive	4 538
SEAL, Transmission Converter	4 115	SLEEVE, Wheel Brake Cylinder or Caliper	4 865
SEAL, Transmission Front Servo	4 228	SLINGER, Drive Pinion Rear and Intermediate	5 484
SEAL, Transmission Oil Filler	4 133	SLINGER, Propeller Shaft Pinion	5 545
SEAL, Transmission Rear Servo	4 242	SOCKET, Back Up Lamp	2 597
SEAL, Transmission Vacuum	4 205	SOCKET, Brake Shoe Adjusting Screw	5 111
SEAL, Upper End Gate	7 180	SOCKET, Parking Lamp	2 596
SEAL, Wheel Cylinder	4 668	SOCKET, Side Marker and Hazard Flasher	2 575
SEAL, Windshield Wiper Motor	5 064	SOCKET, Steering Connecting Rod	6 874
SEAL, Windshield Wiper Washer	5 065	SOCKET, Steering Tie Rod Outer	6 233
SEAT, A/C Compressor (Internal Parts)	3 172	SOCKET, Tail Lamp	2 694
SEAT, Main Cylinder Outlet Fitting	4 661	SOCKET, Windshield Wiper Transmission	16 063
SECTOR KIT, Ignition Switch Warning, Lock or Headlamp	2 185	SOLENOID, Fuel or Air Motor	3 314
SECTOR, Transfer Case	4 555	SOLENOID KIT, Transmission Solenoid	1 122
SENSOR, Emission Control Sensors	3 682	SOLENOID Throttle Control	3 440
SENSOR, Fuel Tank Meter	3 107	SPACER, cover pkg	17 507
SHACKLE, Rear Spring	7 523	SPACER, Body to Frame Bolt	9 023
SHACKLE UNIT, Front Spring	7 436	SPACER, Brake Hose or Pipe	4 681
SHAF, Air Conditioning	3 170	SPACER, Brake Pressure Regulator	4 690
SHAF, Air Distributor	3 785	SPACER, Differential Bearing Adjusting	5 537
SHAF, Differential Locking	5 517	SPACER, Differential Drive Pinion Front and Center Bearing	5 453
SHAFT, Front Axle	6 055	SPACER, End Gate Lock	17 138
SHAFT, Hydraulic Pump, Power Brake Booster	6 614	SPACER, End Gate Support	17 207
SHAFT, Oil Pump	1 638	SPACER, Engine Mounting	0 007
SHAFT, Propeller	5 544	SPACER, Front Axle	6 056
SHAFT, Rear Axle	5 420	SPACER, Front Spring	7 425
SHAFT, Stabilizer	7 241	SPACER, Fuel Pipe	3 167
SHAFT, Starter Motor Drive Shaft	2 108	SPACER, Generator Mounting	2 277
SHAFT, Steering Column	6 524	SPACER, Lower Sun Gear and Clutch	4 162
SHAFT, Steering Column Intermediate	6 526	SPACER, Mirror Rear View	16 069
SHAFT, Transfer Case	4 530	SPACER, Oil Pan Pump Suction	4 197
SHAFT, Transfer Case	4 555	SPACER, Platform Cross	17 405
SHAFT, Transmission Control	4 040	SPACER, Radiator	1 270
SHAFT, Transmission Input and Turbine Shaft	4 123	SPACER, Rear Spring	7 535
SHAFT, Transmission Mainshaft	4 172	SPACER, Rear Spring U Bolt	7 518
SHAFT, Transmission Parking Brake	4 234	SPACER, Spring Rebound (Front and Rear)	7 513
SHAFT, Transmission Planet	4 161	SPACER, Steering Gear	6 509
SHAFT, Transmission Planet	4 175	SPACER, Trailer and Camper	7 058
SHAFT, Transmission Throttle Valve	4 275	SPACER, Transfer Case	4 520
SHAFT, Valve Rocker Arm	0 355	SPACER, Transfer Case	4 525
		SPACER, Transfer Case	4 535
		SPACER, Transmission Mounting	4 081
		SPACER, Transmission Mounting	4 085

ALPHABETICAL INDEX

SPACER, Transmission Pressure Regulator and Oil Pump	4 216	STUJT, Parking Brake Lever	5.150
SPACER, Valve Rocker Arm	0 334	STUJT, Stowage Compartment	17 510
SPACER, Window Peg/Latch	16 270	STUC, A.C. Compressor Mounting	9.173
SPACER, Windshield Wiper Washer	16 083	STUD, Air Cleaner and Silencer	3.403
SPIDER, Differential Pinion	5 520	STUD, End Gate Support	17 202
SPINDLE KIT, Steering	6 020	STUD, Engine Air Cool Fan	1.053
SPINDLE, Steering	0 020	STUD, Engine Coolant Pump	1.079
SPRING, Accelerator Return Spring	3 459	STUD, Engine Lift	0 004
SPRING, Body Side Arm	16 570	STUD, Engine Valve Rocker Arm Cover	0 412
SPRING, Brake Adjuster	5 107	STUD, Exhaust Pipe	3 613
SPRING, Brake Hose or Pipe	4 081	STUD, Fuel Injector Pump	3 306
SPRING, Brake Pad or P.I. Block	4 039	STUD, Generator	2 317
SPRING, Brake Shoe Retractor	5 026	STUD, Generator Mounting	2 777
SPRING, Differential Pinion	5 520	STUD, Ignitor Switch Warning, Lock or Headlamp	2 195
SPRING, Door and End Gate Window	15 260	STUD, Intake & Exhaust Manifold	3 275
SPRING, Door Lock	15 325	STUD, Oil Pan	1 429
SPRING, Door Outside Handle	15 353	STUD, Power Brake Booster (Hydraulic)	4 805
SPRING, End Gate Lock	7 198	STUD, Steering Hydraulic Pump, Power Brake Booster	6 628
SPRING, End Gate Support	17 202	STUD, Steering Knuckle Lower Control Arm Pivot	6 174
SPRING, Engine Valve	0 303	STUD, Steering Knuckle Support	6 028
SPRING, Exhaust Pipe	3 613	STUD, Thermostat Housing	1 252
SPRING, Front Chassis	7 612	SUNSHADE, Sunshade	16.070
SPRING, Generator Brush	2 286	SUPPORT, A.C. Compressor Mounting	9 173
SPRING, Headlamp Adjuster	7 737	SUPPORT, Accelerator Linkage	3 454
SPRING, Head Hinge	8 013	SUPPORT, Battery	2 332
SPRING, Head Light	8 083	SUPPORT, Body Mounting	3 009
SPRING, Horn Button Blowing	2 819	SUPPORT, End Gate Support	17 202
SPRING, Ignition Switch Warning, Lock or Headlamp	2 195	SUPPORT, Engine Mounting	0 029
SPRING, Oil Pressure Regulator	1 638	SUPPORT, Exhaust Muffler	3 704
SPRING, Parking Brake Lever	5 151	SUPPORT, Exhaust Pipe	3 616
SPRING, Power Brake Booster (Hydraulic)	4 810	SUPPORT, Front End Bumper	1 763
SPRING, Rear	7 503	SUPPORT, Fuel Pipe	3 162
SPRING, Reverse Brake Band	4 246	SUPPORT, Fuel Tank Filter	1 003
SPRING, Seat Adjusting, Folding	16 682	SUPPORT, Fuel Tank Stone Shield	2 015
SPRING, Seat Back	16 725	SUPPORT, Hose (Radiator, Heater, A.C.)	1 186
SPRING, Seat Bottom, Back	15 716	SUPPORT, Lower Sun Gear and Gutch	4 182
SPRING, Side Marker and Hazard Flasher	2 575	SUPPORT, Mirror Rear View	16 089
SPRING, Speedometer and Odometer	9 761	SUPPORT, Pickup Box	13 090
SPRING, Starter Motor Brush	7 053	SUPPORT, Raditor	1 270
SPRING, Starter Motor Drive Shaft	2 108	SUPPORT, Seat	16 874
SPRING, Steering Column	6 571	SUPPORT, Spare Wheel	7 629
SPRING, Steering Gear Hydraulic Pump, Power Brake Booster	6 612	SUPPORT, Starter Motor Brush	2 052
SPRING, Steering Knuckle King Pin	6 203	SUPPORT, Steering Column	8 780
SPRING, Steering Shaft & Joint	6 526	SUPPORT, Stowage Compartment	17 510
SPRING, Transfer Lense	4 555	SUPPORT, Transmission Mounting	4 081
SPRING, Transfer Case Internal Shift Control	4 557	SWITCH, Back Up Lamp	2 690
SPRING, Transfer Case Shift Control	4 570	SWITCH, Coolant Temperature (Engine Unit)	1 150
SPRING, Transmission Clutch	4 116	SWITCH, Engine Fuel	3 890
SPRING, Transmission Control Indicator	4 022	SW TCH, Headlamp	2 438
SPRING, Transmission Control Lever	4 008	SW TCH, Headlamp Dimmer	2 459
SPRING, Transmission Control	4 042	SW TCH, Heater Control	0 952
SPRING, Transmission Parking Brake	4 250	SW TCH, Ignition Switch Warning, Lock or Headlamp	2 195
SPRING, Transmission Parking Brake	4 258	SW TCH, Ignitor Switch	2 198
SPRING, Transmission Pressure Regulator and Oil Pump	4 718	SW TCH, Oil Pressure or Temperature	1 800
SPRING, Transmission Servo & Accumulator	4 703	SW TCH, Parking Brake Alarm	4 589
SPRING, Transmission Shift Control Lever	4 027	SW TCH, Safety Light	9 773
SPRING, Turn Signal Switch Cancellation	2 596	SW TCH, Side Marker and Hazard Flasher	2 575
SPRING, Valve Rocker Shaft	0 376	SW TCH, Starter Motor	2 100
SPRING, Wheel Brake Cylinder or Caliper	4 565	SW TCH, Stop Lamp	2 447
SPRING, Wheel Cylinder Piston	4 565	SW TCH, Throttle Control (Electric)	4 057
SPRING, Windshield Wiper Motor	16 066	SW TCH, Throttle Control	3 440
SPRING, Windshield Wiper Washer	16 066	SW TCH, Transfer Case Shift Control	4 563
SPROCKET, Engine Camshaft	0 736	SW TCH, Turn Signal Lamp	2 885
SPROCKET, Engine Crankshaft	0 728	SW TCH, Windshield Wiper Electrical Parts	16 067
SPROCKET, Transfer Case	4 535	SW TCH, Windshield Wiper Motor	16 064
STARTER MOTOR, Starter	2 041	SWIVEL, Transfer Case External Shift Control	4 560
STATOR, Generator Field	2 310	SWIVEL, Transmission Control	4 037
STOF, End Gate Closing Support	17 225		
STRAP, Battery Negative and Engine Ground	2 341		
STRAP, Exhaust Pipe	3 818		
STRAP, Exhaust System Anchoring	3 709		
STRAP, Fuel Tank Mounting	3 022		
STRAP, Radio Static Suppression	9 883		
STRAP, Spare Wheel	7 629		
STRAP, Universal Joint Flange and Yoke	5 588		
STR KEE, Door Lock	16 325		
STR KEE, End Gate Lock	17 198		
STR KEE, Instrument Panel Compartment	18 110		
STR KEE, Seat	16 674		
STR KEE, Stop Lamp	2 447		

ALPHABETICAL INDEX

TRANSMISSION, Windshield Wiper	
Transmitter	16 063
TRAY, Ash Tray	16 120
TRAY, Battery	2 332
TR M, Seat Back	16 724
TR M, Seat Cushion	16 717
TRIMM ON, End Gear/Lines ng	17 208
TUBE, A.C. Compressor (Internal Parts)	9 132
TUBE, Crankcase	1 745
TUBE, Crankcase Vent Lator	1 762
TUBE, Heater Motor Cool	8 955
TUBF KIT, A.C. Compressor (Internal Parts)	9 132
TUBF KIT, Fuel Injector Pump	2 306
TUBE Oil Leak	1 516
TUBF, Steering Tie Rod, Inner	6 230
TUBE, Transmission Gearshift Control Shift	4 025
TUBE, Transmission Oil Filler	4 131

V

VALVE, A.C. Compressor (Internal Parts)	9 132
VALVE, A.C. Compressor Pressure Relief	9 138
VALVE, Air Distributor	9 786
VALVE, Air Inlet and Outlet	9 789
VALVE, Body Lock	16 520
VALVE, Brake Pressure Regulator	4 690
VALVE, Crankcase	1 745
VALVE, Exhaust	0 297
VALVE, Intake	0 296
VALVE KIT, Power Brake Booster (Hydraulic)	4 810
VALVE KIT, Steering Gear Hydraulic	6 540
VALVE KIT, Wheel Brake Cylinder or Caliper	4 066
VALVE, Oil Distributor	1 531
VALVE, Oil Filler	1 837
VALVE, Oil Pressure Regulator	1 609
VALVE, Steering Gear Hydraulic	6 540
VALVE, Steering Hydraulic Pump, Power Brake	
Booster	6 874
VALVE, Tire Valve And Cover Lock	5 971
VALVE, Transmission Control Valve	4 265
VALVE, Transmission Pressure Regulator and	
Oil Pump	4 216
VALVE, Transmission Vacuum	4 205
VALVE, Wheel Brake Cylinder or Caliper	4 066
VALVE, Windshield Defogger	9 719
VALVE, Windshield Wiper Washer	16 065
VENTILATOR, Front Door Window	16 112
VENTILATOR, Rear Axle	5 367
VENTILATOR, Transfer Case	4 510
VOLTMETER, Electrical Output	2 515

W

WASHER, Accessory Seat Belts	16 714
WASHER, Air Cleaner and Sencar	2 403
WASHER, Air Conditioning Hose	9 242
WASHER, Air Conditioning Outlet	9 262
WASHER, Body to Frame Bolt	9 023
WASHER, Brake Hose	4 671
WASHER, Brake Pedal	4 625
WASHER, Brake Shoe Adjusting	5 112
WASHER, Brake Shoe Hold Down	5 043
WASHER, Bumper Bar	7 874
WASHER, Differential Carrier	5 508
WASHER, Differential Pinion Thrust	5 542
WASHER, Differential Side Gear Thrust	5 543
WASHER, Differential Side	5 528
WASHER, Door Lock	6 335
WASHER, End Gate Lock	7 199
WASHER, End Gate Lock	7 224
WASHER, Engine Crankshaft Thrust	0 533
WASHER, Engine Crankshaft Pulley and	
Belt	0 662
WASHER, Engine Valve Rocker Arm Gear	0 413
WASHER, Fuel Injector Pump	3 326
WASHER, Generator Brush	2 291
WASHER, Generator Rotor Shaft	2 280
WASHER, Heater	9 609

WASHER, Hub or Drum (Front and Rear Wheel)	5 812
WASHER, Instrument Panel Fuel Gage	3 108
WASHER, Lower Sun Gear and Cush	4 162
WASHER, Oil Level	1 516
WASHER, Propeller Shaft Pinion Flange	5 595
WASHER, Propeller Shaft Pinion	5 545
WASHER, Radiator	1 770
WASHER, Rear Wheel Hub Adjusting Nut	5 830
WASHER, Seat Back	16 720
WASHER, Shock Absorber	7 347
WASHER, Spare Wheel	7 624
WASHER, Stabilizer Shaft	7 243
WASHER, Starter Motor Commutator End	7 067
WASHER, Starter Motor Drive Shaft	7 108
WASHER, Starter Motor Thrust	2 063
WASHER, Steering Column	5 518
WASHER, Steering Column	5 521
WASHER, Steering Knuckle Spindle	5 022
WASHER, Steering Shaft Lock (Anti-Theft)	6 500
WASHER, Steering Shaft U Joint	6 524
WASHER, Transfer Case	4 510
WASHER, Transfer Case	4 520
WASHER, Transfer Case	4 525
WASHER, Transfer Case	4 530
WASHER, Transfer Case	4 535
WASHER, Transfer Case Main Shaft	4 540
WASHER, Transmission Clutch	4 164
WASHER, Transmission Control	4 037
WASHER, Transmission Front Servo	4 226
WASHER, Transmission High Clutch	4 109
WASHER, Transmission Planet Carrier	4 176
WASHER, Transmission Planet	4 175
WASHER, Transmission Pressure Regulator and	
Oil Pump	4 216
WASHER, Transmission Rear Servo	4 241
WASHER, Transmission Shift Control Lever	4 027
WASHER, Valve Rocker Arm Shaft	0 349
WASHER, Windshield Wiper Motor	16 064
WEATHERSTRIP, Back Window & Rear Door	
Window	16 470
WEATHERSTRIP, Body Side Window	16 460
WEATHERSTRIP, End Gate Top and Bottom	17 185
WEATHERSTRIP, Roof Top and Top Side Panels	
and Garnish	16 585
WEATHERSTRIP, Side Door Opening	16 225
WEATHERSTRIP, Upper End Gate	17 190
WEATHERSTRIP, Windshield	16 040
WEDGE, End Gate Lock	17 198
WEIGHT, Wheel Balance	5 605
WHEEL, Front or Rear	5 603
WHEEL, Steering	5 513
W RE, Brake Pressure Indicator	4 874
W RE, Fuel Tank Gage	3 115
W RE, Generator	2 313
W RE, Seat	16 674
W RE, Seat Adjusting Fc ding	16 682
WRENCH, Wheel and Jack Wrench	3 621

Y

YOKE, Universal Joint and Power Divider	5 555
---	-------



ACCESSORY REFERENCE— PARTS LIST

The following alphabetical accessory listing has been incorporated into the catalog to further aid dealer parts personnel with an accessory reference parts list.

NOTES

ACCESSORIES

21.240	HEATER PKG. Engine Block(Group 1.152)
85.87 31 3 (6.2)l	996246 '2 75 HEATER PKG. ENG BLOCK

NOTES

GROUP 0.000

ENGINE — CLUTCH

ALPHABETICAL INDEX

A		G	
ARM, Engine Valve Rocker	Q 333	BASKET, Engine Cylinder Head	0 289
		BASKET KIT, Engine	0 310
		BASKET KIT, Engine Cylinder Head	0 289
		GEAR, Engine Flywheel	0 673
B		H	
BEARING, Engine Camshaft	Q 539		
BEARING, Engine Camshaft	Q 736		
BEARING KIT, Engine Connecting Rod	Q 616	HEAD, Engine Cylinder	0 269
BEARING KIT, Engine Crankshaft	Q 096		
BLOCK, Engine	Q 033		
BOLT, Engine Connecting Rod Cap	Q 623		
BOLT, Engine Cover Front	Q 206		
BOLT, Engine Crankshaft Pulley and Balancer	Q 662		
BOLT, Engine Cylinder Head	Q 233		
BOLT, Engine Main Bearing Cap	Q 055		
BOLT, Engine Mounting	Q 002		
BRACKET, Engine Lift	Q 004		
BRACKET, Engine Mounting	Q 029		
		K	
		KFY, Valve Stem	0 310
C		L	
CAMSHAFT, Engine	Q 513	LIFTER, Engine Valve	Q 459
CAP, Engine Valve Spring	Q 306		
CHA IN, Engine Timing	Q 724		
CLAMP, Engine Valve Lifter	Q 480		
COVER, Engine Cover Front	Q 706		
COVER, Engine Cylinder Head	Q 792		
COVER, Engine Valve Rocker Arm	Q 366		
COVER, Flywheel	Q 679		
CRANKSHAFT, Engine	Q 546		
		M	
		MOUNT, Engine	Q 027
D		N	
DAMPER, Engine Crankshaft	Q 559	NUT, Engine Connecting Rod Bolt	Q 626
		NUT, Engine Mounting	Q 002
E		P	
ENG IN, Engine	Q 033	PIN, Engine Cover Front	Q 206
ENG IN, Universal	Q 000	PIN, Engine Cylinder Head	Q 292
		PIN, Engine Flywheel	Q 669
		Piston, Engine	Q 629
		PLATE, Engine Valve Lifter	Q 480
		PLUG, Engine Block	Q 034
		PLUG, Engine Camshaft Bearing	Q 662
		PLUG, Engine Cylinder Head	Q 292
		PRECHAMBER, Engine Cylinder	Q 706
		PULLEY, Engine Crankshaft	Q 666
F			
FLYWHEEL, Engine Crankshaft	Q 666		

ALPHABETICAL INDEX

R

REINFORCEMENT, Engine Mounting ..	0 029
RETAINER, Engine Piston Pin ..	0 539
RETAINER, Engine Valve Rocker ..	0 313
RING, Engine Camshaft Sprocket ..	0 738
RING KIT, Engine Piston ..	0 543
ROD, Engine Piston ..	0 503
ROD, Engine Valve Push ..	0 426
ROTATOR, Engine Valve Spring ..	0 309

S

SCREW, Engine Cover Front ..	0 206
SEAL, Engine Crankshaft Front ..	0 213
SEAL, Engine Peer Main Bearing ..	0 137
SEAL, Engine Valve ..	0 308
SHAFT, Valve Rocker Arm ..	0 352
SHIELD, Engine Valve ..	0 308
SHIM, Engine Valve ..	0 302
SPACER, Engine Mounting ..	0 002
SPACER, Valve Rocker Arm ..	0 334
SPRING, Engine Valve ..	0 303
SPRING, Valve Rocker Shaft ..	0 376
SPROCKET, Engine Camshaft ..	0 736
SPROCKET, Engine Crankshaft ..	0 728
STUD, Engine Lift ..	0 204
STUD, Engine Valve Rocker Arm Cover ..	0 413
SUPPORT, Engine Mounting ..	0 029

V

VALVE, Exhaust ..	0 297
VALVE, Intake ..	0 296

W

WASHER, Engine Camshaft Thrust ..	0 533
WASHER, Engine Crankshaft Pulley and Balancer ..	0 652
WASHER, Engine Valve Rocker Arm Cover ..	0 413
WASHER, Valve Rocker Arm Shaft ..	0 349

8-CYLINDER ENGINE

0.000		ENGINE, Universal			
84	D1.3	14067734	1	4750.00	ENGINE, 6 2L (378 C.I.O.) (FJA)
85-86	D1.3	14067734	1	4750.00	ENGINE, 6 2L (378 C.I.O.) (OJA)
86-87	D1.3	14067734	1	4750.00	ENGINE, 6 2L (378 C.I.O.) (HJA)
0.002		BOLT-NUT-SPACER, Engine Mounting			
84-87	D1.3	460308	LH	1.90	BOLT, ENG MT(7/16-14X5 3/16)(300M)
84-87	D1.3	6262211	RH	.87	BOLT, ENG MT(1/37 14X5 00)
84-87	D1.3	6262212	2	.37	NUT, ENG MT FLG HD(7/16-14)
84-87	D1.3	14037861	2	1.85	SPACER, ENG MT BRKT
0.004		BRACKET-STUD, Engine Lift			
84-87	D1.3	14033946	1	8.95	BRACKET, ENG LIFT NG FRT
84-87	D1.3	14033947	1	2.75	BRACKET, ENG LIFT NG RR
84-86	D1.3	10035838	1	.85	STUD, ENG LIFTING FRT BRKT
84	D1.3	14033948	1	1.35	STUD, ENG LIFTING FRT BRKT
87	D1.3	22535073	1		STUD, ENG LIFTING FRT BRKT
0.010		GASKET KIT, Engine			
84-87	D1.3	14044938	1	3.75	GASKET KIT, ENG
0.027		MOUNT, Engine			
84-87	D1.3	459021	2	N L	MOUNT, ENG
0.029		BRACKET-REINFORCEMENT-SUPPORT, Engine Mounting			
84-87	D1.3	14037878	RH	12.85	BRACKET, ENG MT
84-87	D1.3	14055501	LH	18.50	BRACKET, ENG MT(FRM SH)
84-87	D1.3	14055502	RH	18.50	BRACKET, ENG MT(FRM SH)
84-87	D1.3	14071967	2	12.85	BRACKET, ENG MT(ENG SILH & RH)
84-87	D1.3	14072590	RH	3.90	REINFORCEMENT, ENG FRT SUPT
84-87	D1.3	14072598	1	47.50	SUPPORT, ENG FRT
0.033		BLOCK-ENGINE, Engine			
84-87	D1.3	14045059	1	1523.00	BLOCK, FITTED
84-87	D1.3	14045061	1	2199.00	ENGINE, PARTIAL
0.034		PLUG, Engine Block			
84-87	D1.3	461346	2	.26	PLUG, CYL & CASE OIL GAL HOLE (AT FRT)
0.066		BOLT, Engine Main Bearing Cap			
84-87	D1.3	14077192	10	1.35	BOLT, CR/SHE BRG CAP(OUTBOARD)
84-87	D1.3	14077196	10	1.45	BOLT, CR/SHE BRG CAP(INBOARD)
0.096		BEARING KIT, Engine Crankshaft			
84-87	D1.3	14063399	1	19.10	BEARING KIT, CR/SHE #3(STD)
84-87	D1.3	14063400	1	18.45	BEARING KIT, CR/SHE #3(.013 MM U S)
84-87	D1.3	14065001	1	18.45	BEARING KIT, CR/SHE #3(.026 MM U S)
84-87	D1.3	14065002	1	17.75	BEARING KIT, CR/SHE #5(STD)
84-87	D1.3	14065003	1	18.45	BEARING KIT, CR/SHE #5(.013 MM U S)
84-87	D1.3	14065004	1	18.45	BEARING KIT, CR/SHE #5(.026 MM U S)
84-87	D1.3	18009096	3	19.80	BEARING KIT, CR/SHE #1.2.4(STD)
84-87	D1.3	18009097	3	19.10	BEARING KIT, CR/SHE #1.2.4(.013MM U.S.)
84-87	D1.3	18009098	3	19.80	BEARING KIT, CR/SHE #1.2.4(.026MM U.S.)
0.137		SEAL, Engine Rear Main Bearing			
84	D1.3	14028939	2	1.55	SEAL, CR/SHE RR OIL
84-86	D1.3	23500417	2	8.75	SEAL, CR/SHE RR OIL
0.206		BOLT-COVER-PIN-SCREW, Engine Cover Front			
84-86	D1.3	14043380	3		BOLT, C/CASE FRT END (0.002)
86-87	D1.3	1635490	3	.26	BOLT, C/CASE FRT END(7.039)
84-87	D1.3	14044971	1	108.00	COVER, W/POINTER,C/CASE FRT END
84-87	D1.3	14022870	2	.62	PIN, C/CASE FRT END CVR
84-87	D1.3	14063948	2	.49	SCREW, T MING PHINTER 1/6X1X10 9 HPC)
0.213		SEAL, Engine Crankshaft Front			
84-87	D1.3	3860095	1	5.10	SEAL, CR/SHE FRT OIL
0.269		HEAD-PRECHAMBER, Engine Cylinder			
84-87	D1.3	14079304	7	508.00	HEAD, W/PRECHAMBER,CYL
84-87	D1.3	14067526	8	35.00	PRECHAMBER, CYL HO LWD(STD)

8-CYLINDER ENGINE

0.269		HEAD-PRECHAMBER, Engine Cylinder (Con't)			
85-87	D1, 3	14069540	8	35 00	PRECHAMBER, CYL HD LWR (254 MM O.S.)
0.289		GASKET-GASKET KIT, Engine Cylinder Head			
84-87	D1, 3	14066246	2	NL	GASKET, CYL HD (STD) 75 MM O.S.
84-87	D1, 3	14067690	1	NL	GASKET KIT, CYL HD (STD)
0.293		BOLT-COVER-PIN-PLUG, Engine Cylinder Head			
84-87	D1, 3	14077193	34	1 45	BOLT, CYL HD (0.056)
84-87	D1, 3	14045274	2	2 05	COVER, CYL HD W/AT JKT (W/O TAPPING HOLE)
84-87	D1, 3	3894327	4	40	PIN, CYL HD DOWEL
84-87	D1, 3	14025517	8	18	PLUG, CYL HD
84	D1, 3	14077163		32	PLUG, CUP
0.296		VALVE, Intake			
84-87	D1, 3	14033927	8	17 45	VALVE, INT (STD)
84-87	D1, 3	14050658	8	18 05	VALVE, INT (089 MM O.S.)
84-87	D1, 3	14050659	8	18 05	VALVE, INT (394 MM O.S.)
0.297		VALVE, Exhaust			
84-87	D1, 3	14033928	8	35 50	VALVE, EXH (STD)
84-87	D1, 3	14050661	8	36 75	VALVE, EXH (089 MM O.S.)
84-87	D1, 3	14050662	8	36 75	VALVE, EXH (394 MM O.S.)
0.303		SHIM-SPRING, Engine Valve			
84-87	D1, 3	14003968	16	5 1	SHIM, VLV SPR
84-87	D1, 3	14025512	16	3 20	SPRING, W/ DAMPER, VLV
0.308		SEAL-SHIELD, Engine Valve			
84-87	D1, 3	3835333	16	NL	SEAL, VLV STEM OIL
84-87	D1, 3	14025515	16	1 35	SHIELD, VLV STEM OIL
0.309		CAP-ROTATOR, Engine Valve Spring			
84-87	D1, 3	14003974	8	93	CAP, INL VLV SPR
84-87	D1, 3	14042575	8	4 40	ROTATOR, EXH VLV
0.310		KEY, Valve Stem			
84-87	D1, 3	3947770	37	38	KEY, VLV STEM
0.333		ARM-RETAINER, Engine Valve Rocker			
84	D1, 3	14022634	16	6 50	ARM, W/BSHG VLV RKR
85-87	D1, 3	23500074	16	7 10	ARM, VLV RKR
84-87	D1, 3	14057296	8	58	RETAINER, VLV RKR ARM SHF
85-87	D1, 3	23500076	16	47	RETAINER, VLV RKR ARM
0.334		SPACER, Valve Rocker Arm			
84	D1, 3	14057297	6	19	SPACER, VLV RKR ARM
0.349		WASHER, Valve Rocker Arm Shaft			
84	D1, 3	14028982	8	80	WASHER, VLV RKR ARM SHF (M22X29X.38)
84	D1, 3	14028983	8	81	WASHER, VLV RKR ARM SHF (M22X35X1.0)
0.353		SHAFT, Valve Rocker Arm			
84	D1, 3	14033822	4	15 85	SHAFT, VLV RKR ARM
85-87	D1, 3	23500075	4	15 85	SHAFT, VLV RKR ARM
0.376		SPRING, Valve Rocker Shaft			
84	D1, 3	14028981	4	89	SPRING, VLV RKR ARM SHF
0.386		COVER, Engine Valve Rocker Arm			
84-87	D1, 3	14024233	2	24 85	COVER, VLV RKR
0.413		STUD-WASHER, Engine Valve Rocker Arm Cover			
84-87	D1, 3	14033818	9	1 05	STUD, VLV RKR CVR
84-87	D1, 3	580379	AR	42	WASHER, VLV RKR CVR (4 Q37)
0.426		ROD, Engine Valve Push			
84-87	D1, 3	14057232	16	4 35	ROD, PUSH
0.459		LIFTER, Engine Valve			
84-87	D1, 3	5234630	16	NL	LIFTER, VLV (ROLLER) (STD)
84-87	D1, 3	5234906	16	52 00	LIFTER, VLV (ROLLER) (010 D.S.)

8-CYLINDER ENGINE

0.480		CLAMP-PLATE, Engine Valve Lifter			
84-87	D1.3	14022640	4	1.90	CLAMP, HYD VLV LIFTER GUIDE UPR PLT
84-87	D1.3	14077148	8	2.50	PLATE, HYD VLV LIFTER GUIDE UPR
0.519		CAMSHAFT, Engine			
84-87	D1.3	14066308	1	384.00	CAMSHAFT,
0.533		WASHER, Engine Camshaft Thrust			
84-87	D1.3	459948	1	45	WASHER, CM/SHF IM12.2 X 26 X 3.38)
					(0.002)
84-87	D1.3	14022648	1	2.20	WASHER, CM/SHF(M12.2 X 48 X 6) . . .
0.539		BEARING, Engine Camshaft			
84-87	D1.3	14048453	1	17.45	BEARING, CM/SHF #1
84-87	D1.3	14048454	1	17.45	BEARING, CM/SHF #2
84-87	D1.3	14048455	1	17.45	BEARING, CM/SHF #3
84-87	D1.3	14048456	1	17.45	BEARING, CM/SHF #4
84-87	D1.3	14048457	1	17.45	BEARING, CM/SHF #5
0.553		PLUG, Engine Camshaft Bearing			
84-87	D1.3	3999200	1	45	PLUG, CM/SHF
0.603		ROD, Engine Piston			
84-87	D1.3	14025523	8	70.50	ROD, CONN
0.616		BEARING KIT, Engine Connecting Rod			
84-87	D1.3	18069094	8	11.55	BEARING KIT, CONN ROD(STD)
84-87	D1.3	18069095	1	12.25	BEARING KIT, CONN ROD(025 MM U.S.)
0.623		BOLT, Engine Connecting Rod Cap			
84-87	D1.3	14025525	16	1.80	BOLT, CONN ROD
0.626		NUT, Engine Connecting Rod Bolt			
84-87	D1.3	14025527	16	51	NUT, CONN ROD
0.629		PISTON, Engine			
84	D1.3	14078401	8	81.00	PISTON, W/PIN(STD)(100 914-100 940)
84	D1.3	14078402	8	81.00	PISTON, W/PIN (STD HI LIMIT) (100 940-100 965)
84	D1.3	14078403	8	81.00	PISTON, W/PIN (0.75MM O.S.) (101 651-101 676)
85-87	D1.3	23500391	8	76.75	PISTON, W/PIN(STD)(100 914-100 940)
85-87	D1.3	23500392	8	76.75	PISTON, W/PIN (STD HI LIMIT) (100 940-100 965)
85-87	D1.3	23500393	8	76.75	PISTON, W/PIN (0.75MM O.S.) (101 651-101 676)
0.639		RETAINER, Engine Piston Pin			
84	D1.3	14025531	16	45	RETAINER, PISTN PIN
85-87	D1.3	23500298	16	45	RETAINER, PISTN PIN
0.643		RING KIT, Engine Piston			
84	D1.3	14050718	8	24.55	RING KIT (STD)
84	D1.3	14050719	8	24.55	RING KIT (0.75 MM O.S.)
85-86	D1.3	15537017	8		RING KIT (STD)
85-87	D1.3	15537018	8	N.L.	RING KIT (STD)
85-87	D1.3	15537020	8	24.55	RING KIT (0.75 MM O.S.)
0.645		CRANKSHAFT, Engine			
84-87	D1.3	23500245	1	445.00	CRANKSHAFT,
0.659		DAMPER-PULLEY, Engine Crankshaft			
84-87	D1.3	14022671	1	53.25	DAMPER, TORSIONAL
84-87	D1	14067703	1	25.50	PULLEY, CR/SHF (3 GROOVES, 199 8MM)
					(CCB)
84-87	D3 W/Y5F	14067703	1	25.50	PULLEY, CR/SHF (3 GROOVES, 199 8MM)
					(CCB)
84-87	D3 W/Y5G	14067702	1	41.00	PULLEY, CR SHF (4 GROOVES, 199 8MM)
					(CCB)
0.662		BOLT-WASHER, Engine Crankshaft Pulley and Balancer			
84-87	D1.3	14022672	1	1.65	BOLT, TORSIONAL DAMPER
84-87	D1.3	14022673	1	2.30	WASHER, TORSIONAL DAMPER BOLT . . .
0.666		FLYWHEEL, Engine Crankshaft			
84-87	D1.3	14077157	1	84.00	FLYWHEEL,

8-CYLINDER ENGINE

0.669		PIN, Engine Flywheel			
NOTE FOR FLYWHEEL BOLTS ALSO SEE STANDARD PARTS CATALOG					
84.87	D1.3	3701679	1	40	PIN, FLYWHI DOWEL
0.673		GEAR, Engine Flywheel			
84.87	D1.3	14077156	1	28.25	GEAR, FLYWHI RING
0.679		COVER, Flywheel			
84.86	D1.3	14036187	1	84.50	COVER, TRANS CONVR
87	D1.3	16522022	1	25.50	COVER, TRANS CONVR
0.724		CHAIN, Engine Timing			
84.87	D1.3	14022647	1	37.25	CHAIN, CM/SHF TIMING
0.728		SPROCKET, Engine Crankshaft			
84.87	D1.3	14022648	1	30.00	SPROCKET, CR/SHF
0.736		BEARING-SPROCKET, Engine Camshaft			
84.87	D1.3	14022644	1	11.75	BEARING, CM/SHF THRUST
84.87	D1.3	14022645	1	40.75	SPROCKET, CM/SHF
0.738		RING, Engine Camshaft Sprocket			
84.87	D1.3	14022643	1	4.00	RING, CM/SHF SPKT SPCK

GROUP 1.000

COOLANT — GRILLE OIL SYSTEMS

ALPHABETICAL INDEX

B

BAFFLE, Vent. Air Outlet	1 780
BELT, Drive Belts	1 266
BOLT, Engine Coolant	1 153
BOLT, Engine Oil Pump	1 652
BOLT, Oil Pan	1 428
BOLT, Thermostat Housing	1 252
BRACKET, Crankcase	1 745
BRACKET, Engine Coolant Recovery	1 240
BRACKET, Engine Oil Cooler	1 540
BRACKET, Oil Pump	1 658
BRACKET, Radiator	1 270
BRACKET, Radiator Support Mounting	1 274

C

CAP, Crankcase Oil Filler	1 758
CAP, Engine Coolant Recovery	1 240
CAP, Oil Level	1 516
CAP, Radiator Filler	1 203
CAMP, Crankcase Ventilation	1 782
CAMP, Engine Oil Cooler	1 540
CAMP, Hose (Radiator Heater, A.C.)	1 166
CAMP, Oil Filler Tube	1 750
CAMP, Oil Pump	1 639
CLIP, Engine Oil Cooler	1 540
CLIP, Front End Bumper	1 263
CLUTCH, Engine Air Cool Fan	1 350
CONNECTOR, Crankcase	1 745
CONNECTOR, Oil Filter	1 655
COVER, Oil Pump	1 723
COVER, Thermostat	1 251
CUSHION, Radiator	1 270

F

FAN, Engine Cooling	1 064
FILTER, Oil Filter	1 936
FITTING, Engine Oil Cooler	1 540
FITTING, Oil Pressure Gage (Dash)	1 803
FITTING, Oil Pump	1 656

G

GASKET, Engine Coolant Outlet	1 154
GASKET, Engine Coolant Pump	1 078
GASKET, Oil Pan Drain Plug	1 450
GASKET, Thermostat Housing	1 252
GRILLE, Radiator Grille	1 286
GROMMET, Crankcase	1 745
GUARD, Rad. Air Grille	1 266

H

HEATER, Engine Coolant Warmer	1 152
HOSE, Crankcase	1 745
HOSE, Engine Oil Cooler	1 540
HOSE, Radiator Inlet (Upper)	1 159
HOSE, Radiator Outlet (Lower)	1 173
HOUSING, Thermostat	1 251

I

INDICATOR, Oil Level	1 516
INSULATOR, Engine Oil Cooler	1 540

M

MODULE, Radiator Filter	1 203
MOLDING, Front End Bumper	1 263

N

NUT, Engine Coolant Recovery	1 240
------------------------------	-------

O

OUTLET, Engine Coolant	1 153
------------------------	-------

P

PAD, Radiator	1 270
PAN, Engine Oil	1 428
PANFL, Front End Bumper	1 263
PANFL, Radiator	1 270
PIN, Oil Pressure Regulator	1 809
PIPE, Engine Oil Cooler	1 540
PLATE, Engine Coolant Pump	1 113
PLUG, Engine Oil Cooler	1 540
PLUG, Oil Pan Drain	1 453
PLUG, Oil Pressure Regulator	1 809
PROBE, Radiator Filter	1 203
PROTECTOR, Hose (Radiator Heater, A.C.)	1 166
PULLEY, Fan and Coolant Pump	1 082
PUMP KIT, Engine Coolant Pump	1 069
PUMP KIT, Engine Oil Pump	1 652

ALPHABETICAL INDEX

R

RADIATOR, Engine Cooling	1 719
RESERVOIR, Engine Coolant Recovery	1 740
RETAINER, Oil Pump	1 639
RETAINER, Radiator	1 270

S

SCREEN, Oil Pump	1 658
SCREW, Fan and Coolant Pump	1 062
SCREW, Radiator Baffle and Shroud	1 276
SEAL, Engine Oil Cooler	1 550
SEAL, Oil Pan	1 425
SHAFT, Oil Pump	1 639
SHROUD, Radiator Fan	1 277
SPACER, Radiator	1 270
SPRING, Oil Pressure Regulator	1 609
STUD, Engine Air Cool Fan	1 050
STUD, Engine Coolant Pump	1 079
STUD, Oil Pan	1 428
STUD, Thermostat Housing	1 252
SUPPORT, Front End Bumper	1 262
SUPPORT, Hose (Radiator, Heater A/C)	1 186
SUPPORT, Radiator	1 270
SWITCH, Coolant Temperature (Engine Unit)	1 150
SWITCH, Oil Pressure or Temperature	1 800

T

THERMOSTAT, Engine Coolant Temperature	1 246
TUBE, Crankcase	1 745
TUBE, Crankcase Ventilation	1 762
TUBE, Oil Level	1 516

V

VALVE, Crankcase	1 745
VALVE, Oil Distribution	1 531
VALVE, Oil Filter	1 837
VALVE, Oil Pressure Regulator	1 609

W

WASHER, Oil Level	1 516
WASHER, Radiator	1 270

COOLING-GRILLE-OIL SYSTEM

1.050		CLUTCH-STUD, Engine Air Cool Fan			
84-87	D1, 3	14032395	1	143 00	CLUTCH, FAN BLADE(AW)
84-87	D1, 3	14061661	4	.40	STUD, FAN BLADE CLU
1.062		PULLEY-SCREW, Fan and Coolant Pump			
84-87	D1	14067704	1	27 25	PULLEY, FAN & W/PUMP(CCD)
84-87	D3 W/Y5F	14067704	1	27 25	PULLEY, FAN & W/PUMP(CCD)
84-87	D3 W/Y5G	14067705	1	29 00	PULLEY, FAN & W/PUMP(CCF)
84-87	D1, 3	14020698	4	28	SCREW, W/LOCKWASHER, FAN BLADE (2 042)
1.084		FAN, Engine Cooling			
84-87	D1, 3	14077928	1	N L	FAN (5 BLADES, 500 3MM)
1.066		BELT, Drive Belts			
84-86	D1	15599207	LH	N L	BELT, FAN & GEN
84-86	D1	15599208	RH	N L	BELT, FAN & GEN
84-86	D1, 3	14050459	1	8 35	BELT, FAN & P/B DOOSTER PUMP (7/16 X 45 1/2) (VZ)
84-86	D3 W/Y5E	15599207	LH	N L	BELT, FAN & GEN
84-86	D3 W/Y5E	15599208	RH	N L	BELT, FAN & GEN
84-86	D3 W/Y5G	15599206	H-H	7 95	BELT, FAN & GEN(1/2 X 58)
84-86	D3 W/Y5G	15599206	R-H	7 95	BELT, GEN(1/2 X 5 1/2)
1.069		PUMP KIT, Engine Coolant Pump			
85-88	D1, 3	23500133	1	115 00	PUMP KIT,
1.079		GASKET-STUD, Engine Coolant Pump			
84-87	D1, 3	14024209	1	1 45	GASKET, COOLANT PUMP PLT
84-87	D1, 3	14045263	2	1 50	STUD, COOLANT PUMP & PLATE (M8X1 25X25/M8X1 25X16 75)
84-87	D1, 3	14071080	3	1 05	STUD, COOLANT PUMP (TO CYL & CASE) (M10X1 5)
1.113		PLATE, Engine Coolant Pump			
84-87	D1, 3	14024208	1	31 75	PLATE, WATER PUMP BACKING
1.150		SWITCH, Coolant Temperature (Engine Unit)			
84-87	D1, 3	25035317	1	9 30	SWITCH, CLNT TEMP IND (3/8 18 TPD, 1 BLADE TERM)
1.152		HEATER, Engine Coolant Warmer			
85-86	D1, 3 (6 2J)	742211	1	16 35	HEATER, ENG BLK
1.153		BOLT-OUTLET, Engine Coolant			
84-87	D1, 3	14058185	2	37	BOLT, CLNT OTLT/M10X1 5X35I
84-87	D1, 3	14028918	1	6 55	OUTLET, COOLANT
1.154		GASKET, Engine Coolant Outlet			
84-87	D1, 3	14028916	1	9'	GASKET, COOLANT OTLT
1.159		HOSE, Radiator Inlet (Upper)			
84-87	D1, 3	14038744	1	10 10	HOSE, RAD INL
1.166		CLAMP-PROTECTOR-SUPPORT, Hose (Radiator, Heater, A.C.)			
84-87	D1, 3	3691758	AR	37	CLAMP, FUEL DRN DK HOSE
84-87	D1, 3	15599297		2 95	CLAMP, RAD INL HOSE
84-86	D1, 3	22518868	AR	84	CLAMP, HEX HO WORM (13 3MM TO 5/2MM)
84-87	D1, 3	14000217	1	74	PROTECTOR, RAD OTLT HOSE
84-87	D1, 3	14036778	1	63	SUPPORT, RAD HOSE
1.173		HOSE, Radiator Outlet (Lower)			
84-87	D1, 3	14067763	1	11 30	HOSE, RAD OTLT
1.203		CAP-MODULE-PROBE, Radiator Filler			
84-87	D1, 3	6410785	1	N L	CAP, RAD FIL
84	D1, 3	14047829	1	10 45	MODULE, COOLANT LVL SEN
85-87	D1, 3	15591138	1	12 80	MODULE, LOW ENGINE COOL IND CA10R
84-87	D1, 3	358375	1	3 15	PROBE, CLNT LVL SEN
1.219		RADIATOR, Engine Cooling			
84-87	D1	3053691	1	413 00	RADIATOR (CODES H5, R1)
84	D3	3053692	1	468 00	RADIATOR (CODE RY)
85-87	D3	3053692	1	468 00	RADIATOR (CODE Y3, Y4)

COOLING-GRILLE-OIL SYSTEM

1.240		BRACKET-CAP-NUT-RESERVOIR, Engine Coolant Recovery		
84-87	D1, 3	14072426	1 2 45	BRACKET, COOLANT RECOVERY TK(I, PR)
84-87	D1, 3	14072427	1 1 40	BRACKET, COOLANT RECOVERY TK(I, WR)
84-87	D1, 3	14011945	1 1 40	CAP, COOLANT RECOVERY 1K
84-87	D1, 3	3792287	AS	NUT, CLNT RCVY RESVR BRKT(3 704)
84-87	D1, 3	15595742	1 7 00	RESERVOIR, COOLANT RECOVERY
1.246		THERMOSTAT, Engine Coolant Temperature		
84-87	D1, 3	14077122	1 5 80	THERMOSTAT
1.251		COVER-HOUSING, Thermostat		
84-87	D1, 3	14028949	1 7 80	COVER, CYL HD WAT JKT
84-85	D1, 3	14028917	1 5 6 75	HOUSING, WAT C/OVR & THERM
85	D1, 3	23500366	1 5 6 75	HOUSING, WAT C/OVR & THERM
1.252		BOLT-GASKET-STUD, Thermostat Housing		
84-85	D1, 3	14043380	7	BOLT, WAT C/OVR & THERM (O 002)
85-87	D1, 3	1835490	7 26	BOLT, WAT C/OVR & THERM (7 039)
84-87	D1, 3	14028951	2 48	GASKET, WAT C/OVR & THERM HSG
84-86	D1, 3	10035836	1 65	STUD, CYL HD WAT JKT CVR(O 004)
84-86	D1, 2	10035836	7 65	STUD, CLNT C/OVR & THERM HSG(O 004)
84	D1, 3	14033946	1 1 35	STUD, CYL HD WAT JKT CVR(O 004)
87	D1, 3	22535073	1	STUD, CYL HD WAT JKT CVR(O 004)
1.283		CLIP-MOLDING-PANEL-SUPPORT, Front End Bumper		
84-87	D1, 3	14072850	2 80	CLIP, F/END PNL MLDG
84-87	D1, 3	15599285	1 18 48	MOLDING, F/END SHI MII C/H PNL
84-87	D1, 3	15599286	1 14 68	MOLDING, F/END PNL
84-87	D1, 3	14043880	1 87 45	PANEL, F/END
84-87	D1, 3	14021243	1 3 70	SUPPORT, F/END SH METAL
1.286		GRILLE-GUARD, Radiator Grille		
84-85	D1, 3	14072367	1 152 00	GRILLE, RAD
86-87	D1, 3	15564916	1	GRILLE, RAD
84-87	D1, 3	14072488	1 172 00	GUARD, PAD GRL
1.270		BRACKET-CUSHION-PAD-PANEL-RETAINER-SPACER-SUPPORT-WASHER, Radiator		
84-87	D1, 3	14039949	LI 2 35	BRACKET, RAD MT(UPR)
84-87	D1, 3	14039950	RII 2 00	BRACKET, RAD MT(UPR)
84-87	D1, 3	15597800	2 5 80	CUSHION, RAD SUPT UPR(9.023)
84-86	D1, 3	15597829	2 2 10	CUSHION, RAD SUPT LWR(9.023)
84-87	D1, 3	8284100	2 1 05	PAD, RAD MT(78.3 MM CUTOUT)
84-87	D1, 3	14039948	1 4 55	PANEL, RAD JPF MT
84-87	D1, 3	14027472	2 2 55	RETAINER, RAD SUPT CUSH(9.011)
84	D1	14002111	2 4 20	SPACER, RAD SUPT UPR(9.023)
84-87	D1, 3	15522682	1 109.25	SUPPORT, RAD(COMPL)
84-87	D1, 3	14048809	2 E'	WASHER, PAD SUPT
1.274		BRACKET, Radiator Support Mounting		
84-87	D1, 3	14029193	2 6 30	BRACKET, RAD SUPT
1.276		SCREW, Radiator Baffle and Shroud		
84-87	D1, 3	1823205	4 45	SCREW, PAD FAN SHRD (C 4 13)
1.277		SHROUD, Radiator Fan		
84-87	D1, 3	15522697	1 32 50	SHROUD, RAD FAN
1.426		PAN, Engine Oil		
84-87	D1, 3	14081849	1 84 75	PAN, OIL
1.428		BOLT-STUD, Oil Pan		
84-86	D1, 3	14033828	2 33	BOLT, OIL PAN(M8X1.25X16)
84-87	D1, 3	14033289	1 55	STUD, OIL PAN(34.7MM)
1.429		SEAL, Oil Pan		
84-87	D1, 3	14022683	1 2 95	SEAL, OIL PAN RP
1.453		PLUG, Oil Pan Drain		
84-87	D1, 3	23011420	1 3 15	PLUG, OIL PAN DRN
1.456		GASKET, Oil Pan Drain Plug		
84-87	D1, 3	14078550	1 48	GASKET, OIL PAN DRN SCR
1.516		CAP-INDICATOR-TUBE-WASHER, Oil Level		
85-87	D1, 3	15599984	1 7 30	CAP, ENG OIL SAMPLING VALVE

COOLING-GRILLE-OIL SYSTEM

1.516		CAP-INDICATOR-TUBE-WASHER, Oil Level		{Con't}	
84-87	D1, 3	14050523	1	4.25	INDICATOR, OIL LVL
84-87	D1, 3	14045208	1	4.25	TUBE, OIL LVL IND
84-87	D1, 3	14038397	1	.42	WASHER, OIL LVL IND TUBE BRKT(7/347)
1.531		VALVE, Oil Distribution			
85-87	D1, 3	15599983	1	3.55	VALVE, ENG FLUID SAMPLING(4/200)
1.540		BRACKET-CLAMP-CLIP-FITTING-HOSE-INSULATOR- PIPE-PLUG, Engine Oil Cooler			
84-87	D1, 3	14061348	1	2.05	BRACKET, ENG OIL CLR HOSE CLIP
84-87	D1, 3	14061352	2	.92	CLAMP, ENG OIL CLR HOSE
84-87	D1, 3	14036794	1	1.15	CLIP, ENG OIL CLR HOSE
84-87	D1, 3	14047899	1	.64	CLIP, ENG OIL CLR PIPE(2/343)
84-87	D1, 3	14055686	2	3.95	FITTING, ENG OIL CLR HOSE (3/4, 10X3-8-18)
84-87	D1	14061348	1	54.75	HOSE, ENG OIL CLR INL
84-87	D1	14061347	1	54.75	HOSE, ENG OIL CLR OTLT
84-87	D3 W/Y5A, Y5C, Y5Q, Y5R	14061348	1	54.75	HOSE, ENG OIL CLR INL
84-87	D3 W/Y5A, Y5C, Y5Q, Y5R	14061347	1	54.75	HOSE, ENG OIL CLR OTLT
84-87	D3 W/Y5B	14063336	1	54.75	HOSE, ENG OIL CLR INL
84-87	D3 W/Y5B	14063337	1	54.75	HOSE, ENG OIL CLR OTLT
87	D1	15548901	1	35.00	HOSE, ENG OIL CLR INL
87	D1	15548902	1	54.75	HOSE, ENG OIL CLR OTLT
87	D3 W/Y5A, Y5C, Y5Q, Y5R	15548901	1	35.00	HOSE, ENG OIL CLR INL
87	D3 W/Y5A, Y5C, Y5Q, Y5R	15548902	1	54.75	HOSE, ENG OIL CLR OTLT
84-87	D1, 3	14061350	1	.21	INSULATOR, ENG OIL CLR HOSE CLIP
84-87	D1, 3	14061344	1	5.75	PIPE, ENG OIL CLR INL(LOWER ON RAD)
84-87	D1, 3	14061345	1	5.75	PIPE, ENG OIL CLR OUT(UPPER ON RAD)
84-87	D1, 3	14065310	1	.56	PLUG, CYL & CASE (OIL CLR)(7/8)
1.550		SEAL, Engine Oil Cooler			
84-87	D1, 3	14055585	6	.71	SEAL, ENG OIL CLR INL/OTLT HOSE & PIPE
1.609		PIN-PLUG-SPRING-VALVE, Oil Pressure Regulator			
84-87	D1, 3	838839	1	.11	PIN, OIL PRESS REG VLV SPR STOP
84-87	D1, 3	3704871	1	.91	PLUG, OIL PRESS REG VLV SPR STOP
84-87	D1, 3	360582	1	.74	SPRING, OIL PRESS REG VLV
84-87	D1, 3	3702366	1	1.40	VALVE, OIL PRESS REG
1.639		CLAMP-RETAINER-SHAFT, Oil Pump			
84-87	D1, 3	14022650	1	1.90	CLAMP, OIL DR & VAC PUMP
84-87	D1, 3	477249	1	1.05	RETAINER, DISTR TO OIL PUMP INTER SHF
84-87	D1, 3	14022699	1	3.10	SHAFT, OIL PUMP INTER TO VAC PUMP
1.652		BOLT-PUMP KIT, Engine Oil Pump			
84-87	D1, 3	14028914	1	1.30	BOLT, OIL PUMP & SCREEN
84-87	D1, 3	14079426	1	89.00	PUMP KIT, OIL
1.656		BRACKET-FITTING-SCREEN, Oil Pump			
85-87	D1, 3	15599988	1	5.75	BRACKET, OIL SAMPLING VLV
85-87	D1, 3	15599987	1	9.20	FITTING, ENG OIL SAMPLING VLV PIPE
84-87	D1, 3	14077182	1	1.90	SCREEN, OIL PUMP
1.723		COVER, Oil Pump			
84-87	D1, 3	14028976	1	22.10	COVER, O/PUMP
1.745		BRACKET-CONNECTOR-GROMMET-HOSE-TUBE-VALVE, Crankcase			
84-87	D1, 3	14067733	1	2.65	BRACKET, C/CASE DEPR REG VLV
84-87	D1, 3	14050445	2	1.45	CONNECTOR, C/CASE DEPR REG VLV TUBE (L-SHAPED)
84-87	D1, 3	14050446	1	3.20	CONNECTOR, C/CASE DEPR REG VLV TUBE (F-SHAPED)
84-87	D1, 3	14028942	1	1.25	GROMMET, OIL SEPARATOR
84-87	D1, 3	14067732	1	12.85	HOSE, C/CASE DEPR REG VLV
84-87	D1, 3	14050442	1	2.85	TUBE, C/CASE DEPR REG VLV(276.5MM)
84-87	D1, 3	14050443	1	1.00	TUBE, C/CASE DEPR REG VLV(478.1MM)
84-87	D1, 3	14050444	2	1.50	TUBE, C/CASE DEPR REG VLV (40 / MM LONG)
84-87	D1, 3	25042462	1	31.85	VALVE, CR/CASE DEPR REG (COVER)
1.750		CLAMP, Oil Filler Tube			
84-87	D1, 3	14050441	1	.70	CLAMP, C/CASE DEPR REG VLV TUBE

COOLING-GRILLE-OIL SYSTEM

1.758		CAP, Crankcase Oil Filler			
84-87	DI. 3	25080118	1	2' 00	CAP. OIL FIL(TYPE FC106)
1.762		CLAMP-TUBE, Crankcase Ventilation			
85-87	DI. 3	1823010	6	26	CLAMP. C/CASE DEPR REG VLV CONN (24 TO 27.7MM)
85-87	DI. 3	10019738	1	53	CLAMP. C/CASE DEPR REG VLV HOSE (31.5 TO 36MM)
84-87	DI. 3	14071059	1	11 90	TUBE. C/CASE VENT & OIL FIL
1.780		BAFFLE, Ventilator Outlet			
84-87	DI. 3	14033820	1	3 70	BAFFLE. C. CASE VENT
1.800		SWITCH, Oil Pressure or Temperature			
84-87	DI. 3	3816935	1	NL	SWITCH. OIL PRESS
1.803		FITTING, Oil Pressure Gage (Dash)			
84-87	DI. 3	14040817	1	3 25	FITTING. OIL PRESS SENDER
1.836		FILTER, Oil Filter			
84-87	DI. 3	6438384	1	NL	FILTER. OIL(P#35)
1.837		VALVE, Oil Filter			
84-87	DI. 3	25011208	1	4 23	VALVE. OIL FLTR BY PASS
84-87	DI. 3	25011208	1	3 04	VALVE. OIL CLR BY PASS
1.855		CONNECTOR, Oil Filter			
84-86	DI. 3	14022700	1	2 15	CONNECTOR. OIL FLTR

GROUP 2.000

CHASSIS ELECTRICAL SYSTEMS

ALPHABETICAL INDEX

A

ACTUATOR, Stop Lamp	2 447
ADAPTER, Side Marker and Hazard Flasher	2 575
ARMATURE, Starter Motor	2 043
ARM, Turn Signal Lamp	2 895

B

BEARING, Generator Commutator End Frame	2 205
BEARING, Generator Drive End	2 306
BEARING, Starter Motor Drive End	2 093
BEZEL, Headlamp	2 728
BLOCK, Battery(Positive)	2 342
BOARD, Wiring Junction	2 483
BOLT, Battery Cable	2 343
BOLT, Battery Hold Down	2 234
BOLT, Generator Mounting	2 277
BOLT, Generator Thru	2 318
BOLT, Starter Motor	2 042
BOLT, Starter Motor Shoe	2 077
BOOT, Generator	2 313
BOOT, Starter Motor Drive Shaft	2 108
BOX, Wiring Junction	2 483
BRACE, Generator	2 317
BRACE, Starter Motor	2 042
BRACKET, Battery Booster	2 340
BRACKET, Chassis Electric	2 440
BRACKET, Chassis Wiring Harness	2 559
BRACKET, Generator	2 317
BRACKET, Generator Mounting	2 277
BRACKET, Side Marker and Hazard Flasher	2 575
BRACKET, Tail Lamp Lens	2 892
BRACKET, Voltage and Glow Plug	2 510
BRACKET, Wiring Junction	2 483
BRIDGE, Generator Output	2 319
BRUSH, Generator Brush	2 291
BRUSH, Starter Motor	2 051
BUSHING, Generator Commutator End Frame	2 299
BUSHING, Horn Button Blowing	2 819
BUSHING, Starter Motor Commutator End	2 067
BUSHING, Starter Motor Drive End	2 083
BUTTON, Side Marker and Hazard Flasher	2 575

C

CABLE, Battery(Positive)	2 342
CABLE, Battery Negative and Engine Ground	2 341
CAM, Turn Signal Switch Cancelling	2 896
CAPACITOR, Generator Output	2 319
CAP, Generator Brush	2 201
CAP, Horn Button	2 870
CAPSULE, Headlamp(Inboard)	2 773
CLAMP, Chassis Wiring Harness	2 559
CLIP, Battery Cable	2 343
CLIP, Chassis Wiring Harness	2 559
CLIP, Generator Output	2 319

CLIP, Headlamp Mounting	2 728
CLIP, Ignition Switch Warning, Locking	2 195
CLIP, Headlamp	2 447
CLIP, Stop Lamp	2 447
COIL, Starter Motor	2 049
COLLAR, Generator Drive End	2 307
COLLAR, Starter Motor Thrust	2 043
CONNECTOR, Battery(Positive)	2 347
CONNECTOR, Battery Booster	2 340
CONNECTOR, Battery Cable	2 343
CONNECTOR, Generator	2 313
CONNECTOR, Generator Output	2 319
CONNECTOR, Starter Motor Solenoid	2 102
CONTACT, Horn Button Blowing	2 819
CONTACT KIT, Horn Button Blowing	2 819
CONTACT, Starter Motor Solenoid	2 102
COVER, Battery Cable	2 343
COVER, Chassis Wiring	2 480
COVER, Voltage	2 500
COVER, Wiring Junction	2 483
CUP, Horn Button Blowing	2 819
CYLINDER, Ignition Switch	2 188

D

DIOCE, Chassis Wiring	2 480
DIOCE, Generator Output	2 319
DIOCE, Voltage and Glow Plug	2 510
DRIVE, Starter Motor	2 096

F

FAH, Generator	2 274
FILTER, Voltage and Glow Plug	2 510
FLASHER, Side Marker and Hazard Flasher	2 575
FLASHER, Turn Signal Lamp	2 892
FRAME, Generator Commutator End	2 297
FRAME, Generator Drive End	2 306
FRAME, Starter Motor Commutator End	2 067

G

GAUGE, Electrical Output	2 515
GASKET, Tail Lamp Lens	2 694
GENERATOR, Engine Electrical	2 275
GROMMET, Chassis Wiring Harness	2 559
GROMMET, Starter Motor Solenoid	2 102

H

HARNESSE, Battery(Positive)	2 342
HARNESSE, Chassis Wiring	2 480

ALPHABETICAL INDEX

HARNESSES, Engine Wiring	2 525
HARNESSES, Tail Lamp	2 594
-H. DEP. Generator Brush	2 291
-H. DEP. Starter Motor Brush	2 052
-IGN. Warning	2 815
-HUSING, Starter Motor Drive	2 085
-HUSING Tail Lamp	2 595

I

INSULATOR, Horn Button Blowing	2 319
--------------------------------	-------

K

KEY, Ignition and Locks	2 187
KNOB, Headlamp Switch	2 466
KNOB, Side Marker and Hazard Flasher	2 575

L

LAMP, Parking, Turn Signal and Cornering	2 586
LAMP, Side Marker and Hazard Flasher	2 575
LAMP, Tail Lamp	2 575
LAMP, Tail Lamp	2 582
LEAD, Generator Output	2 319
LEAD, Starter Motor Brush Ground	2 055
LENS, Tail Lamp	2 582
LEVER, Starter Motor Drive Shift	2 108
LEVER, Turn Signal Control	2 997

M

MODULE, Voltage and Glow Plug	2 510
MOUNTING, Headlamp	2 728
MOTOR, Starter	2 041

N

NUT, Battery	2 332
NUT, Battery Booster	2 340
NUT, Battery Cable	2 343
NUT, Generator Acoustic Shield	2 285
NUT, Headlamp Adjuster	2 737
NUT, Headlamp Mounting	2 729
NUT, Headlamp Switch	2 467
NUT, Side Marker and Hazard Flasher	2 575
NUT, Voltage	2 500

P

PIN, Headlamp Gimmie	2 459
PIN, Starter Motor Brush	2 052
PIN, Starter Motor Drive Shift	2 108
PLATE, Generator Drive End	2 307
PLUG, Spark Ignition	2 270
PUNGER, Starter Motor Drive	2 113
POLE, Starter Motor Shoe	2 077
PROTECTOR, Turn Signal Switch	2 905
PULLEY, Generator	2 274

R

RACK, Ignition Switch Warning Lock or Headlamp	2 195
REGULATOR, Voltage	2 500
REINFORCEMENT, Battery	2 332
RELAY, Horn	2 815
RELAY, Starter Motor	2 100
RELAY, Voltage and Glow Plug	2 510
RESISTOR, Battery Booster	2 340
RESISTOR, Generator Output	2 319
RETAINER, Battery	2 332
RETAINER, Chassis Wiring Harness	2 559
RING, Headlamp	2 726
RING, Headlamp Mounting	2 731
RING, Starter Motor Thrust	2 062
ROD, Headlamp Dimmer	2 459
ROTOR, Generator	2 279

S

SCREW, Battery Booster	2 340
SCREW, Generator Brush	2 291
SCREW, Generator Drive End	2 307
SCREW, Headlamp Retaining Ring	2 736
SCREW, Ignition Switch	2 188
SCREW, Ignition Switch Warning Lock or Headlamp	2 195
SCREW, Side Marker and Hazard Flasher	2 575
SCREW, Starter Motor Shoe	2 077
SCREW, Turn Signal Lamp	2 395
SCREW, Turn Signal Switch	2 906
SEAL, Headlamp	2 727
SEAL, Chassis Electrical	2 550
SECTOR KIT, Ignition Switch Warning Lock or Headlamp	2 195
SHATT, Starter Motor Drive Shift	2 108
SHIELD, Chassis Wiring	2 460
SHIELD, Starter Motor	2 042
SHIM, Starter Motor	2 042
SOCKET, Back Up Lamp	2 697
SOCKET, Parking Lamp	2 586
SOCKET, Side Marker and Hazard Flasher	2 575
SOCKET, Tail Lamp	2 594
SPACER, Generator Mounting	2 277
SPRING, Generator Brush	2 286
SPRING, Headlamp Adjuster	2 737
SPRING, Horn Button Blowing	2 319
SPRING, Ignition Switch Warning Lock or Headlamp	2 195
SPRING, Side Marker and Hazard Flasher	2 575
SPRING, Starter Motor Brush	2 052
SPRING, Starter Motor Drive Shift	2 108
SPRING, Turn Signal Switch Latching	2 896
STARTER MOTOR, Starter	2 041
STATOR, Generator Field	2 310
STRAP, Battery Negative and Engine Ground	2 341
STRIKER, Stop Lamp	2 447
STUD, Generator	2 317
STUD, Generator Mounting	2 277
STUD, Ignition Switch Warning Lock or Headlamp	2 195
SUPPORT, Battery	2 332
SUPPORT, Starter Motor Brush	2 052
SWITCH, Back Up Lamp	2 698
SWITCH, Headlamp	2 465
SWITCH, Headlamp Dimmer	2 459
SWITCH, Ignition Switch Warning Lock or Headlamp	2 195
SWITCH, Ignition Switch	2 188
SWITCH, Side Marker and Hazard Flasher	2 575
SWITCH, Starter Motor	2 100
SWITCH, Stop Lamp	2 447
SWITCH, Turn Signal Lamp	2 896

T

TERMINAL, Chassis Electrical	2 530
TERMINAL, Pkg. Generator	2 319
TRAY, Battery	2 330

ALPHABETICAL INDEX

V

VOLTMETER, Electrical Output 2 515

W

WASHER, Generator Brush 2 291
 WASHER, Generator Rotor Shaft 2 280
 WASHER, Starter Motor Commutator End 2 067
 WASHER, Starter Motor Drive Shaft 2 108
 WASHER, Starter Motor Thrust 2 063
 WIRE, Generator 2 313

NOTES

CHASSIS WIRING-LAMPS

2.041		MOTOR-STARTER MOTOR, Starter	
84-85	D1, 3	1998454	1 598.80 MOTOR, START
86-87	D1, 3	1113591	1 568.70 MOTOR, START
84-85	D1, 3	10496887	1 252.45 STARTER MOTOR, REMAN
86-87	D1, 3	10497186	1 250.55 STARTER MOTOR, REMANUFACTURED
2.042		BOLT-BRACE-SHIELD-SHIM, Starter Motor	
84-87	D1, 3	15544950	2 .90 BOLT, START MTR(10X1.5x9.8)
84-87	D1, 3	14028931	1 .96 BRACE, START MTR
84-87	D1, 3	14068657	1 1.70 SHIELD, START MTR
84-86	D1, 3	23900396	AR .42 SHIM, START MTR(1.00 MM)
2.043		ARMATURE, Starter Motor	
84-87	D1, 3	1985471	1 174.85 ARMATURE,
2.049		COIL, Starter Motor	
84-87	D1, 3	1985473	1 75.45 COIL, FIELD (2 COILS)
2.051		BRUSH, Starter Motor	
84-87	D1, 3	1852890	4 1.68 BRUSH, STARTER
2.052		HOLDER-PIN-SUPPORT, Starter Motor Brush	
84-87	D1, 3	800091	2 2.83 HOLDER, BRUSH
84-86	D1, 3	1876359	2 1.88 HOLDER, BRUSH GRD
84-87	D1, 3	1956923	2 .38 PIN, BRUSH HLDR SUPT
84-87	D1, 3	1876458	2 2.54 SUPPORT, BRUSH HLDR
2.053		SPRING, Starter Motor Brush	
84-87	D1, 3	1986019	2 1.27 SPRING, BRUSH
2.055		LEAD, Starter Motor Brush Ground	
84-86	D1, 3	1876361	2 .38 LEAD, BRUSH GRD
2.063		COLLAR-RING-WASHER, Starter Motor Thrust	
84-87	D1, 3	1928021	1 1.73 COLLAR, PINION STOP D.E.
86-87	D1, 3	1964410	1 2.12 COLLAR, THRU D.E.
84-87	D1, 3	1928022	1 .16 RING, RETAINER, PINION STOP
84-86	D1, 3	1914842	1 .44 WASHER, BRACE C.E.
84-86	D1, 3	1928023	1 1.16 WASHER, COLLAR PINION STOP
2.067		BUSHING-FRAME-WASHER, Starter Motor Commutator End	
86	D1, 3	1891927	1 1.41 BUSHING, C.E.
84-87	D1, 3	1988484	1 17.00 FRAME, C.E.
86-87	D1, 3	1984076	1 .21 WASHER, SHAKE C.E.
2.077		BOLT-POLE-SCREW, Starter Motor Shoe	
84-87	D1, 3	1960908	1 4.60 BOLT, THRU
84-87	D1, 3	1975326	1 3.61 BOLT, W/EXT, THRU
84-87	D1, 3	1887021	4 5.65 POLE, SHOE
84-86	D1, 3	1958396	8 .30 SCREW, POLE SHOE
2.083		BEARING-BUSHING, Starter Motor Drive End	
84-87	D1, 3	1976882	1 19.80 BEARING, CTR
84-87	D1, 3	1894023	1 2.67 BUSHING, CTR BRG
2.085		HOUSING, Starter Motor Drive	
84-86	D1, 3	1985567	1 41.10 HOUSING, DRIVE
86-87	D1, 3	10496538	1 38.50 HOUSING, DRIVE
2.086		DRIVE, Starter Motor	
84-87	D1, 3	1893445	1 N.L. DRIVE, STARTER
2.100		RELAY-SWITCH, Starter Motor	
84	D1, 3	356284	1 19.25 RELAY, START MTR(2 185)
85-87	D1, 3	15591718	1 9.05 RELAY, START MTR
84-87	D1, 3	1114373	1 SWITCH, SOLENOID
2.102		CONNECTOR-CONTACT-GROMMET, Starter Motor Solenoid	
84-87	D1, 3	1876358	1 4.38 CONNECTOR,
84-87	D1, 3	1958226	1 2.32 CONTACT, W/PUSH ROD
84-87	D1, 3	1959940	1 .50 GROMMET, FLD FRM
2.108		BOOT-LEVER-PIN-SHAFT-SPRING-WASHER, Starter Motor Drive Shift	
84-87	D1, 3	1970283	1 3.52 BOOT, BETWEEN SOL SW & D.E. HSG
84-87	D1, 3	1951587	1 4.70 LEVER, SHIFT

CHASSIS WIRING-LAMPS

2.108 BOOT-LEVER-PIN-SHAFT-SPRING-WASHER, Starter Motor Drive Shift (Con't)

84-87 D1, 3	1987049	25	PIN, PLUNGER ATTACH TO SHIFT LVR
84-87 D1, 3	1987739	28	PIN, DOWEL
84-87 D1, 3	1945804	114	SHAFT, SHIFT LEVER
84-87 D1, 3	1958679	140	SPRING, PLUNGER RETLNR
84-86 D1, 3	1978781	146	SPRING, PLUNGER RETLNR
84-87 D1, 3	821453	55	WASHER, BETWEEN CTR BRG & MTR DRIVE

2.113 PLUNGER, Starter Motor Drive

84-87 D1, 3	1941113	905	PLUNGER, W/1 NK
-------------	---------	-----	-----------------

2.187 KEY, Ignition and Locks

84-86 D1, 3	1154610	76	KEY, BLANK SQ HEAD (PRIMARY) (B&S 320588A)
84-87 D1, 3	1154611	76	KEY, BLANK OVAL HEAD (UNCODED) (B&S 307589A)

2.188 CYLINDER-SCREW-SWITCH, Ignition Switch

84-86 D1, 3	7843294	1	37 CO CYLINDER, W/KEY, STRG CUI IGN LK
84-86 D1, 3	7806433	AP	80 SCREW, STRG CUI IGN SW
84-86 D1, 3	1990115	1	NL SWITCH, STRG CUI IGN

2.195 CLIP-RACK-SCREW-SECTOR KIT-SPRING-STUD-SWITCH, Ignition Switch Warning, Lock or Headlamp

84-86 D1, 3	7830375	1	175 CLIP, ALARM SWITCH RET
84-86 D1, 3	7843368	1	1270 RACK, W/ ROD, IGN SW ACTR
84-86 D1, 3	7830377	1	.95 SCREW, CYL LOCK RET
84-86 D1, 3	7812626	1	310 SECTOR KIT, IGN SW ACTR
84-86 D1, 3	7804410	1	140 SPRING, STRG COL IGN SW RACK PRELOAD
84-86 D1, 3	7848416	1	145 STUD, STRG COL DIMMER & IGN SWITCH
84-86 D1, 3	7804414	1	6.25 SWITCH, IGN KEY WARNING BUZZER

2.270 PLUG, Spark Ignition

84-86 D1, 3	5813939	8	NL PLUG, GLOW
-------------	---------	---	---------------

2.274 FAN-PULLEY, Generator

84-87 D1, 3 W/Y5F	1978058	1	18.20 FAN, GEN
84-87 D1, 3 W/Y5F	1978068	1	8.50 PULLEY, GEN
84-86 D3 W/Y5F	1978067	1	9.35 PULLEY, GEN
84-87 D3 W/Y5G	15599204	2	35.00 PULLEY, GEN

2.275 GENERATOR, Engine Electrical

84-87 D1	1106500	2	427.40 GENERATOR (USES TWO 50 AMP GENERATORS)
84-87 D3 W/Y5F	1106500	2	427.40 GENERATOR (USES TWO 50 AMP GENERATORS)
84-87 D3 W/Y5G	14067740	2	1067.00 GENERATOR (USES TWO 100 AMP GENERATORS)

2.277 BOLT-BRACKET-SPACER-STUD, Generator Mounting

84-86 D1	14060422	1	66 BOLT, A C COMP (9 171)
84-86 D1	14078142	1	77 BOLT, A C COMP (7 425)
84-86 D1, 3 W/Y5F	14067717	RH	3.50 BOLT, GEN BRKT
84-86 D3 W/Y5F	14078142	1	77 BOLT, A C COMP (7 425)
84-86 D3 W/100 AMP (Y5F)	14060422	1	66 BOLT, A C COMP (9 171)
84-87 D1	14067714	RH	10.60 BRACKET, GEN LWR
84-87 D1, 3 W/Y5F	14077147	1	23.40 BRACKET, GEN
84-87 D3 W/Y5F	14067714	RH	10.60 BRACKET, GEN LWR
84-87 D3 W/Y5G	14067715	1	82.75 BRACKET, GEN MTG
84-87 D3 W/Y5G	14067721	1	13.05 BRACKET, GEN ADJ
84-87 D1	14067725	2	1.75 SPACER, GEN PIV
84-86 D3 W/Y5F	14067725	2	1.75 SPACER, GEN PIV
84-87 D3 W/Y5F	14067718	2	3.50 STUD, GEN ADJ BRKT

2.279 ROTOR, Generator

84-87 D1 W/100 AMP	1978675	2	137.00 ROTOR, GEN
--------------------	---------	---	-------------------

2.280 NUT-WASHER, Generator Rotor Shaft

84-87 D1, 3 W/100 AMP	1916172	1	93 NUT, GEN SHF DR END
84-87 D1, 3 W/100 AMP	1941978	1	42 WASHER, GEN ARM SPG (DR END)

2.286 SPRING, Generator Brush

84-86 D1, 3 W/100 AMP	1977367	1	21 SPRING, GEN BRUSH
-----------------------	---------	---	----------------------

CHASSIS WIRING-LAMPS

2.291 BRUSH-CAP-HOLDER-SCREW-WASHER, Generator Brush									
84-85	D1, 3 W/Y5F	1984482	1	N L	BRUSH, W/HOLDER, GEN				
84-87	D1, 3 W/100 AMP	1970227	1	86	CAP, GEN RELAY TERM				
84-87	D1, 3 W/100 AMP	1876873	1	10 95	HOLDER, GEN BRUSH				
84-86	D1, 3 W/100 AMP	1876681	1	29	SCREW, BRUSH HLD R ATCH INSUL				
84-86	D1, 3 W/100 AMP	1886652	1	2 55	SCREW, W/SPACER				
84-87	D1, 3 W/100 AMP	1970149	1	36	WASHER, A/C GEN BRUSH HOLDER ATTACH				
2.297 FRAME, Generator Commutator End									
84-87	D1, 3 W/100 AMP	1986427	2	44 90	FRAME SLIP RING END				
2.298 BEARING-BUSHING, Generator Commutator End Frame									
84-86	D1, 3 W/Y5F	9436831	2	N L	BEARING, RLR SLIP RING END				
84-87	D1, 3 W/100 AMP	1976143	1	3 14	BUSHING, S R E MTG HINGE				
2.305 FRAME, Generator Drive End									
84-87	D1, 3 W/100 AMP	1976049	1	29 75	FRAME, DR END				
2.306 BEARING, Generator Drive End									
84-87	D1, 3 W/100 AMP	907998	1	N L	BEARING, GEN DR END				
2.307 COLLAR-PLATE-SCREW, Generator Drive End									
84-87	D1, 3 W/100 AMP	1976059	1	76	COLLAR, SHF				
84-87	D1, 3 W/100 AMP	1971993	1	2 16	PLATE, BRG RET DR END				
84-85	D1, 3 W/Y5F	1975736	2	17	SCREW, BRG RET PLT				
84-87	D1, 3 W/100 AMP	800549	2	.34	SCREW, BRG RET PLT				
2.310 STATOR, Generator Field									
84-87	D1, 3 W/100 AMP	1892941	1	106.35	STATOR, GEN				
2.313 BOOT-CONNECTOR-TERMINAL PKG-WIRE, Generator									
84-87	D1, 3 W/100 AMP	1876806	1	18	BOOT, GEN INSULATION, REGULATOR				
84-87	D1, 3 W/100 AMP	801816	1	58	CONNECTOR, BAT TERM TO RECT BRIDGE				
84-87	D1, 3	1852519	2	2 25	TERMINAL PKG, RELAY				
84-87	D1, 3 W/100 AMP	1987606	2	7 90	TERMINAL PKG, POSITIVE				
84-87	D1, 3 W/100 AMP	1987809	2	9 35	TERMINAL PKG, NEGATIVE				
84-86	D3 W/Y56	12044838	1		WIRE, GEN				
2.316 BOLT, Generator Thru									
84-86	D1, 3 W/Y5F	801810	1	50	BOLT, GEN THRU				
2.317 BRACE-BRACKET-STUD, Generator									
84-87	D1, 3 W/Y5F	14077151	LH	2 45	BRACE, GEN ADJ BRKT				
84-87	D1	14067724	RH	6 25	BRACKET, GEN ADJ				
84-87	D1, 3 W/Y5F	14077149	LH	6 25	BRACKET, GEN ADJ				
84-87	D3 W/Y5F	14067149	LH		BRACKET, GEN ADJ				
84-87	D3 W/Y5F	14067724	RH	6 25	BRACKET, GEN ADJ				
84-87	D3 W/Y5G	1623159	1	92	STUD, GEN ADJ BRKT				
					(M10X1 5X33/M10X1 5X37)				
2.319 BRIDGE-CAPACITOR-CLIP-CONNECTOR-DIODE-LEAD- RESISTOR, Generator Output									
84-87	D1, 3 W/100 AMP	1875645	1	N L	BRIDGE, RECTIFIER				
84-86	D1, 3 W/100 AMP	1978146	1	4 43	CAPACITOR, GEN				
84	D1, 3 W/Y5F	1987522	1	56	CLIP, CAPACITOR BRKT				
84-87	D1, 3 W/100 AMP	1986428	2	1 60	CONNECTOR, RELAY TERM TO DIODE				
84-87	D1, 3 W/100 AMP	1977064	1	N L	DIODE, TRIQ				
84-87	D1, 3 W/100 AMP	1986433	2	5 00	LEAD, RECTIFIER BR DGE TO REGULATOR				
84-87	D1, 3 W/100 AMP	830478	1	45	RESISTOR, GEN REG TO BRUSH GRD				
2.333 NUT-REINFORCEMENT-RETAINER-SUPPORT-TRAY, Battery									
84-85	D1, 3	528846	AR	65	NUT (BAPHEL TYPE 1/4-20H12.815)				
85-87	D1, 3	3903539	AR	59	NUT (BAPHEL TYPE 1/4-20H12.815)				
84-87	D1, 3	15599901	1	3 50	REINFORCEMENT, BAT TRAY/FRT				
84-87	D1, 3	15599902	1	3 35	REINFORCEMENT, BAT TRAY				
84-87	D1, 3	14076856	1	31 50	RETAINER, BAT HLDN FRT				
84-87	D1, 3	14076857	1	31 50	RETAINER, BAT HLDN RR				
84-87	D1, 3	14075895	1	9 20	SUPPORT, BAT TRAY RR				
84-87	D1, 3	15599900	1	2 75	SUPPORT, BAT TRAY				
84-87	D1, 3	14075388	1	24 10	TRAY, W/SUPPORT, BAT FRT				
84-87	D1, 3	14075389	1	24 10	TRAY, W/SUPPORT, BAT RR				
2.334 BOLT, Battery Hold Down									
84-87	D1, 3	14075894	1	90	BOLT, BAT HOLDN RET				

CHASSIS WIRING-LAMPS

2.340		BRACKET-CONNECTOR-NUT-RESISTOR-SCREW, Battery Booster			
84-87 D1,3	14072432	1	4 10	BRACKET, BAT BOOS CONN	
84-87 D1,3	14078848	1	5 25	BRACKET, BAT BOOS RES	
84-87 D1,3	14072335	1	130 50	CONNECTOR, BAT BOOS	
84-88 D1,3	367292	3	67	NUT, BAT BOOS RES BRKT(16 069)	
84-86 D1,3	528848	AR	65	NUT (BARREL TYPE, 1/4-20)(12 815)	
84-87 D1,3	14005953	3	48	NUT, BAT BOOS RES BRKT (16 069) (VINYL CTO)	
86-87 D1,3	3903539	AR	58	NUT (BARREL TYPE, 1/4-20)(12 815)	
84-87 D1,3	14078847	1	26 75	RESISTOR, BAT POS	
84-87 D1,3	1623205	4	46	SCREW, BAT BOOS CONN BRKT (D4 13)	
2.341		CABLE-STRAP, Battery Negative and Engine Ground			
84-87 D1,3	12039267	1	39 00	CABLE, BAT BOOS CONN(NEG)(77")	
84-87 D1,3	12039270	1	39 00	CABLE, BAT(NEG)(65")	
84-87 D1,3	12039271	1	21 20	CABLE, BAT NEG CBL EXT(34")	
87 D1,3	5293845	1	5 75	CABLE, ENG GRND	
84-86 D1,3	5287180	1	4 70	STRAP, ENG GRD(10 1/2")	
2.342		BLOCK-CABLE-CONNECTOR-HARNESS, Battery(Positive)			
84-86 D1,3	3996270	1	90	BLOCK, ENG WRG HARN JUNC	
84-87 D1,3	12039267	1	39 00	CABLE, BAT BOOS CONN(POS)	
84-87 D1,3	12039269	1	23 40	CABLE, BAT(POS)(17")	
84-87 D1,3	12039272	1	49 00	CABLE, BAT POS CBL EXT(108")	
84-87 D1,3	12039293	1	49 00	CABLE, BAT TO BAT POS TO NEG(21")	
84-86 D1,3	12039294	1	49 00	CABLE, BAT TO BAT (POS TO NEG)	
84-87 D3 W/Y5J	12039254	1	181 00	CABLE, BAT POS & NEG, CARGO BOX (FED)	
84-87 D1,3	14072336	2	1 90	CONNECTOR, BAT JUNC SIK (POS & NEG)	
85-87 D1	12044586	1	62 70	HARNESS, RADIO WRG	
2.343		BOLT-CLIP-CONNECTOR-COVER-NUT, Battery Cable			
84-87 D1,3	3624124	3	38	BOLT, BAT POS & NEG CABLE(10 152)	
84-87 D1,3	14040813	1	42	CLIP, BAT POS CBL	
84-87 D3 W/Y5L	14075849	1	45 75	CONNECTOR, BAT CBL DUMMY RECEPTACLE (POS & NEG)	
84-87 D3 W/Y5J	14075850	1	26 75	COVER, BAT CBL DUMMY RECEPTACLE (POS & NEG)	
84 D1,3	367292	3	67	NUT, BAT BOOS CBL CLIP(16 069)	
84-87 D1,3	14005953	3	48	NUT, BAT POS CBL CLIP (16 069) (VINYL CTO)	
84-86 D3	14005097	4R	80	NUT, BAT POS & NEG CBL DUMMY RECEPTACLE CONN(2.363)	
2.440		BRACKET, Chassis Electric			
84-87 D1,3	14074480	1	5 70	BRACKET, ENG DIAGN CONN WRG HARN CONN	
2.447		ACTUATOR-CLIP-STRIKER-SWITCH, Stop Lamp			
84-87 D1	14040525	1	1 15	ACTUATOR, STOP LP SW	
84-87 D1,3	1361699	1	46	CLIP, STOP LP SW	
84-87 D3	14000395	1	1 30	STRIKER, BRK PED STOP LP SW	
84-87 D1,3	1261219	1	5 79	SWITCH, STOP LP	
2.459		PIN-ROD-SWITCH, Headlamp Dimmer			
84-86 D1,3	7830384	1	3 20	PIN, DIMR SW ACTR PIVOT	
84-86 D1,3	7843783	1	4 85	ROD, STRG COL DIMR SW ACTR	
84-86 D1,3	7840274	1	42 50	SWITCH, DIMMER PIVOT	
84-86 D1,3	7844186	1	3 15	SWITCH, STRG COL DIMMER	
2.480		COVER-DIODE-HARNESS-SHIELD, Chassis Wiring			
84-87 D1,3	14072346	1	29 50	COVER, VEH ACSRY WRG TERM BOARD (3 TERM)	
84-86 D1	12006377	1	11 50	DIODE, I/P WRG HARN(2.5 10)	
84 D3 W/Y5A, Y5C, YW9	12006377	1	11 50	DIODE, I/P WRG HARN(2.5 10)	
85-86 D3 W/Y5A, Y5C, YR5	12006377	1	11 50	DIODE, I/P WRG HARN(2.5 10)	
84-87 D1	12039208	1	276 00	HARNESS, BODY WRG	
84-87 D1	12039309	1	395 00	HARNESS, I/P	
84-87 D1,3	12039201	1	197 00	HARNESS, FWD LP WRG	
84-87 D1,3	12039308	1	142 00	HARNESS, DSL GLOW PLUG WRG	
84-87 D1,3 W/Y5F	12039304	1	328 00	HARNESS, BODY WRG DIAGN	

CHASSIS WIRING-LAMPS

2.480 COVER-DIODE-HARNESS-SHIELD, Chassis Wiring (Con't)			
84-87 D3	12039434	1	HARNESS, BODY WRG
84 D3 W/MF4	12039438	1	12 35 HARNESS, 4WHL DR IND LP HARN EXT
84 D3 W/Y5A, Y5C, ZW9	12039509	1	395 00 HARNESS, I/P
84-87 D3 W/Y5B	12039255	1	82 00 HARNESS, I/P WRG HARN EXT
84-87 D3 W/Y5B	12039310	1	482 00 HARNESS, I/P
84-87 D3 W/Y5B	12039464	1	32 00 HARNESS, I/P WRG HARN DR OPEN
			ALARM EXT
84-87 D3 W/Y5G	12039305	1	328 (X) HARNESS, ENG DIAGN CONN WHG
85-87 D3 W/Y5A, Y5C, Y5E	12039309	1	395 (X) HARNESS, I/P
84-86 D3	329842	1	SHIELD, I/P WRG HARN
2.483 BOARD-BOX-BRACKET-COVER, Wiring Junction			
84-87 D1 3	14072343	1	32 25 BOARD, VEH ACSRY WHG TERM (5 TERM)
84-87 D1 3	14072344	1	24 50 BOARD, VEH ACSRY WHG NEG TERM (3 TERM)
84-87 D3 W/Y5C, Y5F	14072349	1	20 14 00 BOX, COMM HACK PWH JUNC
84-87 D1 3	14072340	1	2 75 BRACKET, DASH WHG HARN ACSRY RLY
			PNI
84-87 D1 3	14075900	1	1 90 BRACKET, ACSRY WHG POS & NEG TERM
			BD
84-87 D1 3	15599989	1	2 10 BRACKET, VEH ACSRY WHG POS & NEG
			TERM BOARD
84-87 D1 3	14072345	1	39 00 COVER, VEH ACSRY WHG TERM BOARD
			(5 TERM)
2.485 SWITCH, Headlamp			
84-87 D1 3	1995216	1	N L SWITCH, HOI P
2.486 KNOB, Headlamp Switch			
84-87 D1 3	469302	1	3 40 KNOB, LGT SWIWR ROD
2.487 NUT, Headlamp Switch			
84-87 D1 3	6258213	1	1 30 NUT, LGT SW ROD
2.500 COVER-NUT-REGULATOR, Voltage			
84-87 D3 W/Y5B	15599949	1	89 75 COVER, CUR & V REG RLY
84-87 D3 W/Y5B	3792287	AR	85 NUT, CUR & VLTG REG RLY BRKT (3 704)
84-87 D1 3 W/100 AMP	1116387	7	N I REGULATOR, GEN
84-87 D3 W/Y5B	14072341	1	284 00 REGULATOR, CUR & VOLT
2.510 BRACKET-DIODE-FILTER-MODULE-RELAY, Voltage and Glow Plug			
84-87 D1	14072406	1	5 70 BRACKET, VOLTMETER
84-87 D3 W/Y5B	14072428	1	4 10 BRACKET, CUR & REG RLY
84-87 D3 W/Y5F	14072408	1	5 70 BRACKET, VOLTMETER
84-87 D3 W/Y5G	14072409	1	5 70 BRACKET, VOLTMETER & DR OPEN IND
			LP
84-87 D1 3	12006377	5	11 50 DIODE, ENG WRG HARN
84-87 D3 W/Y5B	15599251	1	10 65 FILTER, CUR & V REG RFI
84-86 D1 3	12034592	1	87 00 MODULE, DSL GLOW PLUG WRG
84-86 D1 3	17033852	AR	8 60 RELAY, I/P HARN
84-87 D1 3	14076885	1	7 10 RELAY, GLOW PLUG
84-87 D3 W/Y5B	15591708	1	18 1 00 RELAY, CUR & V REG
2.616 GAGE-VOLTMETER, Electrical Output			
84-87 D1 3	25063500	1	2 14 GAGE, VOLT (GEN #1)
84-87 D1 3	25063501	1	2 14 GAGE, VOLT (GEN #2)
84-87 D1	6474942	1	39 90 VOLTMETER
84-87 D3 W/Y5F, Y5G	6474942	1	39 90 VOLTMETER
2.525 HARNESS, Engine Wiring			
84-87 D1	12039311	1	333 00 HARNESS, ENG
84-87 D3 W/Y5A, Y5C, ZW9	12039311	1	333 00 HARNESS, ENG
84-87 D3 W/Y5B	12044637	1	405 00 HARNESS, ENG
2.530 SEAL-TERMINAL, Chassis Electrical			
84-87 D1 3	3998572	1	2 00 SEAL, POLYURETHANE (58.50X1.25X.75)
			(9 750)
84-87 D1 3	458454	1	5 7 TERMINAL, I/P WRG HARN GRD
2.559 BRACKET-CLAMP-CLIP-GROMMET-RETAINER, Chassis Wiring Harness			
84-87 D1 3	469339	1	57 BRACKET, BPK IND LP WIRE
84-86 D3 W/Y5B	2488023	AR	42 CLAMP (1 DIA)
84-87 D1	797923	1	85 CLIP, RR LP WRG HARN
84-87 D1 3	356298	1	72 CLIP, RR LP WRG HARN

CHASSIS WIRING-LAMPS

2.559 BRACKET-CLAMP-CLIP-GROMMET-RETAINER. Chassis Wiring Harness (Con't)

84-87 D1.3	8270410	1	42	CLIP, HTR CONT WRG HARN
84-87 D3 W/Y85	797823	5	85	CLIP, L/P WRG HARN EXTN
84-87 D3 W/Y5R	391888B	1	50	GROMMET, L/P WRG HARN EXT HARN
84-87 D3	334963	1	35	RETAINER, RR LP WRG HARN(4 342)
84-87 D1.3	15598461	1	15	RETAINER, L/P WRG HARN CONN

2.575 ADAPTER-BRACKET-BUTTON-FLASHER-KNOB-LAMP-NUT-SCREW-SOCKET-SPRING-SWITCH. Side Marker and Hazard Flasher

84	D1.3	14078086	1	1.95	ADAPTER, BASE MKR LP
84-87 D1		14072433	2	1.30	BRACKET, RR BLACKOUT LP
84-87 D1.3		14072413	1	1.05	BRACKET, BLACKOUT LP SW
84-87 D1.3		14072421	2	1.05	BRACKET, FRT BLACKOUT MKR LP
84-87 D1.3		14072431	1	3.80	BRACKET, FRT BLACKOUT LP
84-87 D3 W/Y5A Y5C		14072434	2	1.30	BRACKET, RR BLACKOUT LP
84-87 D3 W/Y5R		14072481	2	4.75	BRACKET, RR BLACKOUT LP
84-87 D1.3		566742	1	38	BUTTON, HAZARD WRNG SW
84-87 D1.3		6450089	1	NL	FLASHER, HAZARD LP
84-87 D1.3		22507977	1	38	KNOB, HAZARD WRNG SW
84-87 D1.3		915449	LH	10.90	LAMP, FRT SI MKR
84-87 D1.3		915460	RH	10.90	LAMP, FRT SI MKR
84-87 D1.3		14072332	2	23.30	LAMP, RR BLACKOUT
84-87 D1.3		14072333	1	41.75	LAMP, FRT BLACKOUT HD
84-87 D1.3		14072334	2	17.15	LAMP, FRT BLACKOUT MKR
84-86 D1.3		528846	AP	85	NUT (BARREL TYPE, 1/4-20)(12 815)
84-87 D1.3		3903539	AP	59	NUT (BARREL TYPE, 1/4-20)(12 815)
84-87 D1.3		1623205	2	48	SCREW, BLACKOUT LP BRKT (0 413)
84-87 D1.3		8298886	AP	3.95	SOCKET, W/CABLES MKR LP
84-87 D1.3		568743	1	.29	SPRING, HAZARD WRNG SW KNOB
84-87 D1.3		14072339	1	52.50	SWITCH, BLACKOUT LP & SERVICE LIGHT
84-87 D1.3		14072358	1	52.50	SWITCH, BLACKOUT DRIVING LP

2.585 LAMP, Parking, Turn Signal and Cornering

84-87 D1.3	915908	2	24.50	LAMP, PK AND T/SIG
------------	--------	---	-------	--------------------

2.598 SOCKET, Parking Lamp

84-87 D1.3	12013813	AR	13.05	SOCKET, PK AND T/SIG LP
------------	----------	----	-------	-------------------------

2.662 BRACKET, Tail Lamp Lens

84-87 D3 W/Y5B, Y5R	370873	LH	2.80	BRACKET, RR COMB LP
84-87 D3 W/Y5R, Y5R	370874	RH	2.80	BRACKET, RR COMB LP

2.679 LAMP, Tail Lamp

84-87 D3 W/Y5B, Y5R	370867	LH	43.50	LAMP, RR COMB
84-87 D3 W/Y5R, Y5R	370868	RH	43.50	LAMP, RR COMB

2.680 HOUSING, Tail Lamp

84-87 D1	5965771	LH	NL	HOUSING, RR COMB AND SI MKR LP
84-87 D1	5965772	RH	NL	HOUSING, RR COMB AND SI MKR LP
84-87 D3 W/E35, E63	5965771	LH	NL	HOUSING, RR COMB AND SI MKR LP
84-87 D3 W/E35, E63	5965772	RH	NL	HOUSING, RR COMB AND SI MKR LP

2.682 LAMP-LENS, Tail Lamp

84-86 D1	913861	LP		LAMP, RR COMB
84-86 D1	913862	RH		LAMP, RR COMB
84-86 D3 W/E35, E63	913861	LH		LAMP, RR COMB
84-86 D3 W/E35, E63	913862	RH		LAMP, RR COMB
84-86 D1	5985775	LH	NL	LENS, RR COMB AND SI MKR LP
84-86 D1	5985776	RH	NL	LENS, RR COMB AND SI MKR LP
84-87 D3 W/E35, E63	5985775	LH	NL	LENS, RR COMB AND SI MKR LP
84-87 D3 W/E35, E63	5985776	RH	NL	LENS, RR COMB AND SI MKR LP
84-87 D3 W/Y5B, Y5R	475922	2	19.25	LENS, RR COMB LP

2.684 GASKET, Tail Lamp Lens

84-87 D1	5965748	2	2.60	GASKET, RR COMB AND SI MKR LP LENS
84-87 D3 W/E35, E63	5965748	2	2.60	GASKET, RR COMB AND SI MKR LP LENS

2.694 HARNESS-SOCKET, Tail Lamp

84-87 D1	8908150	2	43.00	HARNESS, RR LP WRG
84-87 D3 W/E35, E63	8908150	2	43.00	HARNESS, RR LP WRG
84-87 D3 W/E35, E63	12039205	1	237.00	HARNESS, RR LP WRG EXT
84-87 D3 W/Y5B	12039203	1	108.00	HARNESS, RR LP WRG
84-87 D3 W/ZW9	12039204	1	108.00	HARNESS, RR LP WRG
84-87 D1.3	8914822	AR	8.85	SOCKET, W/CABLE, RR COMB(2.596)

CHASSIS WIRING-LAMPS

	2.697	SOCKET, Back Up Lamp				
84-87	D1, 3	8909518 AR	8.50		SOCKET, W/CABLE 8/10 LP(2.595)	..
	2.698	SWITCH, Back Up Lamp				
84-87	D1, 3	22514861 1	6.82		SWITCH, 5/16 LP AND KEY SAF	...
	2.725	CAPSULE, Headlamp(Inboard)				
84-87	D1, 3	16500591 2	87.00		CAPSULE, HDLP	...
	2.726	RING, Headlamp				
84-87	D1, 3	5988095 2	17.05		RING, HDLP MT	...
	2.727	SEALBEAM, Headlamp				
84-87	D1, 3	5972698 2	N.L.		SEALBEAM, HDLP(DIRECT LPS)	..
	2.728	BEZEL-MOLDING, Headlamp				
84-87	D1, 3	14043873 LH	7.80		BEZEL, HDLP	...
84-87	D1, 3	14043874 RH	7.50		BEZEL, HDLP	...
84-87	D1, 3	14072354 RH	1.70		MOLDING, HDLP OFC	...
84-87	D1, 3	15599283 LH	1.70		MOLDING, HDLP OFC	...
	2.729	CLIP-NUT, Headlamp Mounting				
84	D1, 3	14022878 AR	.40		CLIP, HDLP OFC MLDG(B 133)	
84-87	D1, 3	347347 8	.40		NUT, SPL ANG(NYLON)	
	2.731	RING, Headlamp Retaining				
84-87	D1, 3	18501759 2	13.25		RING, HDLP RET	...
	2.736	SCREW, Headlamp Retaining Ring				
84-87	D1, 3	5985249 2	.38		SCREW, HDLP RET RING	...
	2.737	NUT-SPRING, Headlamp Adjuster				
84-87	D1, 3	362379 4	.28		NUT, HDLP ADJ	...
84-87	D1, 3	459451 2	.72		SPRING, HDLP ADJ	...
	2.810	HORN, Warning				
84-87	D1, 3	1892163 1	N.L.		HORN, LOW NOTE(F)	..
	2.815	RELAY, Horn				
84-87	D1, 3	344813 1	4.90		RELAY, HORN	..
	2.819	BUSHING-CONTACT-CONTACT KIT-CUP-INSULATOR-SPRING, Horn Button Blowing				
84-87	D1, 3	9754764 1	.62		BUSHING, HORN BUT CAP ADAP	
84-86	D1, 3	7832984 1	.68		CONTACT, STRG COIL HORN CIRC IN SHROUD	...
84-87	D1, 3	474102 1	1.95		CONTACT KIT, HORN BLOW	
84-87	D1, 3	9748190 1	4.25		CUP, HORN BUTTON CAP	
84-87	D1, 3	409190 1	.38		INSULATOR, STRG WHL HORN CONTACT	
84-87	D1, 3	404234 1	.37		SPRING, HORN CONTACT(COIL SPRING)	
84-87	D1, 3	9749363 1	1.85		SPRING, HORN CONTACT(BELLEVILLE)	
	2.820	CAP, Horn Button				
84-87	D1, 3	9751175 1	9.75		CAP, HORN BUT	...
	2.892	FLASHER, Turn Signal Lamp				
84	D1, 3	8450076	3.54		FLASHER, T/SIG LP	
85-87	D1, 3	10041074	3.50		FLASHER, T/SIG LP(2 LP FLASH)	
	2.895	ARM-SCREW-SWITCH, Turn Signal Lamp				
84-86	D1, 3	7843400 1	2.55		ARM, STRG COIL DIR S G SW ALTH	
84-86	D1, 3	7809128 AR	.80		SCREW, STRG COIL SIG SW MTG	...
84-86	D1, 3	1997983 1	N.L.		SWITCH, STRG COIL DIR SIG	...
	2.898	CAM-SPRING, Turn Signal Switch Cancelling				
84-86	D1, 3	7812136 1	5.20		CAM, DIR SIG CANCEL	...
84-86	D1, 3	1964784 RH	.18		SPRING, T/SIG CANCEL	...
84-86	D1, 3	1964785 LH	.21		SPRING, T/SIG CANCEL	...
84-86	D1, 3	1987885 1	.40		SPRING, LANE CHANGE	...
	2.897	LEVER, Turn Signal Control				
84-87	D1, 3	22510143 1	7.15		LEVER, T/SIG, WSW, WSWA AND D/SW (BRIGHT)	
84-87	D1, 3	22510732 1	7.15		LEVER, T/SIG, WSW, WSWA AND D/SW (BLACK)	...

CHASSIS WIRING-LAMPS

2.906 PROTECTOR-SCREW, Turn Signal Switch

84-86 D1,3	7830336	2 05	PROTECTOR, STRG. C.D.L. WIRING
84-86 D1,3	7806867	2 15	SCREW, DIR SIG SW HSG

1984 STARTER MOTORS

NOTE: ALL (SEE GROUP 2 04) ARE MANUFACTURED STARTER MOTORS.

PRODUC- TION NUMBER	ENV.	USAGE	COLUMN
01998454	C	D1,3	1
01119591	C	D1,3	2

01998454 NOTE: WHEN REPLACING 1998454 REMOVE & DISCARD ANY SHIMS USED BET THE VTR & BELLHOUSIN

CHASSIS WIRING - LAMPS

1984 STARTER MOTORS

GROUP	DESCRIPTION	QTY	1	2	3	4	5
2 341	STARTER MOTOR(REDUCTION)	1	1998454	1117591	—	—	—
2 341	STARTER MOTOR(SERVICE)	1	1998454	1117591	—	—	—
2 343	ARMATURE	1	1986471	1986471	—	—	—
2 383	BEARING CTR	1	1976252	1976252	—	—	—
2 377	BOLT THRU	AR	1952908	1960908	—	—	—
2 377	BOLT W/EXT THRU	1	1975326	1975326	—	—	—
2 108	BOLT, SOL SW & D E MSG 67A	1	1970263	1970263	—	—	—
2 051	BRUSH	4	1252870	1852390	—	—	—
2 067	BUSHING C E	1	—	1891927	—	—	—
2 083	BUSHING CTR BRG	1	1894023	1894023	—	—	—
2 049	COIL FIELD	1	1936473	1986473	—	—	—
2 063	COLLAR, PINION STOP	1	—	1964410	—	—	—
2 063	COLLAR, PINION STOP D E	1	1928021	1928021	—	—	—
2 102	CONNECTOR FLD COILS TO SW	1	1276353	1876356	—	—	—
2 107	CONTACT W/BRUSH FOR SOL	1	1936275	1936276	—	—	—
2 384	DRIVE ASM	1	1893445	1893445	—	—	—
2 067	FRAME C E	1	1930464	1980464	—	—	—
2 107	GEARWET FIELD FRAME	1	1935948	1935948	—	—	—
2 057	HOLDER, BRUSH GRD	2	1870359	1870359	—	—	—
2 057	HOLDER, BRUSH INSUL	AR	1800071	1800071	—	—	—
2 084	HOLTING DRIVE	1	1985567	1985568	—	—	—
2 055	LEAD, BRUSH GRD	2	1870361	1870361	—	—	—
2 108	LEVER, SHIFT	1	1917567	1917567	—	—	—
2 052	PIN BRUSH HOLDER SLIP	2	1965925	1965925	—	—	—
2 106	PIN COILS	1	1975940	1987739	—	—	—
2 104	PIN PLUNGER ATTACH TO SHIFT LVR	1	1847349	1957040	—	—	—
2 113	PILUNGER	1	1941115	1941115	—	—	—
2 077	SOLE SHAFT	4	1867321	1887021	—	—	—
2 061	RING, PINION STOP RET D E	1	1929322	1929322	—	—	—
2 077	SOLEA SOLE SHAFT	AR	1968396	1968396	—	—	—
2 104	SHIFT SHIFT LEVER	1	1945904	1945904	—	—	—
2 052	SPRING BRUSH	2	1965319	1965319	—	—	—
2 104	SPRING PLUNGER RETURN	1	1978201	1978281	—	—	—
2 052	SUPPORT BRUSH HOLDER	2	1075453	1575453	—	—	—
2 100	SWITCH SOLENOID	1	1114373	1114373	—	—	—
2 063	WASHER BRAKE C E	1	1914843	1954076	—	—	—
2 063	WASHER COLLAR PIN STOP	1	1928323	—	—	—	—
2 100	WASHER CTR BRG & MOTOR DR BTH	1	021453	021453	—	—	—
2 067	WICK C E	1	—	1811920	—	—	—

CHASSIS WIRING - LAMPS

1985 STARTER MOTORS

NOTE: A01 (SEE GROUP 2.04) FOR REMANUFACTURED STARTER MOTORS.

PRODUC- TION NUMBER	DIV	USAGE	COLUMN
01998454	C	D1,3	1
01113591	C	D1,3	2

01998454 NOTE: WHEN REPLACING 1998454 REMOVE & DISCARD ANY SHIMS USED BET THE MTR & BELLHOUSIN

CHASSIS WIRING - LAMPS

1965 STARTER MOTORS

GROUP	DESCRIPTION	QTY	1	2	3	4	5
2 041	STARTER MOTOR (PRODUCTION)	1	1959454	1113591	—	—	—
2 041	STARTER MOTOR (SERVICE)	1	1959454	1113591	—	—	—
2 041	AVAILABLE	1	1959471	1906471	—	—	—
2 041	BEARING CIR.	1	1975081	1976812	—	—	—
2 071	BOLT 1/4" x 1/2"	AR	1903906	1903900	—	—	—
2 071	BOLT 1/4" x 1/2" 1/4" x 1/2"	1	1975321	1975321	—	—	—
2 114	BOLT 1/4" x 1/2" 1/4" x 1/2" 1/4" x 1/2"	1	1970263	1970263	—	—	—
2 061	BRUSH	4	1952850	1952850	—	—	—
2 061	BRUSHING CIR.	1	—	1991527	—	—	—
2 061	BRUSHING CIR. BRG	1	1954321	1994021	—	—	—
2 041	COLLAR FIELD	1	1954711	1906471	—	—	—
2 061	COLLAR FINISH STOP	1	—	1954411	—	—	—
2 061	COLLAR FINISH STOP 1/2"	1	1955321	1906471	—	—	—
2 101	CONNECTOR PLUG COILS 10 SW	1	1975351	1976310	—	—	—
2 101	CONNECTOR PLUG COILS 10 SW	1	1955221	1955221	—	—	—
2 006	DRIVE ASM	1	1959441	1994441	—	—	—
2 061	FRAME C E	1	1955464	1906464	—	—	—
2 101	GRANITE FIELD FRAME	1	1955941	1955941	—	—	—
2 051	HOLDER BRUSH GRC	1	1975359	1976310	—	—	—
2 051	HOLDER BRUSH INSL.	AR	000091	000091	—	—	—
2 005	HOUSING DRIVE	1	1955567	19496519	—	—	—
2 051	LEAD BRUSH GRC	1	1975361	1976311	—	—	—
2 101	LEVER SHIFT	1	1955567	1955567	—	—	—
2 051	PCW BRUSH HOLDER SUPT	1	1955321	1966921	—	—	—
2 101	PCW BOWEL	1	1976340	1977119	—	—	—
2 101	PCW PLUNGER ATTACH TO SHIFT LVR	1	1987049	1987049	—	—	—
2 111	PLUNGER	1	1941111	1941111	—	—	—
2 071	POLE SHOE	4	1987021	1987021	—	—	—
2 051	PCW FINISH STOP RET C E	1	1928022	1928022	—	—	—
2 071	SCREW POLE SHOE	AR	1962391	1962391	—	—	—
2 101	SHIFT SHIFT LEVER	1	1945804	1945804	—	—	—
2 051	SPRING BRUSH	1	1965019	1965019	—	—	—
2 101	SPRING PLUNGER RETURN	1	1976281	1976281	—	—	—
2 051	SUPPORT BRUSH HOLDER	1	1976451	1976451	—	—	—
2 101	SWITCH SOLENOID	1	1114371	1114371	—	—	—
2 051	WASHER BRAKE C E	1	1914342	1964071	—	—	—
2 051	WASHER COLLAR PCW STOP	1	1928021	—	—	—	—
2 101	WASHER CTR BRG 3 MOTOR OF RTW	1	971451	971451	—	—	—
2 061	WASH C E	1	—	191421	—	—	—

CHASSIS WIRING - LAMPS

1986 STARTER MOTORS

NOTE: A31 (SEE GROUP 2 041 FOR REMANUFACTURED STARTER MOTORS)

PRODUC- TION NUMBER	DIV.	USAGE	COLUMN
01113591	C	01.3	1
01113591 NOTE: WHEN REPLACING 1986454-REMOVE & DISCARD ANY SHIMS USED BET THE WFF & BELLHOUSIN			

CHASSIS WIRING - LAMPS

1966 STARTER MOTORS

GROUP	DESCRIPTION	QTY	1	2	3	4	5
2 041	STARTER MOTOR (PRODUCTION)	1	1113591	—	—	—	—
2 041	STARTER MOTOR (SERVICE)	1	1113591	—	—	—	—
2 043	SHAFT GEAR	1	1086471	—	—	—	—
2 053	BEARING, C/P	1	1075982	—	—	—	—
2 077	BOLT THPL	4R	106090A	—	—	—	—
2 077	BOLT W/EXT THRU	1	107532A	—	—	—	—
2 108	BOCI SOL SW & D E FSG B/W	1	1070263	—	—	—	—
2 051	BRUSH	4	1052840	—	—	—	—
2 067	BUSHING C E	1	1091927	—	—	—	—
2 063	BUSHING C/P BFG	1	1094073	—	—	—	—
2 049	COIL FIELD	1	1086473	—	—	—	—
2 063	COLLAR PINION STOP	1	1064410	—	—	—	—
2 063	COLLAR PINION STOP D E	1	1076071	—	—	—	—
2 102	CONNECTOR, FLD COILS TO SW	1	1076308	—	—	—	—
2 102	CONTACT W/ PUSH-HOLD SOL	1	1056276	—	—	—	—
2 066	DRIVE ASY	1	1002446	—	—	—	—
2 067	FRAME C E	1	1086464	—	—	—	—
2 102	BROWNET FIELD FRAME	1	1055946	—	—	—	—
2 052	HOLDER, BRUSH GPO	2	1076359	—	—	—	—
2 052	HOLDER BRUSH INSUL	4R	100091	—	—	—	—
2 065	HOUSING DRIVE	1	10436330	—	—	—	—
2 055	LEAD BRUSH GPO	2	1076361	—	—	—	—
2 103	LEVER SHIFT	1	1051357	—	—	—	—
2 052	PIN BRUSH HOLDER SUPT	2	1066521	—	—	—	—
2 108	PIN DOWEL	1	1007739	—	—	—	—
2 108	PIN PLUNGER ATTACH TO SHIFT LVR	1	1007049	—	—	—	—
2 111	PLUNGER	1	1041113	—	—	—	—
2 077	POLE SHOE	4	1087021	—	—	—	—
2 063	RING PINION STOP RET. D E	1	1020022	—	—	—	—
2 077	SCREW POLE SHOE	4R	1058396	—	—	—	—
2 106	SHAFT SHIFT LEVER	1	1045804	—	—	—	—
2 053	SPRING BRUSH	2	1036019	—	—	—	—
2 108	SPRING PLUNGER REFLRM	1	1070261	—	—	—	—
2 057	SUPPORT BRUSH HO DER	2	1076458	—	—	—	—
2 100	SWITCH SOLENOID	1	1114373	—	—	—	—
2 060	WASHER BRAKE T F	1	1054075	—	—	—	—
2 108	WASHER C/P BNG & MOTOR CR. E/F	1	1021453	—	—	—	—
2 047	WICK C F	1	1091925	—	—	—	—

CHASSIS WIRING - LAMPS

1987 STARTER MOTORS

NOTE: A31 (SEE GROUP 2 041 FOR REMANUFACTURED STARTER MOTORS)

PRODUCTION NUMBER	DIV	USAGE	COLUMN
01113591	C	01.3	1

CHASSIS WIRING - LAMPS

1987 STARTER MOTORS

GROUP	DESCRIPTION	QTY	1	2	3	4	5
2 041	STARTER MOTOR(PRODUCTION)	1	1113531	—	—	—	—
2 041	STARTER MOTOR(SERVICE)	1	1113531	—	—	—	—
2 043	ARMATURE	1	1486471	—	—	—	—
2 043	BEARING CTR	1	1476582	—	—	—	—
2 077	BOLT HHJ	AP	198093H	—	—	—	—
2 077	BOLT W/EXT THRD	1	197537H	—	—	—	—
2 108	BOLT SCL SW & C E. MSG BTR	1	197126H	—	—	—	—
2 061	BUSH	4	1852893	—	—	—	—
2 067	BUSHING C E	1	1891427	—	—	—	—
2 081	BUSHING CTR BRG	1	1894023	—	—	—	—
2 045	COIL FIELD	1	1980473	—	—	—	—
2 062	COIL/GR FINION STOP	1	1954413	—	—	—	—
2 062	COIL/GR FINION STOP C E	1	1978021	—	—	—	—
2 102	CONNECTOR, F.C COILS TO SW	1	1876138	—	—	—	—
2 102	CONTRACT W/PLUSH FOR SCL	1	1956223	—	—	—	—
2 086	CRANK ASM	1	1893445	—	—	—	—
2 067	CRANK C E	1	1964464	—	—	—	—
2 102	CRANK/GR FIELD FRAME	1	1955045	—	—	—	—
2 052	HOLDER BRUSH GRD	4	1876359	—	—	—	—
2 052	HOLDER BRUSH INSL	AP	800091	—	—	—	—
2 085	HOUSING DRIVE	1	19495519	—	—	—	—
2 055	LEAD BRUSH GRD	2	1876361	—	—	—	—
2 108	LEVER SHIFT	1	1931667	—	—	—	—
2 052	PLN BRUSH HOLDER SUPT	2	1965923	—	—	—	—
2 108	PLN COWEL	1	1947739	—	—	—	—
2 108	PLN PLUNGER ATTACH TO SHIFT LVR	1	1967049	—	—	—	—
2 113	PLUNGER	1	1941111	—	—	—	—
2 077	POLE SHOE	4	1807321	—	—	—	—
2 063	RING FINION STOP RET C E	1	1928322	—	—	—	—
2 077	SCREW POLE SHOE	AP	1963396	—	—	—	—
2 109	SHAFT, SHIFT LEVER	1	1945804	—	—	—	—
2 053	SPRING BRUSH	2	1986019	—	—	—	—
2 109	SPRING PLUNGER RETJRN	1	1978281	—	—	—	—
2 057	SUPPORT BRUSH HOLDER	2	1876458	—	—	—	—
2 100	SWITCH, SOLENOID	1	1114373	—	—	—	—
2 163	WASHER, BRANK C E	1	1964076	—	—	—	—
2 108	WASHER, CTR BRG & MOTOR CR. BTR	1	1921453	—	—	—	—
2 167	WEEK, C E	1	1891328	—	—	—	—

GROUP 3.000

FUEL EXHAUST CARBURETOR

ALPHABETICAL INDEX

A		G	
AIR CLEANER, Air Intake	3 402	GAGE, Instrument Panel Fuel Gage	3 108
B		GASKET, Engine Vacuum Pump	3 750
BASE, Engine Fuel	3 880	GASKET, Fuel Injector Metering	3 332
BOLT, Carburetor to Manifold	3 288	GASKET, Fuel Injector Pump	3 306
BOLT, Engine Fuel	3 890	GASKET, Fuel Meter	3 372
BOLT, Exhaust Manifold End Bolt	3 604	GASKET, Fuel Meter Control	3 316
BOLT, Fuel Tank Filler	3 003	GASKET, Fuel Pump Mounting	3 804
BOLT, Fuel Tank Store Shield	3 015	GASKET KIT, Fuel Injector Metering	3 332
BRACE, Fuel Line	3 163	GASKET KIT, Manifold to Cylinder Head	3 270
BRACE, Fuel Pipe	3 162	GEAR, Fuel Pump	3 935
BRACKET, Engine Fuel	3 390	GOVERNOR GAGE & T, Fuel Injector Pump	3 305
BRACKET, Fuel Injection	3 330	H	
BRACKET, Fuel Tank Store Shield	3 015	HANGER, Exhaust Mounting	3 706
C		HANGER, Exhaust Muffler	3 704
CABLE, Accelerator Control	3 430	HEATER, Engine Fuel	3 690
CAM, Fuel Tank Mount	3 107	HOSE, Fuel Line	3 163
CAP, Fuel Injector Metering	3 332	HOSE, Fuel Tank Filler	3 003
CAP, Fuel Pump Mounting	3 901	HOUSING, Fuel Tank Filler	3 003
CAP, Fuel Tank Filler	3 003	I	
CAP, Fuel Tank Filler	3 028	INSERT, Fuel Injection	3 330
CLAMP, Catalytic Converter	3 690	NSU, AIR, Fuel Tank Mounting	3 022
CLAMP, Engine Fuel	3 690	M	
CLAMP, Exhaust Pipe	3 616	MANIFOLD, Engine Exhaust Manifold	3 601
CLAMP, Exhaust System Attaching	3 702	MANIFOLD, Engine Fuel Intake Manifold	3 266
CLAMP, Fuel Injection	3 330	METER, Fuel Tank Meter	3 107
CLAMP, Fuel Pipe	3 162	MUFFLER, Exhaust	3 701
CLAMP, Fuel Tank Filler	3 003	N	
C.I.P. Fuel Injection	3 330	NOZZLE, Fuel Injector Metering	3 332
C.I.P. Fuel Pipe	3 152	NUT, Air Cleaner and Silencer	3 403
C.I.P. Fuel Pump Mounting	3 901	NUT, Fuel Injection	3 330
C.I.P. Fuel Tank Evaporator Control (Engine End)	3 130	O	
CONNECTOR, Fuel Injection	3 330	O RING, Fuel Injector Pump	3 306
COVER, Fuel Meter	3 322	F	
COVER, Fuel Tank Filler Neck	3 008	FILTER, Engine Fuel	3 990
E		FILTER, Fuel Tank Drain	3 110
ELEMENT, Air Cleaner Intake	3 410	FRAME KIT, Fuel Injection	3 304
ELEMENT, Engine Fuel	3 880	G	
F		H	

ALPHABETICAL INDEX

P

PEDAL, Accelerator Pedal	3 451
P.N. Fuel Injection Distributor	3 340
P.N. Fuel Injector Pump	3 306
P.P.E. Exhaust	3 609
P.P.E. Exhaust Tail Pipe	3 705
PIPE, Fuel Injection	3 330
PIPE, Fuel Line	3 163
P.P.E. Fuel Tank Filler	3 003
PLATE, Engine Fuel	3 890
PLATE, Fuel Pump Mounting	3 901
PLUG, Engine Fuel	3 890
PLUG, Fuel Injector Pump	3 306
PLUG, Fuel Pump Mounting	3 901
PROTECTOR, Fuel Tank Stone Shield	3 015
PUMP, Engine Fuel Pump	3 900
PUMP, Engine Vacuum Pump	3 280
PUMP, Fuel Injector Pump	3 306

R

REINFORCEMENT, Accelerator Linkage	3 454
REINFORCEMENT, Fuel Filter	3 157
RETAINER, Accelerator Control	3 425
RETAINER, Fuel Injection	3 330
RETAINER, Fuel Tank Filler Neck	3 008
RING, Fuel Injector Pump	3 306
ROD, Accelerator Pedal	3 431
ROD, Fuel Pump	3 935

S

SCREW, Engine Fuel	3 890
SCREW, Fuel Injector Pump	3 306
SCREW, Fuel Pump Mounting	3 901
SEAL, Air Cleaner to Carburetor Mounting	3 406
SEAL, Engine Fuel	3 890
SEAL, Exhaust Pipe	3 611
SEAL, Fuel Gauge to Tank	3 112
SEAL, Fuel Injection	3 330
SEAL, Fuel Injection Distributor	3 340
SEAL, Fuel Injector Pump	3 306
SEAL, Fuel Tank Filler Neck	3 008
SENSOR, Emission Control Sensors	3 682
SENSOR, Fuel Tank Meter	3 107
SHIELD, Exhaust Manifold Heater	3 602
SHIELD, Fuel Line	3 163
SHIELD, Fuel Tank Stone Shield	3 015
SOLENOID, Fuel or Air Meter	3 314
SOLENOID, Throttle Control	3 440
SPACE, Fuel Pipe	3 152
SPRING, Accelerator Return Spring	3 459
SPRING, Exhaust Pipe	3 613
STRAP, Exhaust Pipe	3 616
STRAP, Exhaust System Attaching	3 708
STRAP, Fuel Tank Mounting	3 022
STUD, Air Cleaner and Silencer	3 403
STUD, Exhaust Pipe	3 613
STUD, Fuel Injector Pump	3 306
STUD, Intake & Exhaust Manifold	3 275
SUPPORT, Accelerator Linkage	3 454
SUPPORT, Exhaust Muffler	3 704
SUPPORT, Exhaust Pipe	3 616
SUPPORT, Fuel Pipe	3 152
SUPPORT, Fuel Tank Filler	3 003
SUPPORT, Fuel Tank Stone Shield	3 015
SWITCH, Engine Fuel	3 890
SWITCH, Throttle Control	3 440

T

TANK, Fuel	3 001
TUBE & T. Fuel Injector Pump	3 306

W

WASHER, Air Cleaner and Silencer	3 403
WASHER, Fuel Injector Pump	3 306
WASHER, Instrument Panel Fuel Gauge	3 108
WIRE, Fuel Tank Gauge	3 115

FUEL EXHAUST-CARBURETION

3.001		TANK, Fuel					
84-87	D1	14050685	1	232.00	TANK, FUEL		
84-87	D3	14071984	1	149.00	TANK, FUEL		
3.003		BOLT-CAP-CLAMP-HOSE-HOUSING-PIPE-SUPPORT, Fuel Tank Filler					
84-87	D1	15598758	6	59	BOLT, F/TNK SHL D13/8-16X1 1/2(3.015)		
84-87	D3	15598758	8	59	BOLT, F/TNK SHLPT(3/8-16X1 1/2)(3.015)		
84-87	D1.3	14083319	1	1.05	CAP, FUEL TANK DRN PIPE		
84-86	D1.3	14052374	AR	81	CLAMP, FLE. TANK FIL VENT(8.846)		
84-86	D1.3	14083318	1	69	CLAMP, FLE. TANK DRN PIPE		
84-86	D1.3	22518566	2	84	CLAMP, F/TANK FIL NK HOSE(1.166)		
84-87	D1	14049494	1	7.90	HOSE, FUEL TANK F L NFCK(26.75 IN)		
84	D3 W/E35 E63	14083328	1	14.85	HOSE, FUEL TANK F L		
84	D3 W/Y5B ZW3	14083334	1	16.05	HOSE, FUEL TANK F L		
84	D3 W/Y5B ZW3	14083335	1	6.95	HOSE, FUEL TANK FIL VENT		
84-87	D3 W/Y5F Y5G	14036751	1	6.45	HOSE, FUEL TANK FIL VENT		
86-87	D3 W/Y5A Y5C	14083328	1	14.85	HOSE, FUEL TANK FIL		
86-87	D3 W/Y5B Y5F	14083334	1	16.05	HOSE, FUEL TANK FIL		
86-87	D3 W/Y5B Y05	14083335	1	6.95	HOSE, FUEL TANK FIL VENT		
84-87	D1	14083329	1	10.15	HOUSING, FUEL TANK FIL PIPE		
84	D3 W/E35 E63	14083363	1	6.70	HOUSING, FUEL TANK FIL PIPE		
86-87	D3 W/Y5A Y5C	14083363	1	8.70	HOUSING, FUEL TANK FIL PIPE		
84-87	D1	14083325	1	37.50	PIPE, FUEL TANK FIL UPH		
84-87	D3 W/E35 E63	14083327	1	22.05	PIPE, FUEL TANK FIL UPH		
84	D3 W/Y5B ZW9	14083333	1	29.50	PIPE, FUEL TANK FIL UPH		
86-87	D3 W/Y5B Y5R	14083333	1	29.50	PIPE, FUEL TANK FIL UPH		
84-87	D3	334522	1	1.30	SUPPORT, FUEL TANK SH F-D		
3.008		COVER-RETAINER-SEAL, Fuel Tank Filler Neck					
84-87	D1	478916	1	6.25	COVER, FUEL TANK FILLER NECK		
84-87	D1	480534	AR	36	RETAINER, FUEL TANK PROT'R (25 THK) (PAINT TO MATCH)		
84-87	D1	478927	1	5.60	SEAL, FUEL TANK FILLER NECK COVER		
3.015		BOLT-BRACKET-PROTECTOR-SHIELD-SUPPORT, Fuel Tank Stone Shield					
84-87	D3	14072686	AR	42	BOLT, FUEL TANK SHIELD (5/16-18X3/4)		
84-87	D3	344714	1	1.60	BRACKET, FUEL TANK SHIELD (INTER. DR RR)		
84-87	D3	15598221	1	1.45	BRACKET, F/TANK SHLD FRT		
84-87	D1	14020491	LM	7.35	PROTECTOR, FUEL TANK		
84-87	D1	14020492	RM	7.35	PROTECTOR, FUEL TANK		
84-87	D1	388762	1	117.00	SHIELD, FUEL TANK		
84-87	D3	334521	1	1.15	SHIELD, FUEL TANK FRT		
84-87	D3	334523	1	2.25	SHIELD, FUEL TANK RR		
84-87	D3	474955	1	92.00	SHIELD, FUEL TANK BOTTOM		
84-87	D3	341287	1	8.10	SUPPORT, FUEL TANK REAR		
84-87	D3	457525	1	12.85	SUPPORT, FUEL TANK FHI		
3.022		INSULATOR-STRAP, Fuel Tank Mounting					
84-86	D1	6260631	1	83	INSULATOR, FUEL TANK ANTISQUEAK (2 1/2 X 34 1/2)		
84-86	D1	6263877	2	63	INSULATOR, FUEL TANK ANTISQUEAK (2 1/2 X 7)		
84-87	D1	334876	2	13.65	STRAP, FUEL TK		
84-86	D1	334878	2	16.40	STRAP, FUEL TANK		
84-87	D3	359847	1	8.60	STRAP, FUEL TANK FHI		
84-87	D3	6262756	1	5.45	STRAP, FUEL TANK HR		
3.028		CAP, Fuel Tank Filler					
84-87	D1.3	14083328	1	7.65	CAP, FUEL TANK		
3.107		CAM-METER-SENSOR, Fuel Tank Meter					
84-87	D1.3	22516548	1	1.35	CAM, FUEL SENDER		
84-87	D1	25004140	1	90.60	METER, FUEL		
84-87	D3	25004137	1	77.95	METER, FUEL		
84-87	D1.3	15588774	1	40.25	SENSOR, FUEL WATER		
3.108		GAGE-WASHER, Instrument Panel Fuel Gage					
84-87	D1.3	6433429	1	26.10	GAGE, FUEL		
84-86	D1.3 W/ANALOG CLUSTERS	6455751	AR	.24	WASHER, SPEEDO-TACH-GA		
3.110		FILTER, Fuel Tank Gage					
84-87	D1.3	25055272	1	10.72	FILTER, FUEL(N TANK)		

FUEL-EXHAUST-CARBURETION

3.112 SEAL, Fuel Gage to Tank			
84-87 D1, 3	22515985	1 40	SEAL, FUEL METER(TANK UNIT)
3.115 WIRE, Fuel Tank Gage			
84-87 D1, 3	8906127	1 875	WIRE, FUEL TANK METER, EXT
3.130 CLIP, Fuel Tank Evaporator Control(Engine End)			
84-87 D1, 3	14033921	3 42	CLIP, FUEL INJ PIPE(RIGHT SIDE OF ENG)
84-87 D1, 3	14033922	3 42	CLIP, FUEL INJ PIPE(LEFT SIDE OF ENG)
3.162 BRACE-CLAMP-CLIP-REINFORCEMENT-SPACER-SUPPORT, Fuel Pipe			
85-86 D1	15593979	LH 18 10	BRACE, FUEL RR PIPE SLPT(7 039)
84-87 D1, 3	22518686	1 47	CLAMP, CARB BOW, VENT HOSE(1 168)
84-87 D1	2399078	6 43	CLIP, FUEL RTN FRT, RR PIPE(4 808)
84-87 D1	14018630	1 38	CLIP, FUEL FEED RH PIPE
84-87 D1, 3	14033893	1 39	CLIP, FUEL DRN BK PIPE
84-87 D1, 3	14033895	1 39	CLIP, FUEL DRN BK PIPE
84-87 D3	487524	2 38	CLIP, FUEL FEED RH PIPE
84-87 D3	2399078	4 43	CLIP, FUEL HTN FRT PIPE(4 808)
84-87 D3	14034543	LH 63	CLIP, FUEL P PH
85-87 D3	15593955	1 44 75	REINFORCEMENT, FUEL RR PIPE SUPT (7 012)
85-87 D1, 3	10005420	1 80	SPACER, FUEL P PH(9 171)
84 D3	487509	1 8 80	SUPPORT, RH FUEL PIPE
3.163 BRACE-HOSE-PIPE-SHIELD, Fuel Line			
84-87 D3	14034546	1 1.15	BRACE, FUEL RR HOSE SHIELD
84 D1, 3	14045819	1 2 90	HOSE, FUEL FEED INTER
84-87 D1, 3	14083301	1 3.10	HOSE, FUEL FLTR INL
84-87 D1, 3	14083302	1 5 90	HOSE, FUEL FLTR OTLT
84-87 D1, 3	14083391	1 5 45	HOSE, FUEL FEED FRT
84-86 D1, 3	14086306	AR 2 95	HOSE, FUEL DRN BK
84-87 D1, 3	14081588	1 4 40	PIPE, FUEL DRN BK
84-87 D3	15522392	1 10 15	SHIELD, FUEL OR AUX TANK HOSE
85-87 D3	15522392	1 10 15	SHIELD, FUEL HOSE
3.266 MANIFOLD, Engine Fuel Intake Manifold			
84-87 D1, 3	14071086	1 359 00	MANIFOLD, INL
3.270 GASKET KIT, Manifold to Cylinder Head			
84-87 D1, 3	14044976	1 12 10	GASKET KIT, INT MANIF
3.275 STUD, Intake & Exhaust Manifold			
84-86 D1, 3	10035836	4 65	STUD, INT MANIF (M10X1 5X20/M10X 5X20, 10 B POR (0 004)
84-87 D1, 3	14028921	4 35	STUD, INT MANIF (M10X1 5X58/M10X1 5X17)
84-87 D1, 3	14028924	3 1 15	STUD, EXH MANIF LH
84 D1, 3	14033948	4 1 35	STUD, INT MANIF(0 004)
3.280 GASKET-PUMP, Engine Vacuum Pump			
84-87 D1, 3	14022648	1 33	GASKET, OIL DR & VAC PUMP
84-87 D1, 3	7839418	1 159 00	PUMP, DR VE & VAC
3.288 BOLT, Carburetor to Manifold			
84-85 D1, 3	14043380	7	BOLT, INT MANIF(0 002)
85-87 D1, 3	1635490	7 26	BOLT, INT MANIF(7 039)
3.304 FRAME KIT, Fuel Injection			
84-87 D1, 3	14087411	1 78 00	FRAME KIT, W/ARM, SOL & SHUTDOWN COIL
3.306 GASKET-GOVERNOR CAGE KIT-O RING-PIN-PLUG-PUMP-RING-SCREW-SEAL-STUD-TUBE KIT-WASHER, Fuel Injector Pump			
84-87 D1, 3	14022851	1 33	GASKET, FUEL INJ PUMP
84-85 D1, 3	22529991	1 61 50	GOVERNOR CAGE KIT, C.I.D.
84-85 D1, 3	14087419	1 92	O RING, DR SHF RET
84-87 D1, 3	15547132	1 15 10	PIN, CAM ADVANCE F/INJ
84-87 D1, 3	311981	1 2 85	PLUG, POWER SH 3381
84-87 D1, 3	15547143	1 11 55	PLUG, ADV SCREW HOLE F/INJ
84 D1, 3	14077134	1 753.00	PUMP, FUEL INJ
85-87 D1, 3	23500413	1 945.00	PUMP, FUEL INJ
85 D1, 3	23500414	1 945.00	PUMP, F/INJ(CJCV ARTIC)
84-85 D1, 3	14063880	1 7.30	RING, FLEX RET

FUEL-EXHAUST-CARBURETION

3.306 GASKET-GOVERNOR CAGE KIT-O RING-PIN-PLUG-PUMP-RING-SCREW-SEAL-STUD-TUBE KIT-WASHER, Fuel Injector Pump (Con't)

84-85	D1, 3	14067412	1	92	RING, DR SHFT RET
84	D1, 3	14078083	1	150	SCREW, GOV CVR
84-87	D1, 3	15528632	1	320	SEAL, HOUSING PRESS TAP (STAN PUMP)
84-87	D1, 3	15528635	1	150	SEAL, TRANSFER PUMP
84-87	D1, 3	15589831	1	155	SEAL, HO LOCATING SCR
84-87	D1, 3	15593366	1	560	SEAL, HYD HD
84-87	D1, 3	10024396	1	110	STUD, F/INJ PUMP UPR (D029)
84-87	D1, 3	14024203	2	.99	STUD, FUEL INJ PUMP
87	D1, 3	15546778	1	14100	TUBE KIT, PILOT
84	D1, 3	14079064	1	.20	WASHER, GOV CVR LK
84	D1, 3	14079065	1	20	WASHER, GOV CVR FLA1
84-87	D1, 3	15547127	1	195	WASHER, THRUST SLEEVE

3.314 SOLENOID, Fuel or Air Meter

84-87	D1, 3	15529646	1	45 00	SOLENOID, COLD ADV
-------	-------	----------	---	-------	--------------------

3.318 GASKET, Fuel Meter Control

84-87	D1, 3	15529640	1	4 90	GASKET, TIMING WINDOW CVR
-------	-------	----------	---	------	---------------------------

3.322 COVER-GASKET, Fuel Meter

84-87	D1, 3	14075393	1	31 75	COVER, F/INJ GOV CONT
84-87	D1, 3	15589838	1	3 30	GASKET, CONT CVR

3.330 BRACKET-CLAMP-CLIP-CONNECTOR-INSERT-NUT-PIPE-RETAINER-SEAL, Fuel Injection

84-87	D1, 3	14033824	2	3 30	BRACKET, FUEL INJ PIPE
84-87	D1, 3	14033955	4	57	CLAMP, FUEL INJ PIPE
84-87	D1, 3	580613	4	33	CLIP, FUEL PIPE (HOLDS 2 PIPES)
84-87	D1, 3	14033953	1	55	CLIP, FUEL INJ PIPE
84-87	D1, 3	14067420	1	9 30	CONNECTOR, RET LINE
84-87	D1, 3	580614	12	33	INSERT, FUEL INJ PIPE
84-87	D1, 3	14077146	4	16	INSERT, F/INJ PIPE
84-87	D1, 3	14033919	6	160	NUT, F/INJ PIPE
84-87	D1, 3	14033911	1	26 00	PIPE, F/INJ (X1 CYL) (616.4 MM)
84-87	D1, 3	14033912	1	26 00	PIPE, F/INJ (X2 CYL) (615.6 MM)
84-87	D1, 3	14033913	1	26 00	PIPE, F/INJ (X3 CYL) (615.6 MM)
84-87	D1, 3	14033914	1	26 00	PIPE, F/INJ (X4 CYL) (615.6 MM)
84-87	D1, 3	14033915	1	26 00	PIPE, F/INJ (X5 CYL) (616.3 MM)
84-87	D1, 3	14033916	1	26 00	PIPE, F/INJ (X6 CYL) (616.4 MM)
84-87	D1, 3	14033917	1	26 00	PIPE, F/INJ (X7 CYL) (615.6 MM)
84-87	D1, 3	14033918	1	26 00	PIPE, F/INJ (X8 CYL) (615.6 MM)
84-85	D1, 3	14067405	1	57 75	RETAINER, GOV W/
84-87	D1, 3	15529838	1	2 50	SEAL, CONNECTOR

3.332 CAP-GASKET-GASKET KIT-NOZZLE, Fuel Injector Metering

84-87	D1, 3	14066301	2	42	CAP, F/INJ NOZ
84-87	D1, 3	14025557	8	45	GASKET, INJECTOR NOZZLE
84-87	D1, 3	14067404	1	NL	GASKET KIT, F/INJ PUMP REBUILD
84-87	D1, 3	14059057	8	36 50	NOZZLE, W/HOLDER (REMANUFACTURED)

3.340 PIN-SEAL, Fuel Injection Distributor

84-87	D1, 3	14067406	1	16	PIN, VAC MODULE DR
84-85	D1, 3	14067409	1	98	SEAL, THROT SHF
84-87	D1, 3	14083510	1	2 80	SEAL, THROT SHF
84-87	D1, 3	15529837	1	2 00	SEAL, ADV PISTON HOLE
84-87	D1, 3	15589841	1	1 70	SEAL, ADV SCR HOLE PLG

3.402 AIR CLEANER, Air Intake

84-87	D1, 3	25041919	1	211 00	AIR CLEANER
-------	-------	----------	---	--------	-------------

3.403 NUT-STUD-WASHER, Air Cleaner and Silencer

84-87	D1, 3	14001197	2	37	NUT, A/CL
84-87	D1, 3	14033948	2	59	STUD, A/CL
84-87	D1, 3	2077977	AR		WASHER, FL 34X 65X 0.78 HARD CAD. FLURDC

3.406 SEAL, Air Cleaner to Carburetor Mounting

84-87	D1, 3	14033942	1	61	SEAL, A/CL
-------	-------	----------	---	----	------------

3.410 ELEMENT, Air Cleaner Intake

84-88	D1, 3	8996118	1	NL	ELEMENT (PAPER) (A644C)
-------	-------	---------	---	----	-------------------------

FUEL-EXHAUST-CARBURETION

3.425		RETAINER, Accelerator Control			
84-87	D1, 3	10035906	AR	26	RETAINER (5/32 CABLE) SPR STL PHOS (3 980)
3.430		CABLE, Accelerator Control			
84-87	D1, 3	14038544	1	10 25	CABLE, ACCEL CONT
3.431		ROD, Accelerator Pedal			
84	D1, 3	465408	1	5 50	ROD, ACCEL PEDAL
85-87	D1, 3	15590123	1	2 20	ROD, ACCEL PEDAL
3.440		SOLENOID-SWITCH, Throttle Control			
84-87	D1, 3	14068265	1	17 00	SOLENOID, IDLE
84-87	D1, 3	14071047	1	8 85	SWITCH, COLD ADV TEMP (3/8-18) (2 PRONG)
3.451		PEDAL, Accelerator Pedal			
84-87	D1, 3	468234	1	2 80	PEDAL, ACCEL
3.454		REINFORCEMENT-SUPPORT, Accelerator Linkage			
84-87	D1, 3	342406	1	7 85	REINFORCEMENT, ACCEL PED LVR
84-87	D1, 3	3993087	1	2 05	SUPPORT, ACCEL PEDAL LVR
84-87	D1, 3	14038847	1	2 50	SUPPORT, ACCEL CONT CBL
3.459		SPRING, Accelerator Return Spring			
84-87	D1, 3	336989	1	55	SPRING, ACCEL PEDAL TENSION
84-87	D1, 3	14024997	1	2 95	SPRING, ACCEL CONT COL INR RTN
3.501		MANIFOLD, Engine Exhaust Manifold			
84-87	D1, 3	14022557	LH	143 00	MANIFOLD, EXH
84-87	D1, 3	14025588	RH	143 00	MANIFOLD, EXH
3.602		SHIELD, Exhaust Manifold Heater			
84-87	D1	471089	1	11 90	SHIELD, MUFF HT REFL
3.604		BOLT, Exhaust Manifold End Bolt			
84-87	D1, 3	14028922	8	87	BOLT, EXH MANIF (M 10 X 1 1/2 X 65) (9 173)
84-87	D1, 3	14028923	4	1 15	BOLT, EXH MANIF (M 10 X 1 1/2 X 45)
3.608		PIPE, Exhaust			
84-87	D1	14067759	LH	49 50	PIPE, EXH MANIF
84-87	D1	15595216	RH		PIPE, EXH
84-87	D3	14037856	RH	7 8 75	PIPE, EXH
84-87	D3	14045521	LH	35 00	PIPE, EXH FHT
84-87	D3	14045525	LH	41 75	PIPE, EXH HH
3.611		SEAL, Exhaust Pipe			
84-87	D1, 3	14072686	2	7 10	SEAL, EXH PIPE
3.613		SPRING-STUD, Exhaust Pipe			
84-87	D1, 3	587575	6	1 40	SPRING, EXH MANIF PIPE
84-87	D1, 3	14022654	AR	66	STUD, EXH PIPE LH & RH
3.616		CLAMP-STRAP-SUPPORT, Exhaust Pipe			
85-87	D1, 3	793928	AR	5 06	CLAMP (SADDLE TYPE) (FITS 69 85MM/2.75" PIPE) (3 708)
84-87	D1, 3	379360	AR	59	STRAP, EXH PIPE LWR (2 50 IN)
87	D1, 3	341160	AR	2 20	STRAP, EXH PIPE LWR (2 25 IN) (3 708)
84-87	D1	14037808	RH	10 10	SUPPORT, EXH PIPE
84-87	D3	14022536	RH	16 05	SUPPORT, EXH PIPE
84-87	D3	14034601	LH	9 15	SUPPORT, EXH PIPE
3.682		SENSOR, Emission Control Sensors			
84-87	D1, 3	25038092	1	N.L.	SENSOR, CLNT TEMP
3.690		CLAMP, Catalytic Converter			
84-87	D1, 3	793928	AR	6 05	CLAMP (SADDLE TYPE) (FITS 69 85MM/2.75" PIPE) (3 616)
3.701		MUFFLER, Exhaust			
84-87	D1	14067429	LH	121 00	MUFFLER, W/INLET PIPE
84-87	D1	14067430	RH	110 00	MUFFLER, W/INLET PIPE
84	D3	14063795	2	83 25	MUFFLER,
85-87	D3	15537759	2	55 25	MUFFLER,

FUEL EXHAUST-CARBURETION

3.704 HANGER-SUPPORT, Exhaust Muffler			
84-87 D1	14024581	LH	1 85 HANGER, MUFF & TAIL PIPE INTER SUPT
85-87 D1	15593907	LH	9 85 HANGER, EXH MUFF RR
86-87 D1	15593928	RH	9 85 HANGER, EXH MUFF RR
84-87 O1	14007142	LH	7 50 SUPPORT, MUFF & TAIL PIPE FRT
84 O1	14020478	RH	7 00 SUPPORT, MUFF & TAIL PIPE RR
84 O1	14034613	LH	8 25 SUPPORT, MUFF & TAIL PIPE RR
84-87 O1	14034647	LH	7 50 SUPPORT, MUFF & TAIL PIPE INTER
84-87 O1	14037812	RH	7 70 SUPPORT, MUFF & TAIL PIPE FRT
84-86 O1, 3	14007142	LH	7 50 SUPPORT, MUFF & TAIL PIPE-FRT
84-87 D3	14022637	LH	12 35 SUPPORT, MUFF & TAIL PIPE FRT
84-87 D3	14034603	LH	12 35 SUPPORT, MUFF & TAIL PIPE RR
84-87 D3	14034604	RH	12 35 SUPPORT, MUFF & TAIL PIPE
3.705 PIPE, Exhaust Tail Pipe			
84-87 D1	14044998	RH	32 00 PIPE, MUFF TAIL
84-87 D3	14029956	LH	40 50 PIPE, MUFF TAIL
84-87 D3	14045008	RH	42 50 PIPE, MUFF TAIL
85-87 D1	14044995	LH	32 00 PIPE, MUFF TAIL
3.706 HANGER, Exhaust Mounting			
84-87 D1	14037836	RH	2 70 HANGER, MUFF & TAIL PIPE-FRT SUPT
3.708 CLAMP-STRAP, Exhaust System Attaching			
84-86 D1, 3	352731	AR	6 05 CLAMP (SADDLE TYPE) (FITS 63.50MM/2.50" PIPE)
84 D1, 3	15595048	AR	CLAMP, W/NUT,BOLT U(57.15MM)
84-87 D1, 3	15595206	AR	3 50 CLAMP (SADDLE TYPE) (FITS 60.32MM/2.375" PIPE)
85-87 D1, 3	3634389	AR	2 70 CLAMP (63.5 MM)
86-87 D1, 3	3634476	AR	2 70 CLAMP (SADDLE TYPE) (FITS 2.50 OR 63.50MM)
84 D1, 3	467598	AR	6' STRAP, TAIL PIPE LWR(2.25 IN)
85-87 D1, 3	341180	AR	2 70 STRAP, MUFF FRT/RR(2.25 IN)
3.890 BASE-BOLT-BRACKET-CLAMP-ELEMENT-FILTER-HEATER-PLATE-PLUG-SCREW-SEAL-SWITCH, Engine Fuel			
84-87 D1, 3	15596616	I	110 00 BASE, FUEL FILTER
84-87 D1, 3	15598758	AR	59 BOLT, HEX W/CONN WA (3/8 16X1 125) (3015)
84-87 D1, 3	15596617	I	12 10 BRACKET, FUEL FILTER MTG
84-87 D1, 3	15596613	I	3 95 CLAMP, FUEL FILTER
84-86 O1, 3	22527523	2	58 CLAMP, FUEL HOSE(3.162)
84-87 D1, 3	14075347	1	N. ELEMENT, FUEL FILTER
84 O1, 3	14072480	1	107 00 FILTER, FUEL
84 O1, 3	23500828	1	103 00 FILTER, FUEL
85-87 D1, 3	15599979	1	107 00 FILTER, FUEL
84-87 O1, 3	15596609	1	49 25 HEATER, FUEL
84-87 O1, 3	14043724	1	1 40 PLATE, FUEL FILTER
84-87 D1, 3	15596612	1	82 PLUG, FUEL FILTER VENT
84 D1, 3	15596615	1	3 20 PLUG, FUEL FILTER DRAIN
84-87 D1, 3	15596603	1	69 SCREW, FUEL WATER SENSOR MTG
84-87 D1, 3	15596607	1	87 SCREW, FUEL FILTER MTG
84-87 D1, 3	15529641	1	69 SEAL, FUEL FILTER DRAIN PLUG
84 D1, 3	15583307	1	27 SEAL, VAC SW/O-RING
84-87 D1, 3	15596600	1	87 SEAL, FUEL INTR MTG
84-87 D1, 3	15596614	1	29 50 SWITCH, FUEL FILTER VAC
3.900 PUMP, Engine Fuel Pump			
84-87 D1, 3	6471831	1	N.L. PUMP, FUEL(AC 41618)
3.901 CAP-CLIP-PLATE-PLUG-SCREW, Fuel Pump Mounting			
84-87 D1, 3	14057165	1	11 CAP, F/PUMP INL PIPE
84-87 D1, 3	14033896	1	.37 CLIP, FUEL PUMP PIPE
84-87 D1, 3	14063340	1	1.05 CLIP, FUEL PIPE RR
84-87 D1, 3	22611422	1	.37 CLIP, FUEL PUMP PIPE FRT (4.686)
84-87 D1, 3	3719599	1	2.05 PLATE, F/PUMP MTG
84-87 D1, 3	15547139	1	14 60 PLUG, SPR SI
84-87 D1, 3	3895411	2	38 SCREW, W/LOCKWASHER,F/PUMP
3.904 GASKET, Fuel Pump Mounting			
84-87 D1, 3	3705044	1	38 GASKET, F/PUMP MT PLT
84-87 D1, 3	9778705	1	30 GASKET, F/PUMP
3.935 GEAR-ROD, Fuel Pump			
84-87 D1, 3	14022652	1	43 75 GEAR, FUEL INJ PUMP DRIVEN

FUEL-EXHAUST-CARBURETION

3.935		GEAR-ROD, Fuel Pump		(Con't)	
84-87	01.3	14022653	1	43.75	GEAR. FUEL INJ PUMP DRIVE
84-87	01.3	14050425	1	5.35	ROD. F/PUMP PUSH

FUEL - EXHAUST - CARBURETION

1987 --- FUEL TANK METER ASSEMBLIES (PRIMARY TANKS)

USAGE	3.1DT METER	METER OUTLETS	GROUND WIRE COLOR	3.3D1 FUEL TANK	APPROX. CAPACITY (LITERS)
31	253C4140	4	BLACK	10042785	C
32	253C4137	4	BLACK	10042784	C

NOTES

FUEL - EXHAUST - CARBURETION

1986 FUEL INJECTION PUMPS

PRODUC- TION NUMBER	DIV	LSAGE	COLUMN
14077134	CT	DL 3	1

FUEL - EXHAUST - CARBURETION

1985 FUEL INJECTION PUMPS

GROUP	DESCRIPTION	QTY	1	2	3	4	5
3 300	PUMP F/THL	1	14077134	—	—	—	—
3 320	CONNECTOR RTV LANE	1	14067420	—	—	—	—
3 322	COVER DOV COAT	1	14073193	—	—	—	—
1 304	PRVW KIT & ARM SOL & SHUTDOWN	1	14067411	—	—	—	—
1 312	GASKET KIT F/THL PUMP	1	14067404	—	—	—	—
3 327	GASKET COAT C/R	1	15389539	—	—	—	—
1 318	GASKET TIMING LINE C/R	1	15329640	—	—	—	—
3 340	RTN VAC MODULE OR	1	14067406	—	—	—	—
3 330	RETAINER DOV WT	1	14067405	—	—	—	—
3 305	RTNG DR SPR RET	1	14067412	—	—	—	—
3 305	RTNG FLEX RET	1	14053880	—	—	—	—
3 340	SEAL ADV PSTN HO F	1	15329637	—	—	—	—
3 340	SEAL ADV SCR HOLE PLUG	1	15389541	—	—	—	—
3 306	SEAL GEP STD	1	15329632	—	—	—	—
3 306	SEAL HC LCC SCR	1	15389531	—	—	—	—
3 306	SEAL HYD PD	1	15329636	—	—	—	—
3 300	SEAL RTH LINE DOWN	1	15329634	—	—	—	—
3 340	SEAL THROT SHAFT	1	14067409	—	—	—	—
3 300	SEAL TRANSFER PUMP	1	15329635	—	—	—	—
3 314	SCHEMATIC CULC ADV	1	15329645	—	—	—	—

FUEL - EXHAUST - CARBURETION

1986 FUEL INJECTION PUMPS

PRODUCTION NUMBER	DIV.	USAGE	COLUMN
23500412	OT	31.3	1

FUEL - EXHAUST - CARBURETION

1986 FUEL INJECTION PUMPS

GROUP	DESCRIPTION	QTY	1	2	3	4	5
1 305	PUMP F/W.	1	20500413	—	—	—	—
1 305	BEARING NEEDLE	1	140614	—	—	—	—
1 340	RUSHING KIT THROTT SHAFT	1	15545775	—	—	—	—
1 330	CONNECTOR RTH LINE	1	14061430	—	—	—	—
1 322	COVER SOV CONT	1	14075393	—	—	—	—
1 304	FRAME KIT W/ARM, SOL & SHUT-DOWN COIT	1	14061411	—	—	—	—
1 332	GASKET KIT F/IN. PUMP	1	14075394	—	—	—	—
1 322	GASKET, GHT C/R	1	15589939	—	—	—	—
1 312	GASKET TYPING LINE C/R	1	15529540	—	—	—	—
1 306	PTN, FAY ACV	1	15547133	—	—	—	—
1 340	PIN VAC MODULE CR	1	14061406	—	—	—	—
1 306	PLUG ADV SCREW HOLE	1	15547141	—	—	—	—
1 306	PLUG, PSTM PWR	1	311281	—	—	—	—
1 301	PLUG, NFR SE	1	15547139	—	—	—	—
1 306	RING, OF SHF PFT	1	14061419	—	—	—	—
1 340	SEA. ADV PSTM HOLE	1	15529537	—	—	—	—
1 340	SEA. ADV SCR HOLE PLUG	1	15589941	—	—	—	—
1 306	SEA. FC LSC SCR	1	15589931	—	—	—	—
1 306	SEA. FSG PRESS TAP	1	15529532	—	—	—	—
1 306	SEA. FVC HO	1	15589936	—	—	—	—
1 330	SEA. RTH LINE CONN	1	15529536	—	—	—	—
1 340	SEA. THROTT SHAFT	1	14083113	—	—	—	—
1 306	SEA. THROTT PUMP	1	15529535	—	—	—	—
1 314	SOLENOID COIL ADV	1	15529546	—	—	—	—
1 306	TUBE KIT PLOC	1	15546716	—	—	—	—
1 306	WASHER THROTT SLV	1	15547127	—	—	—	—

FUEL - EXHAUST - CARBURETION

1987 FUEL INJECTION PUMPS

PRODUC- TION NUMBER	QTY.	USAGE	COLUMN
22600412	CT	01 3 ..	L

FUEL - EXHAUST - CARBURETION

1987 FUEL INJECTION PUMPS

GROUP	DESCRIPTION	QTY	1	2	3	4	5
1 306	PUMP, F/INJ.	1	23500411	—	—	—	—
1 306	BEARING, NEEDLE	1	148414	—	—	—	—
1 340	BUSHING KIT, THROT SHAFT	1	15546176	—	—	—	—
1 330	CONNECTOR RTN LINE	1	14067420	—	—	—	—
1 322	COVER, GOV. CONT.	1	14071593	—	—	—	—
3 304	FRAME KIT, W/ARM, SOL & SHUTDOWN COTL	1	14067411	—	—	—	—
3 332	GASKET KIT, F/INJ. PUMP	1	14071394	—	—	—	—
3 322	GASKET, GOVT. CVP	1	15585930	—	—	—	—
3 318	GASKET, TIMING LINE 2V4	1	15529648	—	—	—	—
3 306	PIN, CAM ADV	1	15547132	—	—	—	—
3 340	PIN, VAC MODULE OR	1	14067406	—	—	—	—
3 306	PLUG, ADV SCREW HOLE	1	15547143	—	—	—	—
3 306	PLUG, PSTN PWR	1	311991	—	—	—	—
3 306	PLUG, SPR SI	1	15347139	—	—	—	—
3 306	RTN, DR SHF RET	1	14067419	—	—	—	—
3 340	SEA., ADV PSTN HOLE	1	15529631	—	—	—	—
3 340	SEA., ADV SCR HOLE PLUG	1	15589941	—	—	—	—
3 306	SEA., H3 LOC SCR	1	15589911	—	—	—	—
3 306	SEA., HSG PRESS TAP	1	15529632	—	—	—	—
3 306	SEA., HYD HO	1	15593765	—	—	—	—
3 330	SEA., RTN LINE COMM	1	15529635	—	—	—	—
3 340	SEA., THROT SHAFT	1	14053510	—	—	—	—
3 306	SEA., TRANSFER PUMP	1	15529635	—	—	—	—
3 314	SOLENOID, COIL ADV	1	15529646	—	—	—	—
3 306	TUBE KIT, PILOT	1	15545776	—	—	—	—
3 306	WASHER THROST SLV	1	15547127	—	—	—	—

FUEL - EXHAUST - CARBURETION

1985 AIR CLEANERS

PRODUCTION NUMBER	DIV.	USAGE	COLUMN
25041910	CT	01 3	1

FUEL - EXHAUST - CARBURETION

1985 AIR CLEANERS

GROUP	DESCRIPTION	QTY	1	2	3	4	6
3 432	AIR CLEANER (PRODUCTION)	1	25041910	—	—	—	—
3 410	ELEMENT (PAPER) (AF 440)	1	8926118	—	—	—	—

1986 AIR CLEANERS

PRODUCTION NUMBER	DTV	USAGE	COLUMN
25041910	CT	CL.3	J

FUEL - EXHAUST - CARBURETION

1986 AIR CLEANERS

GROUP	DESCRIPTION	QTY	1	2	3	4	5
3 402	AIR CLEANER PRODUCTION	1	25041910	—	—	—	—
3 402	ELEMENT (PAPER, ALU) (1)	1	9995113	—	—	—	—

FUEL - EXHAUST - CARBURETION

1987 AIR CLEANERS

PRODUC- TION NUMBER	DIV	USAGE	COLUMN
25041910	CT	D1.3	1

FUEL - EXHAUST - CARBURETION

1987 AIR CLEANERS

GROUP	DESCRIPTION	QTY	1	2	3	4	5
3 AC2	AIR CLEANER; PRODUCTION	1	25041910	—	—	—	—
3 AC2	ELEMENT; PAPER; (A544C)	1	8996118	—	—	—	—

GROUP 4.000

TRANSMISSION — BRAKES

ALPHABETICAL INDEX

A

ACCUMULATOR KIT, Power Brake Booster-Hydraulic	4 520
ACTUATOR, Transmission Parking Brake	4 290
ADAPTER, Speedometer Driven Gear	4 329
ADAPTER, Transfer Case	4 510

B

BAFFLE, Brake Master Cylinder Rod	4 659
BALL, Brake Master Cylinder	4 651
BALL, Transmission Control Valve	4 265
BAND, Transmission Brake	4 251
BEARING, Transfer Case	4 520
BEARING, Transmission Rear Internal Gear	4 167
BEARING, Transmission Sun Gear	4 158
BEZEL, Transfer Case Shift Control	4 570
BODY, Transmission Oil Pump	4 224
BOLT, Brake Hose	4 671
BOLT, Brake Hose or Pipe	4 681
BOLT, Brake Master Cylinder Secondary	4 653
BOLT, Brake Pedal	4 634
BOLT, Brake Pressure Regulator	4 690
BOLT, Lower Sun Gear and Clutch	4 162
BOLT, Oil Pan Pump Suction	4 197
BOLT, Transfer Case	4 510
BOLT, Transfer Case	4 555
BOLT, Transfer Case Shift Control	4 570
BOLT, Transmission Control Valve	4 265
BOLT, Transmission Converter	4 115
BOLT, Transmission Front Servo	4 226
BOLT, Transmission Mounting	4 095
BOLT, Transmission Oil Pan	4 185
BOLT, Wheel Brake Cylinder or Caliper	4 665
BOOSTER, Power Brake Booster (Hydraulic)	4 805
BOO, Brake Master Cylinder Rod	4 659
BRIOT, Transfer Case Shift Control	4 570
BRIOT, Wheel Cylinder	4 670
BUSH, Transmission Control Lever	4 010
BUSH, Brake Pedal	4 634
BRACKET, Brake Hose or Pipe	4 681
BRACKET, Brake Pedal	4 634
BRACKET, Brake Pressure Regulator	4 690
BRACKET, Parking Brake Cable	4 785
BRACKET, Power Brake Booster (Hydraulic)	4 805
BRACKET, Power Brake Booster	4 845
BRACKET, Transmission Control	4 040
BRACKET, Transmission Parking Brake	4 290
BRACKET, Wheel Brake Cylinder or Caliper	4 665
BUSHING, Brake Pedal	4 626
BUSHING, Brake Pressure Regulator	4 690
BUSHING, Lower Sun Gear and Clutch	4 162
BUSHING, Transfer Case	4 520
BUSHING, Transfer Case Shift Control	4 570
BUSHING, Transmission Case	4 104
BUSHING, Transmission Control	4 042
BUSHING, Transmission Front Servo	4 226
BUSHING, Transmission Planet Carrier	4 176
BUSHING, Transmission Planet	4 161

BUSHING, Wheel Brake Cylinder or Caliper	4 665
--	-------

C

CABLE, Parking Brake	4 779
CABLE, Speedometer Flex	4 342
CABLE, Transmission Control Line	4 020
CALIPER, Wheel Brake Cylinder or Caliper	4 685
CARRIER, Transfer Case	4 532
CARRIER, Transmission Planet	4 175
CASE, Transfer	4 505
CASE, Transfer Case	4 510
CASE, Transmission Case	4 103
CHAIN, Transfer Case	4 535
CLAMP, Transmission Oil Cooler	4 128
CLIP, Air Brake Piping	4 866
CLIP, Brake Hose or Pipe	4 686
CLIP, Parking Brake Cable	4 785
C. P., Power Brake Booster	4 845
C. P., Speedometer Flex	4 342
C. P., Transfer Case External Shift Control	4 560
C. P., Transmission Oil Cooler	4 128
CONNECTOR, Brake Rod	4 765
CONNECTOR, Transfer Case	4 510
CONNECTOR, Transmission Control Valve	4 265
CONNECTOR, Transmission Oil Cooler	4 128
CONNECTOR, Transmission Vacuum	4 205
CONVERTER, Transmission Converter	4 115
COVER, Brake and Clutch	4 630
COVER, Brake Master Cylinder	4 651
COVER, Power Brake Booster	4 815
COVER, Transfer Case	4 510
COVER, Transmission Governor	4 256
COVER, Transmission Oil Pump	4 224
COVER, Transmission Power Take-Off	4 439
COVER, Transmission Rear Servo	4 281
COVER, Wheel Brake Cylinder or Caliper	4 665
CUP, Transfer Case	4 555
CYLINDER, Brake Master	4 650
CYLINDER, Wheel Brake Cylinder or Caliper	4 665

D

DAPHHAGM, Brake Master Cylinder	4 661
DOWFL, Transfer Case	4 510

E

EXTENSION, Brake Rod	4 785
EXTENSION, Brake Cylinder and Pedal Shift	4 848
EXTENSION, Transfer Case	4 530

ALPHABETICAL INDEX

F

FILTER, Oil Pan Pump Suction	4 197
FITTING, Power Brake Booster	4 845
FITTING, Transmission Vacuum	4 205
FORK, Transfer Case	4 555

G

GASKET KIT, Transmission Overhaul	4 005
GASKET, Power Brake Booster(Hydraulic)	4 805
GASKET, Transfer Case	4 515
GASKET, Transfer Case Internal Shift Control	4 557
GASKET, Transfer Case Shift Control	4 563
GASKET, Transmission Control Valve	4 265
GASKET, Transmission Front Servo	4 226
GASKET, Transmission Governor	4 256
GASKET, Transmission Oil Pan	4 196
GASKET, Transmission Power Take Off	4 438
GASKET, Transmission Rear Servo	4 241
GATE, Transmission Shift Control Lever	4 027
GEAR, Speedometer Driven	4 337
GEAR, Speedometer Drive	4 343
GEAR, Transfer Case	4 530
GEAR, Transfer Case	4 535
GEAR, Transfer Case Main Drive	4 538
GEAR, Transmission Governor	4 256
GEAR, Transmission Rear Internal Gear	4 127
GEAR, Transmission Sun Gear	4 159
GOVERNOR, Transmission Governor	4 256
GROMMET, Parking Brake Release	4 594
GROMMET, Transfer Case Shift Control	4 570
GROMMET, Transmission Control	4 037
GUIDE, Parking Brake Cable	4 785
GUIDE, Transfer Case Shift Control	4 570
GUIDE, Transmission Clutch	4 164

H

HAND, E, Parking Brake Release	4 594
HOSE, Power Brake Booster	4 845
HOSE, Wheel Brake	4 880
HOUSING KIT, Transmission High Clutch	4 169
HOUSING, Transfer Case	4 510
HOUSING, Transfer Case	4 512
HOUSING, Transmission High Clutch	4 169
HOUSING, Wheel Brake Cylinder or Caliper	4 865
HUB, Transfer Case	4 535
HUB, Transmission Clutch	4 164

I

INDICATOR, Transmission Control Indicator	4 020
INDICATOR, Transmission Oil Filter	4 133
INSULATION, Transmission Control Lever	4 008

K

KEY, Speedometer Gear	4 330
KNOB, Transfer Case Shift Control	4 570
KNOB, Transmission Control Lever	4 006

L

LEVER, Brake Pressure Regulator	4 590
LEVER, Parking Brake Apply	4 591
LEVER, Transfer Case Shift Control	4 570
LEVER, Transmission Control Lever	4 006

LEVER, Transmission Detent	4 279
LEVER, Transmission Mounted Gearshift (External)	4 045
LINK, Transfer Case Shift Control	4 570
LOCK, Wheel Brake Cylinder or Caliper	4 865

M

MAGNET, Transfer Case	4 510
MAGNET, Transmission Case	4 105
MAGNET, Transmission Oil Pan	4 195
MODULATOR, Transmission Vacuum	4 205
MOUNT, Transmission Mounting	4 081

N

NUT, Master Cylinder Adjusting	4 662
NUT, Power Brake Booster(Hydraulic)	4 805
NUT, Power Brake Booster	4 845
NUT, Transfer Case	4 530
NUT, Transfer Case Shift Control	4 570
NUT, Transmission Control Valve	4 265

O

OVERHAUL KIT, Transmission Overhaul	4 005
-------------------------------------	-------

P

PAD, Transfer Case	4 555
PAN, Transmission Oil	4 195
PAWL, Transmission Parking Brake	4 294
PEDAL, Brake Pedal	4 625
PINION KIT, Transmission Planet	4 175
PIN, Power Brake Booster(Hydraulic)	4 810
PIN, Transfer Case	4 510
PIN, Transfer Case	4 555
PIN, Transfer Case Shift Control	4 570
PIN, Transmission Control Valve	4 265
PIN, Transmission Front Servo	4 226
PIN, Transmission Governor	4 256
PIN, Transmission Rear Servo	4 241
PIN, Transmission Servo & Accumulator	4 228
PIPE, Brake Cylinder	4 895
PIPE, Oil Pan Pump Suction	4 197
PIPE, Transfer Case	4 510
PIPE, Transmission Case	4 104
PIPE, Transmission Oil	4 248
PISTON, Brake Master Cylinder Secondary	4 653
PISTON KIT, Transmission Clutch	4 166
PISTON, Transmission Clutch	4 166
PISTON, Transmission Rear Servo	4 241
PISTON, Transmission Servo & Accumulator	4 223
PISTON, Wheel Cylinder	4 866
PISTON, Wheel Cylinder Piston	4 867
PLATE, Brake Pedal Pull Back	4 639
PLATE, Transfer Case	4 500
PLATE, Transfer Case	4 555
PLATE, Transfer Case Shift Control	4 570
PLATE, Transmission Clutch	4 163
PLATE, Transmission Control Valve	4 265
PLATE, Wheel Brake Cylinder or Caliper	4 885
PLUG, Speedometer Driven Gear	4 338
PLUG, Transfer Case	4 510
PLUG, Transfer Case	4 520
PLUG, Transfer Case Shift Control	4 570
PLUG, Transmission Case	4 105
PLUG, Transmission Control Valve	4 265
PLUG, Transmission Parking Brake	4 294
PLUG, Transmission Pressure Regulator and Oil Pump	4 216
PLUNGER, Transfer Case	4 555

ALPHABETICAL INDEX

POINTER, Transmission Control Indicator

4 020

R

RACE, Forward Flywheel Core 4 168
 REPAIR KIT, Brake Master Cylinder 4 848
 REPAIR KIT, Wheel Cylinder Piston 4 867
 RETAINER, Brake Master Cylinder Rod 4 858
 RETAINER, Parking Brake Release 4 394
 RETAINER, Reverse Brake Band 4 246
 RETAINER, Speedometer Driven Gear 4 338
 RETAINER, Speedometer Flare 4 342
 RETAINER, Transfer Case 4 525
 RETAINER, Transfer Case 4 555
 RETAINER, Transmission Clutch 4 184
 RETAINER, Transmission Forward Cone Flywheel 4 187
 RETAINER, Transmission Servo & Accumulator 4 233
 RETAINER, Transmission Vacuum 4 205
 RING, Brake Main Cylinder 4 856
 RING, Front Servo Piston 4 229
 RING KIT, Transmission Overhaul 4 005
 RING, Lower Sun Gear and Clutch 4 182
 RING, Transfer Case 4 525
 RING, Transfer Case 4 535
 RING, Transfer Case Main Drive 4 538
 RING, Transmission Clutch 4 184
 RING, Transmission Forward Cone Flywheel 4 187
 RING, Transmission Front Servo 4 226
 RING, Transmission Mainshaft 4 172
 RING, Transmission Planet Carrier 4 178
 RING, Transmission Planet 4 175
 RING, Transmission Rear Servo 4 242
 RING, Transmission Servo & Accumulator 4 222
 ROD, Brake Pedal Push 4 858
 ROD KIT, Brake Pedal Push 4 858
 ROD KIT, Power Brake Booster (Hydraulic) 4 805
 ROD, Transfer Case External Shift Control 4 560
 ROD, Transmission Shift Lever Control 4 035
 ROD, Wheel Cylinder to Brake Shoe Thrust 4 575
 ROLLER, Reverse Shifter Crank 4 293
 ROLLER, Transfer Case 4 520
 ROLLER, Transfer Case 4 535
 ROLLER, Transfer Case 4 535
 ROLLER, Transmission Forward Cone Flywheel 4 187
 ROLLER, Transmission Rear Ring Gear 4 180

S

SCREEN, Transmission Oil 4 248
 SCREW, Automatic 4 003
 SCREW, Power Brake Booster 4 815
 SCREW, Transfer Case Internal Shift Control 4 567
 SCREW, Transmission Control 4 037
 SCREW, Transmission Shift Control Lever 4 027
 SCREW, Wheel Brake Cylinder or Caliper 4 665
 SEAL KIT, Power Brake Booster (Hydraulic) 4 810
 SEAL KIT, Transmission Clutch 4 160
 SEAL, Oil Pan Pump Section 4 197
 SEAL, Power Brake Booster (Hydraulic) 4 810
 SEAL, Power Brake Booster 4 846
 SEAL, Range Selector 4 287
 SEAL, Speedometer Driven Gear 4 338
 SEAL, Transfer Case 4 512
 SEAL, Transfer Case 4 515
 SEAL, Transfer Case 4 555
 SEAL, Transfer Case Shift Control 4 570
 SEAL, Transmission Converter 4 115
 SEAL, Transmission Front Servo 4 226
 SEAL, Transmission Oil Filter 4 133
 SEAL, Transmission Rear Servo 4 242
 SEAL, Transmission Vacuum 4 205
 SEAL, Wheel Cylinder 4 668
 SEAT, Main Cylinder Outlet Fitting 4 667
 SECTOR, Transfer Case 4 555
 SHAFT, Transfer Case 4 530
 SHAFT, Transfer Case 4 555
 SHAFT, Transmission Control 4 040
 SHAFT, Transmission Input and Output Shaft 4 123

SHAFT, Transmission Mainshaft 4 172
 SHAFT, Transmission Parking Brake 4 294
 SHAFT, Transmission Planet 4 151
 SHAFT, Transmission Planet 4 175
 SHAFT, Transmission Throttle Valve 4 275
 SHIELD, Brake Cylinder 4 895
 SHIM, Transfer Case 4 525
 SHIM, Transfer Case 4 530
 SIFHOOD, Transmission Control Lever 4 010
 SLEEVE, Brake Pedal 4 834
 SLEEVE KIT, Transmission Control 4 037
 SLEEVE, Speedometer Driven Gear 4 338
 SLEEVE, Transfer Case Main Drive 4 538
 SLEEVE, Wheel Brake Cylinder or Caliper 4 665
 SOLENOID KIT, Transmission Solenoid 4 122
 SPACER, Brake Hose or Pipe 4 687
 SPACER, Brake Pressure Regulator 4 690
 SPACER, Lower Sun Gear and Clutch 4 182
 SPACER, Oil Pan Pump Section 4 197
 SPACER, Transfer Case 4 520
 SPACER, Transfer Case 4 525
 SPACER, Transfer Case 4 538
 SPACER, Transmission Mounting 4 031
 SPACER, Transmission Mounting 4 046
 SPACER, Transmission Pressure Regulator and Oil Pump 4 216
 SPRING, Brake Hose or Pipe 4 681
 SPRING, Brake Pedal Push Back 4 539
 SPRING, Power Brake Booster (Hydraulic) 4 810
 SPRING, Reverse Brake Band 4 246
 SPRING, Transfer Case 4 535
 SPRING, Transfer Case Internal Shift Control 4 557
 SPRING, Transfer Case Shift Control 4 570
 SPRING, Transmission Clutch 4 184
 SPRING, Transmission Control Indicator 4 027
 SPRING, Transmission Control Lever 4 008
 SPRING, Transmission Control 4 047
 SPRING, Transmission Parking Brake 4 280
 SPRING, Transmission Parking Brake 4 285
 SPRING, Transmission Pressure Regulator and Oil Pump 4 216
 SPRING, Transmission Servo & Accumulator 4 233
 SPRING, Transmission Shift Control Lever 4 027
 SPRING, Wheel Brake Cylinder or Caliper 4 665
 SPRING, Wheel Cylinder Piston 4 668
 SPRCKET, Transfer Case 4 535
 STUO, Power Brake Booster (Hydraulic) 4 805
 SUPPORT, Lower Sun Gear and Clutch 4 182
 SUPPORT, Transmission Mounting 4 031
 SWITCH, Parking Brake Alarm 4 584
 SWITCH, Throttle Control (Electrical) 4 057
 SWITCH, Transfer Case Shift Control 4 563
 SWIVEL, Transfer Case External Shift Control 4 560
 SWIVEL, Transmission Control 4 037

T

TRANSMISSION, Automatic 4 013
 TUBE, Transmission Gearshift Control Shifter 4 025
 TUBE, Transmission Oil Filter 4 133

V

VALVE, Brake Pressure Regulator 4 680
 VALVE KIT, Power Brake Booster (Hydraulic) 4 810
 VALVE KIT, Wheel Brake Cylinder or Caliper 4 665
 VALVE, Transmission Control Valve 4 265
 VALVE, Transmission Pressure Regulator and Oil Pump 4 216
 VALVE, Transmission Vacuum 4 205
 VALVE, Wheel Brake Cylinder or Caliper 4 666
 VENTILATOR, Transfer Case 4 510

ALPHABETICAL INDEX

W

WASHER, Brake Hose	4 671
WASHER, Brake Pedal	4 623
WASHER, Lower Sun Gear and Clutch ..	4 162
WASHER, Transfer Case	4 510
WASHER, Transfer Case	4 520
WASHER, Transfer Case	4 525
WASHER, Transfer Case	4 530
WASHER, Transfer Case	4 535
WASHER, Transfer Case Main Shaft	4 540
WASHER, Transmission Clutch	4 164
WASHER, Transmission Control	4 037
WASHER, Transmission Front Servo	4 226
WASHER, Transmission High Clutch	4 168
WASHER, Transmission Planet Carrier	4 176
WASHER, Transmission Planet	4 175
WASHER, Transmission Pressure Regulator and Oil Pump	4 216
WASHER, Transmission Rear Servo	4 241
WASHER, Transmission Shift Control Lever ..	4 027
WIPER, Brake Press Indicator	4 374

AUTOMATIC TRANSMISSION

4.003		SCREW-TRANSMISSION, Automatic		
84 88	D1, 3	8822381	1	50 SCREW, NAMEPLATE
84 87	D1, 3	8555111	1	454 00 TRANSMISSION (CODE 4FV)
4.005		GASKET KIT-OVERHAUL KIT-RING KIT, Transmission Overhaul		
84 87	D1, 3 (M40)	8826905	1	N L GASKET KIT, W/SEALS
84 87	D1, 3	8826984	1	N L OVERHAUL KIT, W/SEALS, GSKTS & PLTS
84 87	D1, 3	8823979	1	2 39 RING KIT, SNAP
4.006		KNOB-LEVER, Transmission Control Lever		
84 87	D1, 3	14049351	1	3 10 KNOB, TRANS CONT LVR
84	D1, 3	14034726	1	28 50 LEVER, TRANS CONT
85 86	D1, 3	14081915	1	6 65 LEVER, TRANS CONT
85 87	D1, 3	14081915	1	6 65 LEVER, TRANS CONT
4.008		INSULATOR-SPRING, Transmission Control Lever		
84 87	D1, 3	1804854	1	28 INSULATOR, CONT LVR PIV PIN(NYLON)
84 86	D1, 3	7837378	1	1 50 SPRING, STRG COL G/S LVR
4.010		BOWL-SHROUD, Transmission Control Lever		
84 86	D1, 3	7838189	1	29 00 BOWL, STRG COL CR SHFT LVR
84 86	D1, 3	7827076	1	17 65 SHROUD, STRG COL G/S BOWL
4.020		CABLE-INDICATOR-POINTER, Transmission Control Indicator		
84 86	D1, 3	25078578	1	2 57 CABLE, W/CLIP, SH FT IND CATOR
84 87	D1, 3	25078571	1	14 10 INDICATOR, SH FT
84 86	D1, 3	25023641	1	3 05 POINTER, SHIFT IND
4.022		SPRING, Transmission Control Indicator		
84 86	D1, 3	8885418	1	2 17 SPRING, SHIFT IND
4.025		TUBE, Transmission Gearshift Control Shifter		
84 86	D1, 3	7842888	1	33 75 TUBE, SHIFT STRG COL
4.027		GATE-SCREW-SPRING-WASHER, Transmission Shift Control Lever		
84 86	D1, 3	7846130	1	6 50 GATE, STRG COL SHIFT LVR
84 86	D1, 3	7830314	1	1 05 SCREW, STRG COL SHIFT LVR RET
84 86	D1, 3	7810687	1	2 80 SPRING, STRG COL SHFT TUBE RET LVR
84 86	D1, 3	7832112	1	1 05 WASHER, STRG COL SHIFT TUBE THRUST
4.035		ROD, Transmission Shift Lever Control		
84 87	D1, 3	8271387	1	4 50 ROD, TRANS RANGE SEL
4.037		GROMMET-SCREW-SLEEVE KIT-SWIVEL-WASHER, Transmission Control		
84 87	D1, 3	8271391	1	42 GROMMET, TRANS RANGE SEL ROD
84 87	D1, 3	1381477	AR	32 SCREW, TRANS RANGE SEL ROD SWIV
84 87	D1, 3	1394293	AR	63 SLEEVE KIT, W/BUSH, TRANS RANGE SEL ROD
84 87	D1, 3	1385607	1	1 65 SWIVEL, TRANS RANGE SEL ROD
84 87	D1	466578	1	37 WASHER, TRFR CASE CONT ROD LVR
84 87	D1 W/Y5A, Y5C, Y5R (EXC M74)	466578	1	37 WASHER, TRFR CASE CONT ROD LVR
84 87	D1 W/Y5B	466578	1	37 WASHER, TRFR CASE CONT ROD LVR
4.040		BRACKET-SHAFT, Transmission Control		
84 87	D1, 3	8271386	1	1 95 BRACKET, TRANS RANGE SEL LVR EQLZR
84 87	D1, 3	8271394	1	8 65 SHAFT, W/LVR, TRANS RANGE SEL LVR EQLZR
4.042		BUSHING-SPRING, Transmission Control		
84 87	D1, 3	1377083	1	42 BUSHING, TRANS RANGE SEL LVR EQLZR
84	D1, 3	1380549	1	42 SPRING, TRANS RANGE SEL LVR EQLZR
85 87	D1, 3	15638092	1	18 SPRING, TRANS RANGE SEL LVR EQLZR
4.045		LEVER, Transmission Mounted Gearshift (External)		
84 87	D1, 3	9795470	1	3 20 LEVER, TRANS RANGE SEL SHF
4.057		SWITCH, Throttle Control (Electric)		
84 87	D1, 3	1242101	1	6 45 SWITCH, TRANS DNSHFT CONT

AUTOMATIC TRANSMISSION

4.081 MOUNT-SPACER-SUPPORT, Transmission Mounting					
84-87	D1, 3	3706444	2	N.L.	MOUNT, TRANS UPD (0.027)
84-87	D1, 3	14009321	2	4.60	MOUNT, TRANS LWR (0.027)
84-87	D1, 3	343178	AR	1.75	SPACER, TRANS SUPT (6.509)
84-87	D1	14034558	1	23.95	SUPPORT, TRANS
84-87	D3	14024588	1	33.50	SUPPORT, TRANS
4.085 BOLT-SPACER, Transmission Mounting					
84-87	D1, 3	343178	AR	91	BOLT, TRANS SUPT (6.605)
84-87	D1, 3	14009324	2	2.10	BOLT, TRANS MT
84-87	D1, 3	14009322	2	1.10	SPACER, TRANS MT (0.002)
4.103 CASE, Transmission Case					
84-87	D1, 3	8827898	1	5'3.35	CASE, TRANS (COMPL)
4.104 BUSHING-PIPE, Transmission Case					
84-87	D1, 3	8823841	1	3.18	BUSHING, CASE
84-87	D1, 3	8833408	1	92	PIPE, VENT
4.105 MAGNET-PLUG, Transmission Case					
84-87	D1, 3	3787240	1	60	MAGNET, CHIP COLLECTOR
84-87	D1, 3	8811710	1	36	PLUG, CASE (6.4MM)
4.115 BOLT-CONVERTER-SEAL, Transmission Converter					
84-87	D1, 3	1261958	AR	50	BOLT, TRANS TORQUE CONV (M10 X 1.5 X 15)
84-85	D1, 3	14043380	5		BOLT, TRANS CONV CYR (0.002)
86	D1, 3	1635490	U	28	BOLT, TRANS CONV CYR (7.039)
84-87	D1, 3	8829917	1	169.00	CONVERTER, TRANS (PEMFD)
84-87	D1, 3	8264903	1	25	SEAL, O-RING ELEC CONN (4.339)
4.122 SOLENOID KIT, Transmission Solenoid					
84-86	D1, 3	8828974	1	N.L.	SOLENOID KIT, W/ SEAL DOWN SHIFT
87	D1, 3	8829936	1	13.75	SOLENOID KIT, W/ SEAL DOWN SHIFT
4.123 SHAFT, Transmission Input and Turbine Shaft					
84-87	D1, 3	8824772	1	39.10	SHAFT, TURB
4.128 CLAMP-CLIP-CONNECTOR, Transmission Oil Cooler					
84-87	D1, 3	3997718	1	2.20	CLAMP, TRANS OIL COOLER PIPE
84-87	D1, 3	728287	1	1.25	CLIP, TRANS OIL CLR PIPE
84-87	D1, 3	8829653	2	2.23	CONNECTOR, OIL CLR PIPES TO CASE
4.133 INDICATOR-SEAL-TUBE, Transmission Oil Filler					
84-87	D1, 3	334532	1	2.15	INDICATOR, W/ CAP, TRANS OIL LVL
84-87	D1, 3	1259475		47	SEAL, TRANS OIL FIL TUBE MULTI-LIP
84-87	D1, 3	14045642		5.10	TUBE, TRANS OIL FIL
4.159 BEARING-GEAR, Transmission Sun Gear					
84-87	D1, 3	8823820		3.78	BEARING, W/ FACE, SUPT TO SUN GR
84-87	D1, 3	8823821		4.04	BEARING, W/ FACE, SUN GR TO INT GR
84-87	D1, 3	8826807		31.15	GEAR, SUN
4.161 BUSHING-SHAFT, Transmission Planet					
84-87	D1, 3	8823944	4	4.02	BUSHING, STATOR & SUN GR SHF
84-87	D1, 3	8826808	1	14.20	SHAFT, SUN GR
4.162 BOLT-BUSHING-RING-SPACER-SUPPORT-WASHER, Lower Sun Gear and Clutch					
84-87	D1, 3	8824009	1	1.38	BOLT, CASE TO CTR SUPT
84-88	D1, 3	8823942	1	11.30	BUSHING, CTR SUPT
84-87	D1, 3	8823437	1	3.28	RING, SNAP CTR SUPT TO CASE
84-87	D1, 3	8826358	4	92	RING, CTR SUPT OIL SEAL (4.226)
84-87	D1, 3	8826816	1	2.53	SPACER, SUPT TO CASE
84-87	D1, 3	8826990	1	130.50	SUPPORT, W/ FACE CTR
84-87	D1, 3	8824783	1	1.18	WASHER, CTR SUPT TO REACT DRUM
4.163 PLATE, Transmission Clutch					
84-87	D1, 3	8823122	1	10.90	PLATE, D F CLU BKG (10.16MM)
84-87	D1, 3	8823150	2	4.13	PLATE, INTER CLU (FLAT STEEL)
84-87	D1, 3	8823151	3	4.42	PLATE, INTER CLU (WAVED FACED)
84-87	D1, 3	8823152	1	14.05	PLATE, INTER CLU BKG (10.92MM)
84-87	D1, 3	8823849	4	N.L.	PLATE, FWD CLU (FLAT STEEL)
84-87	D1, 3	8823851	1	4.71	PLATE, FWD CLU (WAVED STEEL)
84-87	D1, 3	8824198	AR	N.L.	PLATE, FWD & D F CLU (FLAT FACED)
84-87	D1, 3	8824199	1	4.71	PLATE, INTER CLU (WAVED STEEL)

AUTOMATIC TRANSMISSION

4.163		PLATE, Transmission Clutch (Con't)			
84-87	D1, 3	8826197	5	N.L.	PLATE, DIR CLU/IFAT STEEL
87	D1, 3 (M40)	8855821	2		PLATE, INTER CLU/IFAT STEEL
4.164		GUIDE-HUB-RETAINER-RING-SPRING-WASHER, Transmission Clutch			
84-87	D1, 3	8827385	1	4.35	GUIDE, INTER CLU SPR
84-87	D1, 3	8826717	1	26.70	HUB, FWD CLU
84-87	D1, 3	8825718	1	27.35	HUB, DIR CLU DRIVE
84-87	D1, 3	8823104	2	91	RETAINER, FWD & DIR CLU PSTN REL SPR
84-87	D1, 3	8823145	1	2.16	RETAINER, INTER CLU SPR
84-87	D1, 3	8823105	2	38	RING, SNAP, RET TO FWD & DIR CLU HSG
84-87	D1, 3	8823112	2	2.90	RING, SNAP, FWD & DIR CLU
84-87	D1, 3	8823149	1	2.25	RING, SNAP, INTER CLU RET
84-87	D1, 3	8823153	1	62	RING, SNAP, RET TO SUPT
84-87	D1, 3	8823145	3	22	SPRING, INTER CLU REL
84-85	D1, 3	8824073	14	37	SPRING, DIR CLU PSTN REL
84-87	D1, 3 (M40)	8824101	30	22	SPRING, FWD & DIR CLU PSTN RFI
84-87	D1, 3	8824195	1	1.51	WASHER, FWD CLU HUB TO FWD CLU HSG
84-87	D1, 3	8824781	1	69	WASHER, FWD CLU HUB TO DIR CLU HSG
4.166		PISTON-PISTON KIT-SEAL KIT, Transmission Clutch			
84-87	D1, 3	8827989	1		PISTON, W/RING, DIR CLU
84-87	D1, 3	8827980	1	18.40	PISTON, W/RING, FWD CLU
84-87	D1, 3	8828938	1	13.95	PISTON KIT, INTER CLU
84-87	D1, 3	8823917	1	N.L.	SEAL KIT, FWD & DIR CLU PSTN
84-87	D1, 3	8823918	1	4.55	SEAL KIT, INTER CLU PSTN
84-87	D1, 3	8825987	1	5.20	SEAL KIT, FWD CLU PSTN
4.167		RETAINER-RING-ROLLER, Transmission Forward Cone Flywheel			
84-87	D1, 3	8827334	1	1.75	RETAINER, INTER CLU
84-87	D1, 3	8823120	1	52	RING, SNAP, RET TO DIR CLU HSG
84-87	D1, 3	8825814	1	27.00	ROLLER, INTER CLU
4.168		RACE, Forward Flywheel Core			
84-87	D1, 3	8829487	1	44.70	RACE, INTER CLU DTR
4.169		HOUSING-HOUSING KIT-WASHER, Transmission High Clutch			
84-87	D1, 3	8827387	1	96.00	HOUSING, DIR CLU
84-87	D1, 3	8824908	1	55.45	HOUSING KIT, W/WA, FWD CLU
84-87	D1, 3	8823300	1	1.69	WASHER, PUMP CVR TO CLU HSG (1.6MM)
84-87	D1, 3	8823301	1	1.69	WASHER, PUMP CVR TO CLU HSG (1.9MM)
84-87	D1, 3	8823302	1	1.69	WASHER, PUMP CVR TO CLU HSG (2.1MM)
84-87	D1, 3	8823303	1	1.69	WASHER, PUMP CVR TO CLU HSG (2.4MM)
84-87	D1, 3	8823304	1	1.69	WASHER, PUMP CVR TO CLU HSG (2.7MM)
84-86	D1, 3	8823305	1	1.69	WASHER, PLMP CVR TO CLU HSG (3.0MM)
84-87	D1, 3	8823305	1	1.69	WASHER, PUMP CVR TO CLU HSG (3.0MM)
84-87	D1, 3	8823305	1	1.69	WASHER, PUMP CVR TO CLU HSG (3.3MM)
4.172		RING-SHAFT, Transmission Mainshaft			
84-87	D1, 3	8825221	1	39	RING, SNAP MAIN SHF TO INT GR
84-87	D1, 3	8825735	1	34.70	SHAFT, MAIN
4.175		CARRIER-PINION KIT-RING-SHAFT-WASHER, Transmission Planet			
84-87	D1, 3	8827893	1	167.90	CARRIER, REACT/COMPLI
84-87	D1, 3	8855059	1	184.00	CARRIER, OUTPUT/COMPLI
84-87	D1, 3	8825913	1	51.10	PINION KIT, OUTPUT & REACT CARR
84-87	D1, 3	8827857	1	97	RING, REACT DRUM SPGR
84-87	D1, 3	8833059	1	130.70	SHAFT, W/BUSH, OUTPUT
84-87	D1, 3	8828372	1	4.58	WASHER, FRT INT GR TO REACT CARR (4.176)
4.176		BUSHING-RING-WASHER, Transmission Planet Carrier			
84-87	D1, 3	8853985	1	4.70	BUSHING, OUTPUT SHF
84-87	D1, 3	8826112	1	4.31	RING, FRT INT GR
84-87	D1, 3	8826173	1	2.13	RING, OUTPUT SHF TO FRT INT GR

AUTOMATIC TRANSMISSION

4.176 BUSHING-RING-WASHER, Transmission Planet Carrier (Con't)					
84-87 D1,3	8625401	1	4.87	WASHER, OUTPUT SHF TO CASE(1.9MM)	
84-87 D1,3	8625402	1	4.87	WASHER, OUTPUT SHF TO CASE(2.1MM)	
84-87 D1,3	8626372	1	4.58	WASHER, OUTPUT SHF TO CASE(3.28 DIA)	
84-87 D1,3 [M40]	8625403	1	4.87	WASHER, OUTPUT SHF TO CASE(2.3MM)	
84-87 D1,3 [M40]	8625404	1	4.87	WASHER, OUTPUT SHF TO CASE(2.5MM)	
84-87 D1,3 [M40]	8625405	1	4.87	WASHER, OUTPUT SHF TO CASE(2.7MM)	
84-87 D1,3 [M40]	8625406	1	4.87	WASHER, OUTPUT SHF TO CASE(2.9MM)	
4.180 ROLLER, Transmission Rear Ring Gear					
84-87 D1,3	8623842	1	31.15	ROLLER, LOW CLU	
4.187 BEARING-GEAR, Transmission Rear Internal Gear					
84-87 D1,3	8623922	1	3.76	BEARING, W/RACE,INT GR	
84-87 D1,3	8623202	1	48.10	GEAR, RE INT	
4.195 PAN, Transmission Oil					
84-87 D1,3	8655020	1	24.00	PAN, OIL	
84-87 D1,3 W/WINTERIZATION KIT	15599201	1		PAN, TRANS OIL HT EXCH	
4.196 BOLT-GASKET-MAGNET, Transmission Oil Pan					
84-87 D1,3	8655026	13	35	BOLT, OIL PAN	
84-87 D1,3	8629807	1	2.89	GASKET, TRANS OIL PAN	
84-87 D1,3	3787240	1	60	MAGNET, OIL PAN(1.105)	
4.197 BOLT-FILTER-PIPE-SEAL-SPACER, Oil Pan Pump Suction					
84-87 D1,3	8633208	1	1.37	BOLT, FLTR TO VLV BODY	
84-87 D1,3	6299423	1	NL	FILTER, W/GSKT,OIL PUMP	
84-87 D1,3	8629526	1	3.12	PIPE, OIL IN1	
84-87 D1,3	1363951	1	57	SEAL, O-RING,FLTR INT PIPE TO CASE	
84-87 D1,3	8629523	1	94	SPACER, FLTR TO VLV BODY	
4.205 CONNECTOR-FITTING-MODULATOR-RETAINER-SEAL-VALVE, Transmission Vacuum					
84-87 D1,3	580357	1	43	CONNECTOR, VAC LEE (2-M6.5 OD, 1.75 M9.5 OD) (2.261)	
84-86 D1,3	580625	AR	10	CONNECTOR, SIGHT NY (3/18" HOSE) (3.278)	
84-87 D1,3	22506837	1	2.10	FITTING, TRANS VAC MOD HARN(3.680)	
84-87 D1,3	359917	1	NL	MODULATOR, VAC	
84-87 D1,3	8627660	1	55	RETAINER, VAC MOD TO CASE	
84-87 D1,3	8624903	1	.25	SEAL, O-RING,VAC MOD TO CASE(4.338)	
84-87 D1,3	8623983	1	8.20	VALVE, VAC MOD	
84-87 D1,3	14057219	1	24.20	VALVE, TRANS VAC REG	
4.216 PLUG-SPACER-SPRING-VALVE-WASHER, Transmission Pressure Regulator and Oil Pump					
84-87 D1,3	8623292	1	80	PLUG, PRESS REG VLV BORE (17.53MM O.D.)	
84-87 D1,3	8623368	1	.19	SPACER, PRESS REG SPR	
84-87 D1,3	8626848	1	2.91	SPRING, PRESS REG	
84-87 D1,3	8625802	1	3.95	VALVE, W/BUSH REG BOOST	
84-87 D1,3	8638718	1	12.75	VALVE, W/PLUG,PRESS REG	
84-87 D1,3	8623039	1	37	WASHER, OIL PUMP PRESS REG SPR RET	
4.224 BODY-COVER, Transmission Oil Pump					
84-87 D1,3	8625954	1	NL	BODY, PUMP	
84-87 D1,3	8625955	1	27.80	COVER, PUMP	
4.226 BOLT-BUSHING-GASKET-PIN-RING-SEAL-WASHER, Transmission Front Servo					
84-85 D1,3	3826039	1	40	BOLT, OIL PUMP(6.606)	
84-87 D1,3	8623940	1	NL	BUSHING, OIL PUMP BODY	
84-87 D1,3	8623976	1	NL	GASKET, OIL PUMP TO CASE	
84-87 D1,3	8623078	1	18	PIN, OIL PUMP VLV BODY(1.32 IN LONG)	
84-87 D1,3	8626356	2	92	RING, PUMP CVR OIL SEAL	
84-87 D1,3	8626309	1	1.53	SEAL, PUMP TO CASE	
84-87 D1,3	8626916	1	NL	SEAL, OIL PUMP	
84-87 D1,3	8626281	6	.32	WASHER, PUMP TO CASE HO.TS	
4.228 PIN-PISTON-RING, Transmission Servo & Accumulator					
84-87 D1,3	8626879	1	2.09	PIN, FRT SERV(1) PSTN	
84-87 D1,3	8626878	1	4.97	PISTON, FRT SERV(1)	
84-87 D1,3	8629080	1	8.65	PISTON, FRT ACCUM	
84-87 D1,3	8626884	1	52	RING, FRT SERV(1) SPR HFT	

AUTOMATIC TRANSMISSION

4.229		RING, Front Servo Piston			
84-87	D1, 3	8623131	1	1 67	RING, FRT SERVO PSTN OIL
84-87	D1, 3	8623653	1	95	RING, ACCUM PSTN OIL SEAL
4.233		RETAINER-SPRING, Transmission Servo & Accumulator			
84-87	D1, 3	8628881	1	64	RETAINER, FRT SERVO SPR
84-87	D1, 3	8623489	1	1 23	SPRING, FRT SERVO PSTN
84-86	D1, 3	8623654	1	2 09	SPRING, FRT ACCUM PSTN
4.241		COVER-GASKET-PIN-PISTON-WASHER, Transmission Rear Servo			
84-87	D1, 3	8624136	1	8 10	COVER, RR SERVO
84-87	D1, 3	8623174	1	.55	GASKET, RR SERVO CVR
84-87	D1, 3	8624139	1	5.25	PIN, RF BAND APPLY(1 RING)
84-87	D1, 3	8624140	1	5.25	PIN, RF BAND APPLY(2 RINGS)
84-87	D1, 3	8624141	1	5.25	PIN, RF BAND APPLY(3 RINGS)
84-87	D1, 3	8627192	1	5.30	PIN, RF BAND APPLY(1 BAND-1 RING)
84-87	D1, 3	8627193	1	4 93	PIN, RF BAND APPLY(NO ID RINGS)
84-87	D1, 3	8627194	1	4 93	PIN, RF BAND APPLY(1 BAND-1 RING)
84-87	D1, 3	8627195	1	4 93	PIN, RF BAND APPLY(2 BANDS)
84-87	D1, 3	8624138	1	13 15	PISTON, RF SERVO
84-87	D1, 3	8626902	1	15 30	PISTON, RF ACCUM
84-87	D1, 3	8623744	1	.60	WASHER, SERVO PSTN
4.242		RING-SEAL, Transmission Rear Servo			
84-87	D1, 3	8623671	1	2.27	RING, ACCUM PSTN INR OIL SEAL
84-87	D1, 3	8627153	1	1 28	RING, ACCUM PSTN OTR OIL SEAL
84-87	D1, 3	8623430	1	.75	SEAL, REV SERVO PSTN
4.246		RETAINER-SPRING, Reverse Brake Band			
84-87	D1, 3	8623664	1	.74	RETAINER, RR PSTN SPR
84-87	D1, 3	8623666	1	1.23	SPRING, RR SERVO PSTN
84-87	D1, 3	8624256	1	1.23	SPRING, RR ACCUM
4.248		PIPE-SCREEN, Transmission Oil			
84-87	D1, 3	8623157	2	2.02	PIPE, GOV OIL
84-87	D1, 3	8627508	1	.94	SCREEN, GOV
4.251		BAND, Transmission Brake			
84-87	D1, 3	8633257	1	N.L.	BAND, RF BRK(COPL)
84-87	D1, 3	12300852	1	N.L.	BAND, FRT
4.256		COVER-GASKET-GEAR-GOVERNOR-PIN, Transmission Governor			
84-87	D1, 3	8623282	1	1.77	COVER, GOV
84-87	D1, 3	8623283	1	.45	GASKET, GOV CVR
84-87	D1, 3	8623924	1	5.86	GEAR, W/PINS, GOV DRIVEN
84-87	D1, 3	8629227	1	48.10	GOVERNOR, TRANS
84-87	D1, 3	8623232	2	.37	PIN, GOV WEIGHT
84-87	D1, 3	8623232	2	.37	PIN, VAN SHF
4.285		BALL-BOLT-CONNECTOR-GASKET-NUT-PIN-PLATE-PLUG- VALVE, Transmission Control Valve			
84-87	D1, 3	147485	6	20	BALL (6.3MM)(4 216)
84-87	D1, 3	8627677	6	52	BOLT, PUMP TO CASE (5/16-18 X 1-13/32)
84-87	D1, 3	8629503	1	2.37	CONNECTOR, SOL VLV
84-87	D1, 3	8623581	1	1 18	GASKET, VLV BODY TO SPLCH PLT
84-87	D1, 3	8623563	1	1.18	GASKET, CASE TO SPGR
84-87	D1, 3	8623741	1	34	GASKET, SOL VLV
87	D8)	8663583	1		GASKET, SPACER PLATE TO VLV BODY
84-87	D1, 3	3978081	1	60	NUT, MAN SHF(6 1/8)
84-87	D1, 3	8622045	1	19	PIN, VLV BODY(26 83MM LONG)
84-87	D1, 3	8623078	1	18	PIN, VLV BODY(1 32 IN LONG)(4 228)
84-87	D1, 3	8623507	1	52	PIN, DETENT REG VLV
84-87	D1, 3	8624482	2	52	PIN, VLV BODY COILED SPR
84-87	D1, 3	8625324	1	41	PIN, 3-7 CON 1 VLV(23-32" LONG)
84-87	D1, 3	8625544	1	52	PIN, VLV BODY PLUG RET(GROOVED)
84-87	D1, 3	8628786	1	5 55	PLATE, VLV BODY SPGR
84-87	D1, 3	8623295	1	58	PLUG, VLV BODY DETENT(12 70MM O.O.)
84-87	D1, 3	8623298	1	62	PLUG, VLV BOPE(11 10MM DIA)
84-87	D1, 3	8625546	1	58	PLUG, VLV BOPE(14 22MM DIA)
84-86	D1, 3	8648096	AR	65	PLUG, CASE(HEX HD 1/8 PIPE)(4 248)
84-87	D1, 3	8623592	1	3 45	VALVE, MAN
84-86	D1, 3	8633296	1	222 95	VALVE, CONT
4.275		SHAFT, Transmission Throttle Valve			
84-87	D1, 3	8626979	1	8 40	SHAFT, MAN

AUTOMATIC TRANSMISSION

4.279		LEVER, Transmission Detent			
84-87	D1, 3	8624336	1	4.32	LEVER, W/PIN, 1/8" DETENT
4.282		SEAL, Range Selector			
84-87	D1, 3	8667163	1	1.25	SEAL, MAN SHF
4.290		ACTUATOR-BRACKET-SPRING, Transmission Parking Brake			
84-87	D1, 3	8624091	1	8.10	ACTUATOR, PK LK
84-87	D1, 3	8624112	1	6.35	BRACKET, PK LK
84-87	D1, 3	8633096	1	2.22	SPRING, MAN DETENT SUPT
4.293		ROLLER, Reverse Shifter Crank			
84-87	D1, 3	8626773	1	2.52	ROLLER, W/SPR, MAN DETENT
4.294		PAWL-PLUG-SHAFT, Transmission Parking Brake			
84-87	D1, 3	8633060	1	25.50	PAWL, PK LK
84-87	D1, 3	8620318	1	.37	PLUG, CUP (8.65MM DIA STEEL)
84-87	D3 (TYPE 205)	14022217	4	.50	PLUG, SHFT SHF ACC HOLE CUP (8.65MM DIA)
84-87	D1, 3	8624976	1	1.25	SHAFT, W/PLUG, PK LK PAWL
4.295		SPRING, Transmission Parking Brake			
84-87	D1, 3	8623041	1	.74	SPRING, PK PAWL RTN
4.329		ADAPTER, Speedometer Driven Gear			
84-87	D1	368026	1	35.75	ADAPTER, GEAR (1.3000 RATIO) (CODE BH)
4.330		KEY, Speedometer Gear			
84-87	D1	474299	1	2.55	KEY, SPEEDO DRIVEN GEAR ADAP
4.337		GEAR, Speedometer Driven			
84-87	D1	1362195	1	4.25	GEAR, SPEEDO DRIVEN (41 TEETH) YELLOW
84-87	D3	3866918	1	11.10	GEAR, SPEEDO DRIVEN (21 TEETH) (CODE L)
84-87	D3	9780470	1	1.85	GEAR, SPEEDO DRIVEN (44 TEETH) DK GRAY
4.338		PLUG-RETAINER-SEAL-SLEEVE, Speedometer Driven Gear			
84	D1, 3	8623483	1	.82	PLUG, SPEEDO HOLE (STEEL)
84-87	D1, 3	1254856	1	1.10	RETAINER, SPEEDO DR GR SLEEVE
84-87	D1, 3	6264904	1	1.10	SEAL, SPEEDO DRIVEN GEAR SLEEVE
84-87	D1, 3	14018871	1	.47	SEAL, SPEEDO CBL
84-88	D3 W/66J	326563	AR	2.35	SEAL, SPEEDO DRIVEN GEAR SLEEVE
84-87	D1, 3	1382293	1	7.20	SLEEVE, USC WITH 40 THRU 45 TEETH GEAR
84-87	D3	326561	AR	4.55	SLEEVE (USC W/18 THRU 22 TEETH) GR
4.342		CABLE-CLIP-RETAINER, Speedometer Flex			
84	D1, 3	25033550	1	24.35	CABLE, SPEEDO FLEX W/CAS NG (2250MM)
85-87	D1, 3	25033627	1	23.90	CABLE, SPEEDO FLEX W/CAS NG (2525 MM)
85-87	D1, 3	356296	1	.72	CLIP, SPEEDO CBL (2.559)
84-87	D1, 3	334963	1	.38	RETAINER, SPEEDO CBL CLIP STUD
4.343		GEAR, Speedometer Drive			
84-86	D1, 3	6273992	1	10.65	GEAR, SPEEDO DRIVE (7 TEETH) (RFD)
84-86	D1, 3	14037997	1	5.50	GEAR, SPEEDO DRIVE (15 TEETH) (GRAY)
4.439		COVER-GASKET, Transmission Power Take-Off			
84-87	O3 (TYPE 205)	6273213	1	1.45	COVER, POWER TAKE OFF (6 HOLES-1/2 DIA)
84	O3 (TYPE 205)	6273214	1	.88	GASKET, POWER TAKE OFF CVR
85-88	D3 (TYPE 205)	15536012	1	.85	GASKET, POWER TAKE OFF CVR

TRANSFER CASE

4.500 PLATE, Transfer Case

84-87	D1	14067764	1	18.85	PLATE, TRFER CASE SHLD
84-87	D3 W/MF4	14029158	1	17.85	PLATE, TRFER CASE SHLD
84-87	D3 (EXC MF4)	14067764	1	18.65	PLATE, TRFER CASE SHLD

4.505 CASE, Transfer

84-87	D1, 3	14067765	1	1396.00	CASE, TRFER (TYPE 208) (PART TIME)
84-87	D3	15599248	1	1200.00	CASE, W/ADAPTER, TRFER (TYPE 205) (PART TIME)

4.510 ADAPTER-BOLT-CASE-CONNECTOR-COVER-DOWEL-HOUSING-MAGNET-PIN-PIPE-PLUG-VENTILATOR-WASHER, Transfer Case

84-87	D1 (TYPE 208)	14020881	1	110.00	ADAPTER, TRFER CASE
84-87	D3 (EXC MF4) (TYPE 208)	14020881	1	110.00	ADAPTER, TRFER CASE
84-87	D3 (TYPE 205)	14022218	1	110.00	ADAPTER, W/SEALS TRFER CASE
84-87	D1	15530221	2	37	BOLT, TRFER CASE ADAP
84-87	D3 (EXC MF4)	15530221	2	37	BOLT, TRFER CASE ADAP
84-87	D3 (TYPE 205)	14037909	1	258.00	CASE, TRFER (PARTIAL)
84-87	D1	14058299	1	1.30	CONNECTOR, TRFER CASE VENT HOSE (5 387)
84-87	D3 (TYPE 205)	3975710	1	3.05	COVER, IDLER SHAFT
84-87	D1, 3 (TYPE 208)	14037948	2	37	DOWEL, TRFER CASE HSG ALIGNMENT
84-87	D1	14071952	1	4.90	HOUSING, TRFER CASE CONT LVR
84-87	D1, 3	14037947	1	69.00	HOUSING, TRFER CASE (FRT HALF)
84-87	D1, 3 (TYPE 208)	14037983	1	19.00	HOUSING, TRFER CASE (RR HALF)
84-87	D3 W/Y5A, Y5C, Y5R (EXC MF4)	14071952	1	4.90	HOUSING, TRFER CASE CONT LVR
84-87	D3 W/Y5B	14071952	1	4.90	HOUSING, TRFER CASE CONT LVR
84-87	D3	3787240	1	60	MAGNET, TRANSFER CASE CIMP COLLECTOR (4.105)
84-87	D1, 3 (TYPE 208) (PART TIME)	15581940	1		PIN,
84-87	D1	14032995	1	2.45	PIPE, TRFER CASE VENT
84-87	D3 W/MF4	14032996	1	2.45	PIPE, TRFER CASE VENT
84-87	D3 (EXC MF4)	14032995	1	2.45	PIPE, TRFER CASE VENT
84-87	D1, 3 (TYPE 208)	14037987	2	2.80	PLUG, TRFER CASE OIL
84-87	D1, 3	8640495	1	1.13	VENTILATOR, TRFER CASE (5 387)
84-87	D1, 3 (TYPE 208)	14037984	2	37	WASHER, TRFER CASE HSG ALIGNMENT DOWEL

4.512 HOUSING-SEAL, Transfer Case

84-87	D1, 3 (TYPE 208)	14075205	1	11.10	HOUSING, TRFER CASE OIL PUMP
84-87	D1, 3 (TYPE 208)	14095611	1	7.35	SEAL, TRFER CASE OIL PUMP HSG OIL

4.515 GASKET-SEAL, Transfer Case

84-87	D1	14020854	1	2.85	GASKET, TRFER CASE TO ADAPT
84-87	D3 (EXC MF4)	14020854	1	2.85	GASKET, TRFER CASE TO ADAPT
84-87	D3 (TYPE 205)	3975711	1	83	GASKET, IDLER SHAFT CVR
84-87	D3 (TYPE 205)	3979453	2	57	GASKET, RR OUTPUT SHF OIL SEAL RET
84-87	D3 (TYPE 205)	6259083	1	1.25	GASKET, RR OUTPUT SHF BRG RET . . .
84-87	D3 (TYPE 205)	14022219	1	2.70	GASKET, TRFER CASE ADAP
84-87	D3 (TYPE 205)	14037928	AR	60	GASKET, FRT OUTPUT SHF FRT BRG RET
84-87	D1, 3	8623216	1	1.05	SEAL, ADAP TO TRANS (4 3'8)
84-87	D1, 3	8655031	1	5.25	SEAL, TRFER CASE RR OUTPUT SHF EXT OIL (4.318)
84-87	D1, 3 (TYPE 208)	14095609	1	8.05	SEAL, TRFER CASE INPUT DRIVE GR
84-87	D1, 3 (TYPE 208)	14095610	1	8.05	SEAL, TRFER CASE FRT OUTPUT SHF
84-87	D3 (TYPE 205)	465483	1	N.L.	SEAL, FRT RET OIL
84-87	D3 (TYPE 205)	3979626	2	5.70	SEAL, SHFT SHF OIL
84-87	D3 (TYPE 205)	14095609	2	8.05	SEAL, TRFER CASE INPT DRIVE GR

4.520 BEARING-BUSHING-PLUG-ROLLER-SPACER-WASHER, Transfer Case

84-87	D1, 3 (TYPE 208)	189824	1	5.60	BEARING, TRFER CASE FRT OUTPUT SHF PLOT
84-87	D1, 3 (TYPE 208)	189825	1	8.05	BEARING, TRFER CASE OUTPUT SHF FRT (5 786)
84-87	D1, 3 (TYPE 208)	9411324	1	20.50	BEARING, TRFER CASE RR OUTPUT SHF
84-87	D1, 3 (TYPE 208)	9421004	1	9.70	BEARING, TRFER CASE INPUT DRIVE GR PLOT
84-87	D1, 3 (TYPE 208)	9421006	2	3.35	BEARING, THFFH CASE FRT OUTPUT SHF THR
84-87	D1, 3 (TYPE 208)	9424093	1	3.45	BEARING, THFFH CASE INPUT DRIVE GR MAINSHF THR
84-87	D1, 3 (TYPE 208)	9439593	2	15.95	BEARING, THFFH CASE INPUT MAIN DRIVE GR
84-87	D1, 3 (TYPE 208)	9439594	1	3.45	BEARING, TRFER CASE INPUT DRIVE GR THR

TRANSFER CASE

4.520 BEARING-BUSHING-PLUG-ROLLER-SPACER-WASHER, Transfer Case (Con't)

84-87 D3 (TYPE 205)	457449	2	25 00	BEARING, IDLER GR
84-87 D3 (TYPE 205)	908182	2	48 30	BEARING, TRFER CASE OTPT SHF FRT
84-87 D3 (TYPE 205)	9422715	1	50 80	BEARING, INPUT MAIN DRIVE GR(4 353)
84-87 D3 (TYPE 205)	9427115	1	7 75	BEARING, FRT OTPT SHAF' RR RET
84-87 D3 (TYPE 205)	9428004	1	5 60	BEARING, RR OTPT SHF RET
84-87 D1, 3	3978765	1	2 50	BUSHING, TRFER CASE RR OUTPUT SHF EXT (4 319)
84-87 D1, 3 (TYPE 208)	14044937	1	2 05	BUSHING, TRFER CASE ANNULUS GR PLUG
84-87 D1, 3 (TYPE 208)	25513256	1	53	PLUG, TRFER CASE INPUT DRIVE GR (O D34)
85-87 D1, 3 (TYPE 208)	22524416	1	58	PLUG, TRFER CASE INPUT DRIVE GR (O D34)
84-87 D3 (TYPE 205)	9419284	AR	79	ROLLER, FRT & RR OUTPUT SHF LOW GR RLR BRG
84-87 D3 (TYPE 205)	9431705	15	32	ROLLER, RR OUTPUT SHF PILOT
84-87 D3 (TYPE 205)	3967896	1	8.15	SPACER, DL GR BRG
84-87 D1, 3 (TYPE 208)	9436065	2	2 45	WASHER, TRFER CASE FRT OUTPUT SHF INR THR
84-87 D1, 3 (TYPE 208)	14071875	1	3.85	WASHER, TRFER CASE INPUT DRIVE GR THR
84-87 D1, 3 (TYPE 208)	14071882	2	4 90	WASHER, TRFER CASE FRT OUTPUT SHF OTR THR
84-87 D1, 3 (TYPE 208)	14095677	1	4 55	WASHER, TRFER CASE ANNULUS GR RET RING THR
84-87 D1, 3 (TYPE 208)	14095678	1	5.20	WASHER, TRFER CASE PLNT GR CARR ANNULUS GR THR
84-87 D3 (TYPE 205)	3979450	1	4 90	WASHER, FRT OUTPUT SHF TO BRG THR

4.525 RETAINER-RING-SHIM-SPACER-WASHER, Transfer Case

84-87 D3 (TYPE 205)	465482	1	26 50	RETAINER, FRT OUTPUT SHF FRT BRG
84-87 D3 (TYPE 205)	474071	1	129 00	RETAINER, RR OUTPUT SHF BRG
84-87 D3 (TYPE 205)	3995881	1	25 50	RETAINER, FRT OUTPUT SHF RR BRG
84-87 D1, 3 (TYPE 208)	335069	1	86	RING, TRFER CASE ANNULUS GR RET (4 535)
84-87 D3 (TYPE 205)	361119	2	1 90	RING, FRT & RR OUTPUT SHF THR WSHR RET
84-87 D3 (TYPE 205)	471896	1	33	RING, RR OUTPUT SHF RLR BRG RET
84-87 D3 (TYPE 205)	2600236	1	50	RING, INPUT MAIN DR GR BRG RET (4 412)
84-87 D3 (TYPE 205)	3709351	AR	43	RING, OUTPUT SHF BRG RET (2 71MM) (4 376)
84-87 D3 (TYPE 205)	3709352	AR	76	RING, OUTPUT SHF BRG RET (2 79MM) (4 376)
84-87 D3 (TYPE 205)	3709353	AR	76	RING, OUTPUT SHF BRG RET (2 36MM) (4 376)
84-87 D3 (TYPE 205)	3709354	AR	76	RING, OUTPUT SHF BRG RET (2 44MM) (4 376)
84-87 D3 (TYPE 205)	8259192	AR	1 90	RING, TRFER CASE INPUT GR BRG (2 24MM)
84-87 D3 (TYPE 205)	8259193	AR	1 90	RING, TRFER CASE INPUT GR BRG (2 31MM)
84-87 D3 (TYPE 205)	8259194	AR	1 90	RING, TRFER CASE INPUT GR BRG (2 39MM)
84-87 D3 (TYPE 205)	8259195	AR	1 85	RING, TRFER CASE INPUT GR BRG (2 46MM)
85-87 D3 (TYPE 205) (PART TIME)	882853	AR	45	RING, TRFER CASE INPUT GR BRG (2 39MM)
84-87 D3 (TYPE 205)	3975698	AR	59	SHIM, DL GR BRG(004)
84-87 D3 (TYPE 205)	3975700	AR	59	SHIM, DL GR BRG(0125)
84-87 D3 (TYPE 205)	3975701	AR	26	SHIM, DL GR BRG(015)
84-87 D3 (TYPE 205)	3967863	2	5 35	SPACER, FRT & RR OUTPUT GR RLR (2 5 00)
84-87 D1, 3 (TYPE 208)	8259149	1	1 05	WASHER, FRT OUTPUT PROP SHF YOKE SHAL (4 176)
84-87 D3 (TYPE 205)	3967877	2	6 50	WASHER, FRT & RR OUTPUT SHF GR THR
84-87 D3 (TYPE 205)	14022212	1	88	WASHER, FRT OUTPUT SHF SPLINE SEAL

4.530 EXTENSION-GEAR-NUT-SHAFT-SHIM-WASHER, Transfer Case

84-87 D1, 3 (TYPE 208)	14037990	1	89 50	EXTENSION, W/BUSH, TRFER CASE RR OUTPUT SHF
84-87 D3 (TYPE 205)	14022213	1	39 75	EXTENSION, W/BUSH, RR OUTPUT SHF
84-87 D1, 3 (TYPE 208)	376176	1	1 95	GEAR, TRFER CASE OIL PUMP

TRANSFER CASE

4.530 EXTENSION-GEAR-NUT-SHAFT-SHM-WASHER, Transfer Case
(Con't)

84-87	D1, 3 (TYPE 208)	14037991	1	2.95	NUT, TRFER CASE FRT OUTPUT PROP SHF YOKE
84-87	D3 (TYPE 205)	3967888	1	2.95	NUT, RR SHF FLG LK (NP B7864) (5 595)
84-87	D1, 3 (TYPE 208)	14037979	1	59.75	SHAFT, TRFER CASE FRT OUTPUT
84-87	D1, 3 (TYPE 208)	15594196	1	196.00	SHAFT, TRFER CASE MAIN DRIVE
84-87	D3 (TYPE 205)	471727	1	172.00	SHAFT, FRT OTPT (NP 13363)
84-87	D3 (TYPE 205)	3975703	1	52.75	SHAFT, IDL GR
84-87	D3 (TYPE 205)	14022218	1	172.00	SHAFT, RR OUTPUT
84-87	D3 (TYPE 205)	476781	AR	55	SHIM, DL GR 3RG (0025 THK)
84-87	D3 (TYPE 205)	3967887	AR	1.75	WASHER, RR OTPT SHF FLG LK (NP 35675) (5 595)

4.532 CARRIER, Transfer Case

84-87	D1, 3 (TYPE 208)	14071878	1	168.00	CARRIER, TRFER CASE PLNT GR
-------	------------------	----------	---	--------	-----------------------------

4.535 CHAIN-GEAR-HUB-RING-ROLLER-SPACER-SPROCKET-WASHER, Transfer Case

84-87	D1, 3 (TYPE 208)	14037982	1	89.00	CHAIN, TRFER CASE DRIVE
84-87	D1, 3 (TYPE 208)	14037985	1	119.00	GEAR, INPUT MAIN DR VE (32 TEETH)
84-87	D1, 3 (TYPE 208)	14095676	1	142.00	GEAR, W/HUB & RING, TRFER CASE PLNT GR CAPD ANNULUS
84-87	D3 (TYPE 205)	3967882	2	142.00	GEAR, FRT & RR OUTPUT SHF LOW (35 TEETH)
84-87	D3 (TYPE 205)	3967884	1	245.00	GEAR, TRFER CASE IDLER
84-87	D3 (TYPE 205)	3975705	1	118.00	GEAR, FRT OTPT SHF FRT (25 TEETH)
84-87	D3 (TYPE 205)	15594158	1	179.00	GEAR, INPUT MAIN DR
84-87	D3 (TYPE 205)	3967879	2	39.00	HUB, SLDG CLUIFRT & RRI
84-87	D1, 3 (TYPE 208)	14037978	1	.88	RING, TRFER CASE CHAIN DRIVE SPKT RET
84-87	D1, 3 (TYPE 208)	14037981	1	.88	RING, TRFER CASE CHAIN DRIVEN SPKT RET
84-87	D3 (TYPE 205) (PART TIME)	15584075	1		RING, INPUT MAIN DR GR RET
84-87	D1, 3 (TYPE 208)	9434089	4R	.21	ROLLER, TRFER CASE CHAIN DRIVE SPKT
84-87	D1, 3 (TYPE 208)	14037978	3	3.05	SPACER, TRFER CASE DRIVE SPKT RIR
84-87	D1, 3 (TYPE 208)	14037980	1	44.25	SPROCKET, TRFER CASE CHAIN DR VEN
84-87	D1, 3 (TYPE 208)	14095623	1	153.00	SPROCKET, TRFER CASE CHAIN DR VE
84	D1, 3 (TYPE 208) (1ST DES)	14075212	1	6.50	WASHER, TRFER CASE CHAIN DRIVE SPKT THR (NOTE 1)
84	D1, 3 (TYPE 208) (2ND DES)	15594196	1	8.50	WASHER, TRFER CASE CHAIN DRIVE SPKT THR (NOTE 1)
85-87	D1, 3 (TYPE 208)	15594196	1	8.50	WASHER, TRFER CASE CHAIN DRIVE SPKT THR

4.538 GEAR-RING-SLEEVE, Transfer Case Main Drive

84-87	D1, 3 (TYPE 208)	14075210	1	56.75	GEAR, TRFER CASE MAIN DRIVE MODE CLU
84-87	D1, 3 (TYPE 208)	14037974	1	1.90	RING, TRFER CASE MAIN DRIVE MODE CLU RET
84-87	D1, 3 (TYPE 208)	14075211	1	55.75	SLEEVE, TRFER CASE MAIN DRIVE MODE CLU

4.540 WASHER, Transfer Case Main Shaft

84-87	D3 (TYPE 205)	3967881	2	3.15	WASHER, RR OUTPUT SHF LOW GR THR
84-87	D3 (TYPE 205)	3967896	1	1.15	WASHER, RR OUTPUT SHF ALR BRG THR

4.555 BOLT-CUP-FORK-PAD-PIN-PLATE-PLUNGER-RETAINER-SEAL-SECTOR-SHAFT-SPRING, Transfer Case

84-87	D1, 3 (TYPE 208)	14075306	1	.62	BOLT, TRFER CASE LOW RANGE LK PLT
84-87	D1, 3 (TYPE 208)	14037967	1	.48	CUP, TRFER CASE MODE SHFT FORK SPR
84-87	D1	14029107	1	8.70	FORK, TRFER CASE CONT
84-87	D1, 3 (TYPE 208)	14037963	1	35.00	FORK, TRFER CASE MODE SHFT
84-87	D1, 3 (TYPE 208)	14095679	1	49.50	FORK, TRFER CASE RANGE SHFT
84-87	D3 W/YSA, Y5C, Y5R (EXC NP4)	14029107	1	3.70	FORK, TRFER CASE CONT
84-87	D3 W/Y5B	14029107	1	3.70	FORK, TRFER CASE CONT
84-87	D3 (TYPE 205)	3975715	2	38.25	FORK, FRT & RR WHL SHF
84-87	D1, 3 (TYPE 208)	14037985	1	.49	PAD, TRFER CASE MODE SHFT FORK CTR
84-87	D1, 3 (TYPE 208)	14037966	4	.26	PAD, TRFER CASE RANGE & MODE SHFT FORK END
84-87	D1, 3 (TYPE 208)	14095680	1	.48	PAD, TRFER CASE RANGE SHFT FORK CTR
84-87	D1, 3 (TYPE 208)	14037961	1	4.95	PIN, TRFER CASE RANGE SHFT FORK
84-87	D1, 3 (TYPE 208)	14037964	1	.77	PIN, TRFER CASE MODE SHFT FORK
84-87	D1, 3 (TYPE 208)	14037949	1	29.50	PLATE, TRFER CASE LOW RANGE LK

TRANSFER CASE

4.555 BOLT-CUP-FORK-PAD-PIN-PLATE-PLUNGER-RETAINER-SEAL-SECTOR-SHAFT-SPRING, Transfer Case (Con't)

84-87	D1, 3 (TYPE 208)	14037955	1	53	PLUNGER, TRFER CASE RANGE SECTOR POPPET
84-87	D3 (TYPE 205)	3975716	2	4 50	PLUNGER, SHIFT SHAFT INTERLOCK
84-87	D1, 3 (TYPE 208)	14037958	1	50	RETAINER, TRFER CASE RANGE SECTOR & SHF
84-87	D1, 3 (TYPE 208)	14037962	1	2 05	RETAINER, TRFER CASE MODE FORK PIN & SPR
84-87	D1, 3 (TYPE 208)	14095598	1	21	SEAL, TRFER CASE RANGE SECTOR & SHF OIL
84-87	D1, 3 (TYPE 208)	14037957	1	35 25	SECTOR, W/SHF, TRFER CASE RANGE
84-87	D1, 3 (TYPE 208)	14037959	1	3 65	SHAFT, TRFER CASE SHFT FORK
84-87	D3 (TYPE 205)	6263153	1	46 75	SHAFT, RR WHL SHFT
84-87	D3 (TYPE 205)	14022221	1	30 00	SHAFT, FRT WHL SHFT
84-87	D1, 3 (TYPE 208)	14037968	1	37	SPRING, TRFER CASE MODE SHFT FORK

4.557 GASKET-SCREW-SPRING, Transfer Case Internal Shift Control

84-87	D3 (TYPE 205)	3967885	2	71	GASKET, SHFT SHF POPPET SCREW (4 565)
84-87	D1, 3 (TYPE 208)	14095597	1	57	SCREW, TRFER CASE RANGE SECTOR POPPET
84-87	D1, 3 (TYPE 208)	3967886	1	48	SPRING, TRFER CASE RANGE SECTOR POPPET
84-87	D3 (TYPE 205)	3967886	2	48	SPRING, SHIFT SHAFT POPPET

4.560 CLIP-ROD-SWIVEL, Transfer Case External Shift Control

84-87	D3 (TYPE 205)	14022210	2	32	CLIP, SHFT SHF LINK CLV PIN SPR
84-87	D1	14029122	1	5 85	ROD, TRFER CASE CONT
84-87	D3 W/MF4	14054220	1	3 50	ROD, TRFER CASE SEL
84-87	D3 (EXC MF4)	14029122	1	5 85	ROD, TRFER CASE CONT
84-87	D1, 3	718388	1	15 80	SWIVEL, TRFER CASE CONT ROD

4.563 GASKET-SWITCH, Transfer Case Shift Control

84-87	D1, 3 (TYPE 208)	106456	1	28	GASKET, TRFER CASE MODE IND SW
84-87	D1, 3 (TYPE 208)	14037986	1	7 10	SWITCH, TRFER CASE MODE IND LT
84-87	D3 (TYPE 205)	14024304	1	7 15	SWITCH, TRFER CASE MODE IND LT (BLADE TYPE CONN)
84-87	D3 (TYPE 205)	15594176	1	7 50	SWITCH, TRFER CASE MODE IND LT (PIN TYPE CONN)

4.570 BEZEL-BOLT-BOOT-BUSHING-GROMMET-GUIDE-KNOB-LEVER-LINK-NUT-PIN-PLATE-PLUG-SEAL-SPRING, Transfer Case Shift Control

84-87	D1	14037893	1	34 25	BEZEL, TRFER CASE CONT LVR
84-87	D3 (EXC MF4)	14037893	1	34 25	BEZEL, TRFER CASE CONT LVR
84-87	D1	14045604	2	1 20	BOLT, TRFER CASE CONT FORK
84-87	D3 W/MF4	14009313	1	5 00	BOLT, TRFER CASE CONT LVR
84-87	D3 W/Y5A, Y5C, Y5R (EXC MF4)	14045604	2	1 20	BOLT, TRFER CASE CONT FORK
84-87	D3 W/Y5B	14045604	2	1 20	BOLT, TRFER CASE CONT FORK
84-87	D1	14029116	1	7 30	BOOT, TRFER CASE CONT LVR
84-87	D3 W/MF4	14071955	1	7 30	BOOT, TRFER CASE CONT LVR
84-87	D3 (EXC MF4)	14029116	1	7 30	BOOT, TRFER CASE CONT LVR
84-87	D1	3992925	2	1 85	BUSHING, TRFER CASE CONT LVR HSG (4 032)
84-87	D3 W/Y5A, Y5C, Y5R (EXC MF4)	3992925	2	1 85	BUSHING, TRFER CASE CONT LVR HSG (4 032)
84-87	D3 W/Y5B	3992925	2	1 85	BUSHING, TRFER CASE CONT LVR HSG (4 032)
84-87	D1	1234418	2	1 40	GROMMET, TRFER CASE SHFT CONT ROD (4 037)
84-87	D3 W/MF4	14049558	1	78	GROMMET, TRFER CASE SEL ROD
84-87	D3 (EXC MF4)	1234418	2	1 40	GROMMET, TRFER CASE SHFT CONT ROD (4 037)
84-87	D1	14045687	1	7 70	GUIDE, TRFER CASE CONT LVR
84-87	D3 (EXC MF4)	14045687	1	7 70	GUIDE, TRFER CASE CONT LVR
84-87	D1	15588503	1	4 75	KNOB, TRFER CASE CONT LVR
84-87	D3 W/MF4	15588504	1	5 80	KNOB, TRFER CASE CONT LVR
84-87	D3 (EXC MF4)	15588503	1	4 75	KNOB, TRFER CASE CONT LVR
84-87	D1	14037889	1	14 60	LEVER, TRFER CASE CONT ACTR
84-87	D1	14045658	1	18 85	LEVER, TRFER CASE CONT
84-87	D1, 3	14029126	1	8 10	LEVER, TRFER CASE CONT SEL
84-87	D3 W/MF4	14055631	1	47 25	LEVER, TRFER CASE CONT

TRANSFER CASE

4.570

BEZEL-BOLT-BOOT-BUSHING-GROMMET-GUIDE-KNOB-
LEVER-LINK-NUT-PIN-PLATE-PLUG-SEAL-SPRING, Transfer Case
Shift Control (Con't)

84-87	D3 W/Y5A, Y5C, Y5R (EXC MF4)	14037889	1	14 60	LEVER, TRFER CASE CONT ACTR
84-87	D3 W/Y5A, Y5C, Y5R (EXC MF4)	14046658	1	18.85	LEVER, TRFER CASE CONT
84-87	D3 W/Y5B	14037889	1	14 60	LEVER, TRFER CASE CONT ACTR
84-87	D3 W/Y5B	14063332	1	13 05	LEVER, TRFER CASE CONT
85-87	D3 W/MF4	15548975	1	63 00	LEVER, TRFER CASE CONT
84-87	D3 (TYPE 205)	14069697	1	8.30	LINK, SHFT SHIF
84-87	D1	3841497	2	.25	NUT, TRFER CASE CONT ROD JAM(4 037)
84-87	D3 W/MF4	3841497	1	.25	NUT, TRFER CASE CONT LVR KNOB(4 037)
84-87	D3 (EXC MF4)	3841497	2	.25	NUT, TRFER CASE CONT ROD JAM(4 037)
84-87	D1	14029111	1	2.45	PIN, TRFER CASE CONT LVR
84-87	D3 W/Y5A, Y5C, Y5R (EXC MF4)	14029111	1	2.45	PIN, TRFER CASE CONT LVR
84-87	D3 W/Y5B	14029111	1	2 45	PIN, TRFER CASE CONT LVR
84-87	D1	14029117	1	2.90	PLATE, TRFER CASE CONT LVR BOOT TR
84-87	D3 W/MF4	14032789	1	2.90	PLATE, TRFER CASE CONT LVR BOOT TR
84-87	D3 (EXC MF4)	14029117	1	2.90	PLATE, TRFER CASE CONT LVR BOOT TR
84-87	D3 (TYPE 205)	3978717	1	1 20	PLUG, RR WHL SHFT SHF POPPET
84-87	D1	14071954	1	1 05	SEAL, TRFER CASE CONT LVR
84-87	D3 (EXC MF4)	14071954	1	1 05	SEAL, TRFER CASE CONT LVR
84-87	D1	14029108	1	2 05	SPRING, TRFER CASE CONT LVR
84-87	D3 W/Y5A, Y5C, Y5R (EXC MF4)	14029108	1	2 05	SPRING, TRFER CASE CONT LVR
84-87	D3 W/Y5B	14029108	1	2 05	SPRING, TRFER CASE CONT LVR

NOTES

BRAKES

4.589		SWITCH, Parking Brake Alarm			
84-87	D1, 3	477361	1	74	SWITCH, PARK BRK WARN LAMP
4.591		LEVER, Parking Brake Apply			
84-87	D1, 3	362280	1	27 00	LEVER, PARK BRK
4.594		GROMMET-HANDLE-RETAINER, Parking Brake Release			
84-87	D1, 3	341990	1	36	GROMMET, PARK BRK PED HEI. ROD (PLASTIC)
84-87	D1, 3	14038889	2	51	GROMMET, PK BRK FRT CBL
84-87	D1, 3	334540	1	5 50	HANDLE, PARK BRK HEI
84-87	D1, 3	334541	1	49	RETAINER, PARK BRK PED HEI ROD
4.625		PEDAL-WASHER, Brake Pedal			
84-87	D1, 3	365561	1	28 00	PEDAL, BRK
84-87	D1, 3	3702807	1	30	WASHER, BRK PED PUSH PAD
4.626		BUSHING, Brake Pedal			
84-87	D1, 3	346381	2	71	BUSHING, BRK PED P V
4.630		COVER, Brake and Clutch			
84-87	D1, 3	25516561	1	2 05	COVER, BRK PED PAD
4.634		BOLT-BRACE-BRACKET-SLEEVE, Brake Pedal			
84	D1, 3	335224	1	1 10	BOLT, BRK PED PIV(S 383)
84-87	D1, 3	467282	1	17 55	BRACE, BRK PED BRKT
84	D1, 3	14031806	1	34 25	BRACKET, BRK PED
85-87	D1, 3	15593649	1	34 25	BRACKET, BRK PED
84-87	D1, 3	6264951	1	1 30	SLEEVE, BRK PED P V
4.639		PLATE-SPRING, Brake Pedal Pull Back			
84-87	D1, 3	335926	1	87	PLATE, BRK PED RTN SPR
84-87	D1, 3	3850084	1	77	SPRING, BRK PED PULL BK
4.648		EXTENSION, Brake Cylinder and Pedal Shaft			
84-87	D1, 3	334146	SH	1 40	EXTENSION, BRK PED BRKT BR
4.649		REPAIR KIT, Brake Master Cylinder			
84-87	D1	25509843	1	28 50	REPAIR KIT, M/CYL (INCLUDES PRIMARY P STON)
4.650		CYLINDER, Brake Master			
84-87	D1	14076813	1	77 50	CYLINDER, BRK MASTER
84-87	D3	14076814	1	91 75	CYLINDER, BRK MASTER
4.651		BAIL-COVER-DIAPHRAGM, Brake Master Cylinder			
84-87	D1	25509743	1	2 00	BAIL, BRK M/CYL RESVR CVR
84-87	D3	6259164	1	1 35	BAIL, BRK M/CYL RESVR CVR
84-87	D1	14079091	1	5 55	COVER, BRK M/CYL RESVR
84-87	D3	14079092	1	5 55	COVER, BRK M/CYL RESVR
84-87	D1	409353	1	2 75	DIAPHRAGM, M/CYL RESVR
84-87	D3	6259163	1	2 60	DIAPHRAGM, M/CYL
4.653		BOLT-PISTON, Brake Master Cylinder Secondary			
84-87	D3	14034939	1	1 50	BOLT, M/CYL SECD PSTN STOP
84-87	D1	25509744	1	7 90	PISTON, BRK M/CYL SECD
84-87	D3	14034938	1	16 75	PISTON, BRK M/CYL SECD
84-87	D3	14071887	1	17 10	PISTON, BRK M/CYL PRIM
4.656		RING, Brake Main Cylinder			
84-87	D1, 3	274829	1	1 20	RING, M/CYL PRIM PSTN RET
84-87	D3	9425510	1	1 85	RING, M/CYL PRIM PSTN LOCK
4.658		ROD-ROD KIT, Brake Pedal Push			
84-87	D1, 2	377397	1	6 50	ROD, PWR BODS OUTPUT PUSH
84-87	D3	345083	1	20 00	ROD, PWR BODS PED
84-87	D3	14055058	1	125 00	ROD KIT, W/PISTON P D BODS INPUT
4.659		BAFFLE-BOOT-RETAINER, Brake Master Cylinder Rod			
84-87	D1, 3	360859	1	91	BAFFLE, PWR BODS OUTPUT ROD SPR RIN
84-87	D1	14076230	1	17 30	BOOT, PWR BODS PED ROD
84-87	D1	345673	1	70	RETAINER, PWR BODS OUTPUT PUSH ROD

BRAKES

4.661		SEAT, Main Cylinder Outlet Fitting			
84-87	D1, 3	3838083	2	1 50	SEAT, M/CYL BRK PIPE
4.662		NUT, Master Cylinder Adjusting			
84-86	D1, 3	11502812	AR	40	NUT, BRK M/CYL(B.917)
4.665		BOLT-BRACKET-BUSHING-CALIPER-CYLINDER-HOUSING-LOCK-PLATE-SCREW-SLEEVE-SPRING, Wheel Brake Cylinder or Caliper			
84-87	D1	5468228	4	N.L.	BOLT, FRT BRK CLPR
84-87	D3	462823	LH	156 00	BRACKET, FRT BRK CLPR MTG
84-87	D3	462824	RH	156 00	BRACKET, FRT BRK CLPR MTG
84-87	D1	5470497	4	1 17	BUSHING, FRT BRK CLPR BOLT (OTR)
84-87	D1	18001037	4	2 26	BUSHING, FRT BRK CALIPER BOLT(INR)
84-87	D1	18007951	LH	142 50	CALIPER, FRT BRK
84-87	D1	18007952	RH	142 50	CALIPER, FRT BRK
84-87	D1	18004890	2	25 40	CYLINDER, RR WHL
84-87	D3	18004794	2	26 80	CYLINDER, RR WHL
84-87	D3	14002543	LH	183 00	HOUSING, W/CLPR, FRT
84-87	D3	14002544	RH	183 00	HOUSING, W/CLPR, FRT
84-87	D3	14023439	2	10 60	LOCK, FRT BRK CLPR SUPT
84-87	D1	14023429	LH	77 50	PLATE, FRT BRK CLPR MT
84-87	D1	14023430	RH	60 50	PLATE, FRT BRK CLPR MT
84-87	D3	331478	2	1 15	SCREW, FRT BRK CLPR SUPT
84-87	D1	18004087	4	1 25	SLEEVE, FRT BRK CLPR BOLT
84-87	D3	14023437	2	1 45	SPRING, FRT BRK CLPR SUPT
4.666		COVER-VALVE-VALVE KIT, Wheel Brake Cylinder or Caliper			
84-87	D1, 3	5469581	AP	.12	COVER, RR BRK BLEEDER SCF
84-87	D3	14002542	2	5 35	VALVE, FRT BRK CLPR BLEDR
84-87	D1	18004702	2	90	VALVE KIT, FRT BRK CLPR BLEDR (10MX15)
84-87	D1, 3	18003151	AP	83	VALVE KIT, BRK CLPR BLEDR(8MX1.25)
4.667		PISTON-REPAIR KIT, Wheel Cylinder Piston			
84-87	D1	2822207	2	10.75	PISTON, FRT BRK CLPR
84-87	D1	5463381	1	7.30	REPAIR KIT, RR WHL CYL
84-87	D1	5468787	2	N.L.	REPAIR KIT, FRT CLPR PSTN
84-87	D3	5468554	2	7 30	REPAIR KIT, RR WHL CYL
4.668		PISTON-SEAL, Wheel Cylinder			
84-87	D3	6259034	2	40 00	PISTON, FRT BRK CLPR
84-87	D3	6259033	2	1 15	SEAL, FRT BRK CLPR PSTN
4.669		SPRING, Wheel Cylinder Piston			
84-87	D1	5469497	2	N.L.	SPRING, FRT BRK SHOE ANTI-RATTLE
4.670		BOOT, Wheel Cylinder			
84-87	D3	338269	2	3 20	BOOT, FRT BRK CLPR PSTN
4.671		BOLT-WASHER, Brake Hose			
84-87	D1, 3	14000404	2	78	BOLT, FRT BRK HOSE(M10 X 1.5)
84-86	D1, 3	14000172	AR	13	WASHER, COPPER(M10 3X17X1.30)
4.675		ROD, Wheel Cylinder to Brake Shoe Thrust			
84-87	D1, 3	2822567	4	54	ROD, RR WHL CYL TO BRK SHOE THRUST
4.680		HOSE, Wheel Brake			
84-86	D1	14038723	LH	20 10	HOSE, FRT BRK
84-87	D1	14038738	RH	20 10	HOSE, FRT BRK
84-87	D1, 3	17981073	1	18 85	HOSE, RR BRK
84-87	D3	14054289	LH	21 10	HOSE, FRT BRK
84-87	D3	14054270	RH	21 10	HOSE, FRT BRK
4.681		BOLT-BRACKET-SPACER-SPRING, Brake Hose or Pipe			
84-87	D1, 3	1239148	1	1 00	BOLT, RR BRK HOSE TO AXLE
84-87	D1	338699	1	8 90	BRACKET, RR BRK HOSE
84-87	D1	359816	1	3 00	BRACKET, RR BRK HOSE(ON AXLE)
84-87	D1	14036719	LH	2 05	BRACKET, FRT BRK HOSE
84-87	D1, 3	14036720	RH	2 05	BRACKET, FRT BRK HOSE
84-87	D3	14036789	1	6 00	BRACKET, RR BRK HOSE
84-87	D3	14054259	LH	2 00	BRACKET, FRT BRK HOSE
84-87	D3	14055556	1	2 45	SPACER, HEIGHT SEN & BRAKING
84-87	D1, 3	334961	AR	37	SPRING, FRT & RR BRK HOSE

BRAKES

4.685 PIPE-SHIELD, Brake Cylinder

84-87 D3	14036792	1	2.95	PIPE, HEIGHT SEN & BRAKING PROPN CONT VLV
85-88 D3	3886933	1	7.70	SHIELD, PIPE (1-4" O D X 64 1/2") (11 COILS PER IN)

4.686 CLIP, Brake Hose or Pipe

84-86 D1, 3	331416	3	37	CLIP, RR BRK FRT PIPE
84-87 D1, 3	331416	1	37	CLIP, RR BRK C/OVR P PE
84-87 D1, 3	342677	1	38	CLIP, BRK PIPE (FDS #7.8.9)
84-87 D1, 3	343438	1	40	CLIP, FRT BRK PIPE
84-87 D1, 3	1559973	3	95	CLIP, RR BRK FRT PIPE
84-87 D2	343438	1	40	CLIP, RR BRK RR P PE

4.690 BOLT-BRACKET-BUSHING-LEVER-SPACER-VALVE, Brake Pressure Regulator

84-87 D3	358000	1	59	BOLT, HT SEN & BRAKING PROPN CONT VLV
84 D3	9439637	1	88	BOLT, HEIGHT SEN & BRAKING PROPN CONT VLV LVR (4 085)
84-87 D3	9439637	1	88	BOLT, HEIGHT SEN & BRAKING PROPN CONT (8 900)
84-86 D3	14036773	1	3.10	BRACKET, HEIGHT SEN & BRAKING PROPN CONT VLV
84-87 D3	14036775	1	16	BUSHING, HEIGHT SEN & BRK PROPN CONT VLV LVR
84 D3	14055549	1	9.95	LEVER, HEIGHT SEN & BRAKING PROPN CONT VLV
85-87 D3	15538216	1	9.95	LEVER, HEIGHT SEN & BRAKING PROPN CONT VLV
84-86 D3	14055554	1	2.50	SPACER, HEIGHT SEN & BRAK NG PROPN
84-87 D1	18008085	1	48.95	VALVE, BRK COMB
84-87 D3	1257203	1	29.10	VALVE, BRK COMB
84-87 D3	15538215	1	53.50	VALVE, HEIGHT SEN & BRAKING PROPN CONT

4.766 CONNECTOR-EQUALIZER, Brake Rod

84-87 D1, 3	25518531	1	80	CONNECTOR, PARK BRK CBL
84-87 D1, 3	14072692	1	1.50	EQUALIZER, PARK BRK CBL

4.779 CABLE, Parking Brake

84-87 D1	14054173	LH	19.25	CABLE, PARK BRK RR(53 IN)
84-87 D1	14054174	PH	19.25	CABLE, PARK BRK RR(75 3/4 IN)
84-87 D1	14055591	1	20.00	CABLE, PK BRK FRT(64 1/2 IN)
84-87 D3	14053593	1	20.00	CABLE, PK BRK FRT(68 IN)
84-87 D3	14064683	LH	20.55	CABLE, PARK BRK RR(52 5/8 IN)
84-87 D3	14064684	PH	20.55	CABLE, PARK BRK RR(77 3/4 IN)

4.785 BRACKET-CLIP-GUIDE, Parking Brake Cable

84-87 D1	14055592	1	1.50	BRACKET, PK BRK RR CBL
84-87 D1	14072697	1	1.25	BRACKET, PARK BRK RR CBL
84-87 D1, 3	14053598	1	77	BRACKET, PK BRK FRT CBL
84-87 D3	14071973	1	2.65	BRACKET, PARK BRK RR CBL
87 D1	15549238	1	85	BRACKET, PARK BRK FRT CBL
84-87 D3	14054122	1	57	CLIP, PARK BRK RR CBL
84-87 D1	368788	1	2.15	GUIDE, PARK BRK RR CBL

4.805 BOOSTER-BRACKET-GASKET-NUT-ROD KIT-STUD, Power Brake Booster(Hydraulic)

84-87 D1	15521935	1	340.00	BOOSTER, HYD PWR BRK
84-87 D3	14055057	1	340.33	BOOSTER, HYD PWR BRK(LESS ROD)
84-87 D1	14009748	1	37.85	BRACKET, PWR BRK BDOOS MTG
84-87 D1, 3	14009748	1	26.75	BRACKET, PWR BRK BDOOS MTG
84-87 D1, 3	14004810	1	35	GASKET, PWR BRK BDOOS
84-87 D1, 3	380858	1	9.85	NUT, PWR BDOOS MTG BRKT
85-86 D1	15538889	1	105.00	ROD KIT, W/PSTN BDOOS INPUT
84-87 D1, 3	14009755	2	3.95	STUD, PWR BDOOS TO M/CYL MTG

4.810 PIN-SEAL-SEAL KIT-SPRING-VALVE KIT, Power Brake Booster(Hydraulic)

84-87 D1, 3	345667	1	5.50	PIN, PWR BDOOS INPUT PSTN
84-85 D1, 3	471738	1	60	SEAL, PWR BDOOS RTN PIPE FTG
86-87 D1, 3	15547030	1	60	SEAL, PWR BDOOS RTN PIPE FTG
84-87 D1	22506440	1	10.55	SEAL KIT, PWR BDOOS
84-87 D3	455226	1	18.00	SEAL KIT, PWR BRK BDOOS
84-87 D1, 3	471736	1	3.45	SPRING, PWR BDOOS PSTN RTN

BRAKES

4.810		PIN-SEAL-SEAL KIT-SPRING-VALVE KIT, Power Brake	
		Booster(Hydraulic) (Con't)	
84-87	D1, 3	465227 1	28.25 VALVE KIT, HYD PWR BOOS ACCUM
4.815		COVER-SCREW, Power Brake Booster	
84-87	D3	471735 1	39.50 COVER, PWR BRK BOOS
84-87	D1, 3	471740 5	7.65 SCREW, W/LX WASHER, BOOS HSG TO CYR
4.820		ACCUMULATOR KIT, Power Brake Booster(Hydraulic)	
84-87	D1, 3	1812590 1	75.50 ACCUMULATOR KIT, HYD PWR BOOS
4.845		BRACKET-CLIP-FITTING-HOSE-NUT-SEAL, Power Brake Booster	
84-87	D1, 3	14045898 1	2.30 BRACKET, PWR BOOS PIPE CLIP
84-88	D1, 3	338898 1	1.20 CLIP, P B BOOS PIPE
84-87	D1, 3	380855 1	8.15 FITTING, PWR BOOS HYD RTN LINE
84-86	D1, 3	7838941 1	67.50 HOSE, PWR BRK BOOS INL
84-86	D1, 3	11502812 4R	.40 NUT, P/B BOOS(8.917)
84-87	D1, 3	7829923 4R	1.00 SEAL, HYD STRG GEAR (7.85MM ID X .83MM THK) (8.674)
4.866		CLIP, Air Brake Piping	
84-87	D3	2399078 3	43 CLIP, RR BRK RR PIPE
4.874		WIRE, Brake Press Indicator	
84-87	D1, 3	12001184 1	17.45 WIRE, BRK WARN LP

ALPHABETICAL INDEX

NUT, Hub Bolt (Front and/or Rear Wheel)	5 513	WASHER, Differential Pinion Thrust	5 542
NUT, Propeller Shaft Pinion Flange	5 595	WASHER, Differential Side Gear Thrust	5 543
NUT, Rear Axle	5 529	WASHER, Differential Sides	5 536
NUT, Universal Joint Trunnion and Yoke	5 586	WASHER, Hub or Drum (Front and Rear Wheel)	5 812
		WASHER, Propeller Shaft Pinion Flange	5 595
		WASHER, Propeller Shaft Pinion	5 545
		WASHER, Rear Wheel Hub Adjusting Nut	5 830
		WEIGHT, Wheel Balance	5 805
		WHEEL, Front or Rear	5 803
P			
PAD, T. Brake	5 017		
PIN, Brake Shoe Anchor	5 055		
PIN KIT, Brake Shoe Hold Down	5 043		
PIN, Pin on Shaft Lock	5 518		
PIVOT, Brake Shoe Automatic Adjusting	5 103		
PLATE, Brake Flange	5 001		
PLATE, Brake Shoe Guide	5 045		
PLATE KIT, Differential Locking	5 511		
R			
REPAIR KIT, Propeller Shaft/Universal Joint	5 548		
RETAINER, Differential Pinion	5 522		
RETAINER, Front Bearing and Oil Seal	5 478		
RETAINER, Rear Axle	5 529		
RETAINER, Universal Joint Trunnion and Yoke	5 586		
RING, Propeller Shaft	5 600		
RING, Rear Wheel Bearing	5 818		
RING, Universal Joint Trunnion and Yoke	5 586		
RIVET, Rear Brake Shoe Fastening	5 019		
ROTOR, Front and Rear Wheel Brakes	5 809		
S			
SCREW, Brake Shoe Adjusting	5 110		
SCREW, Pin on Shaft Lock	5 518		
SEAL, Differential Drive Pinion	5 468		
SEAL, Propeller Shaft/Universal Joint Trunnion	5 560		
SEAL, Rear Wheel Bearing Oil	5 822		
SHAFT, Differential Locking	5 517		
SHAFT, Propeller	5 544		
SHAFT, Rear Axle	5 420		
SHIELD, Brake Flange Plate	5 002		
SHIM, Differential Bearing Adjusting	5 537		
SHIM, Differential Rear Pinion Bearing	5 460		
SHIM KIT, Differential Bearing Adjusting	5 537		
SHIM KIT, Differential Rear Pinion Bearing	5 460		
SHOCK KIT, Brake	5 017		
SLINGER, Drive Pinion Rear and Intermediate	5 484		
SLINGER, Propeller Shaft Pinion	5 545		
SOCKET, Brake Shoe Adjusting Screw	5 111		
SPACER, Differential Bearing Adjusting	5 537		
SPACER, Differential Drive Pinion Front and Center Bearing	5 453		
SPIDER, Differential Pinion	5 520		
SPRING, Brake Adjuster	5 107		
SPRING, Brake Shoe Retract	5 025		
SPRING, Differential Pinion	5 520		
SPRING, Parking Brake Lever	5 151		
STRAP, Universal Joint Trunnion and Yoke	5 588		
STRUT, Parking Brake Lever	5 150		
T			
VALVE, T. Valve And Cover Lock	5 875		
VENTILATOR, Rear Axle	5 387		
W			
WASHER, Brake Shoe Adjusting	5 110		
WASHER, Brake Shoe Hold Down	5 043		
WASHER, Differential Carrier	5 506		

BRAKES-REAR AXLE-PROPELLER SHAFT-WHEELS

5.001		PLATE, Brake Flange			
84-87	D1	14055279	LH	19 05	PLATE, RR BRK FLG
84-87	D1	14055280	RH	19 05	PLATE, RR BRK FLG
84-87	D3	14088905	LH	38 75	PLATE, RR BRK FLG
84-87	D3	14088906	RH	38 75	PLATE, RR BRK FLG
5.002		BOLT-NUT-SHIELD, Brake Flange Plate			
84-87	D1	14008652	12	1 40	BOLT, FRT BRK FLG MTG
84-87	D1	14056133	12	70	NUT, FRT BRK FLG MTG BOLT
84-87	D3	462813	LH	13 50	SHIELD, FRT DISC BRK SPLASH
84-87	D3	462814	RH	13 50	SHIELD, FRT DISC BRK SPLASH
5.017		PAD KIT-SHOE KIT, Brake			
84	D1	12300254	1	N1	PAD KIT, FRT DISC BRK
84-87	D3	14055091	1	N1	PAD KIT, FRT DISC BRK
85-87	D1	12300254	1	N1	PAD KIT, FRT DISC BRK
84-87	D1	1155445	1	N1	SHOE KIT, RR BRK(11 15 X 2 75)
84-87	D3	372379	1	76 75	SHOE KIT, RR BRK(13 X 3 50)
5.018		LINING KIT, Brake Shoe			
84-87	D3	6260885	1	33 75	LINING KIT, RR BRK (PRIM & SECD)
5.019		RIVET, Rear Brake Shoe Facing			
84-86	D3	344029	AR	28	RIVET, RR BRK SHOE (PRIM & SECD)
5.026		SPRING, Brake Shoe Retract			
84-87	D1	3894822	2	1 05	SPRING, RR BRK SHOE PULL BK
84-87	D1	3820163	2	97	SPRING, RR BRK SHOE PULL BACK (SECD)
84-87	D1	3887347	2	70	SPRING, RR BRK SHOE ADJ SC
84-87	D3	3757138	2	97	SPRING, RR BRK SHOE PULL BACK (PRIM)
84-87	D3	3856843	2	92	SPRING, RR BRK SHOE PULL BACK (SECD)
84-87	D3	3856850	2	1 00	SPRING, RR BRK SHOE ADJ SC
6.043		CLIP-PIN KIT-WASHER, Brake Shoe Hold Down			
84-87	D3	14023438	2	77	CLIP, FRT BRK PADJANTI RATTLE
84-87	D1,3	372249	1	5 70	PIN KIT, RR BRK SHOE HOLDN
84-87	D1	5461145	2	33	WASHER, RR BRK SHOE HOLDN PIN SPR
6.045		PLATE, Brake Shoe Guide			
84-87	D1,3	18002428	1	61	PLATE, RR BRK SHOE GUIDE
5.055		PIN, Brake Shoe Anchor			
84-87	D1	14009982	2	5 60	PIN, RR BRK SHOE ANC
84-87	D3	3856834	2	11 75	PIN, RR BRK SHOE ANC
5.056		NUT, Brake Shoe Anchor Pin			
84-87	D1	3760300	2	1 10	NUT, PARK BRK SHOE ANC PIN
5.103		LEVER-PIVOT, Brake Shoe Automatic Adjusting			
84-87	D1	357889	LH	4 10	LEVER, RR BRK SHOE AUTO ADJ
84-87	D1	357890	PH	4 10	LEVER, RR BRK SHOE AUTO ADJ
84-87	D3	357845	LH	4 10	LEVER, RR BRK SHOE AUTO ADJ
84-87	D3	357846	PH	4 10	LEVER, RR BRK SHOE AUTO ADJ
84-87	D1,3	3856855	LP	57	PIVOT, RR BRK SHOE AUTO ADJ LVR
84-87	D1,3	3856856	PH	57	PIVOT, RR BRK SHOE AUTO ADJ LVR
5.105		LINK, Brake Shoe Automatic Adjusting Lever			
84-87	D1	5461158	LH	1 75	LINK, RR BRK SHOE AUTO ADJ LVR
84-87	D1	14055315	RH	2 15	LINK, RR BRK SHOE AUTO ADJ LVR
84-87	D3	3856857	LH	1 60	LINK, RR BRK SHOE AUTO ADJ LVR
84-87	D3	3856858	RH	1 60	LINK, RR BRK SHOE AUTO ADJ LVR
5.107		SPRING, Brake Adjuster			
84-87	D1,3	344004	2	55	SPRING, RR BRK SHOE ADJ LVR RTN
84-87	D1,3	5461145	AP	1 15	SPRING, RR BRK SHOE AUTO ADJ LVR Q/RIDE
5.110		SCREW-WASHER, Brake Shoe Adjusting			
84-87	D1	345943	LH	1 35	SCREW, RR BRK SHOE ADJ
84-87	D1	345944	RH	1 45	SCREW, RR BRK SHOE ADJ
84-87	D3	15522077	LH	3 20	SCREW, RR BRK SHOE ADJ (T/W 15522079 T/W 15522081)

BRAKES-REAR AXLE-PROPELLER SHAFT-WHEELS

5.110		SCREW-WASHER, Brake Shoe Adjusting (Con't)			
84-87	D3	15522078	RH	3.20	SCREW, RR BRK SHOE ADJ (T/W 15522080 T/W 15522081)
84-87	D1	5462496	2	.43	WASHER, RR BRK SHOE ADJ SC
84-87	D3	3658849	2	.40	WASHER, RR BRK SHOE ADJ SC 50C
5.111		NUT-SOCKET, Brake Shoe Adjusting Screw			
84-87	D1	458673	LH	1.45	NUT, RR BRK SHOE ADJ PIV
84-87	D1	458674	RH	1.50	NUT, RR BRK SHOE ADJ PIV
84-87	D1, 3	15522080	RH	2.05	NUT, RR BRK SHOE ADJ SCREW PIVOT (13X2.50, 13X3.50 BRK) (T/W 15522078 T/W 15522081)
84-87	D3	15522079	LH	2.05	NUT, RR BRK SHOE ADJ SC PIV (15522077 T/W 15522081)
84-86	D1	458675	7	1.95	SOCKET, RR BRK SHOE ADJ SC
84-87	D3	15522081	7	1.80	SOCKET, RR BRK SHOE ADJ SC (T/W 15522077 T/W 15522079)
5.117		COVER, Brake Adjusting Hole			
84-87	D1, 3	475516	AH	.40	COVER, RR BRK INSP HOLE
5.149		LEVER-LEVER KIT, Parking Brake			
84-87	D3	334307	LH	2.15	LEVER, PARK BRK SHOE
84-87	D3	334308	RH	3.25	LEVER, PARK BRK SHOE
84-87	D1	15594177	LH	3.25	LEVER KIT, PARK BRK SHOE+RH
84-87	D1	15594178	RH	3.25	LEVER KIT, PARK BRK SHOE+RH
5.150		STRUT, Parking Brake Lever			
84-87	D1	468661	LH	2.05	STRUT, PARK BRK SHOE LVR
84-87	D3	3898059	2	2.45	STRUT, PARK BRK SHOE LVR
5.151		SPRING, Parking Brake Lever			
84-87	D1, 3	1312281	1	.64	SPRING, PK BRK SHOE LVR ST
5.386		AXLE, Rear Axle			
84-85	D1	14055363	1	1222.00	AXLE, RR(3.08R)(STAMPED BJ3.BSJ)
84-86	D3	14063304	1	2147.00	AXLE, RR(4.56R)(STAMPED BMH)
84-86	D3	15597787	1	2147.00	AXLE, RR(4.56R)(STAMPED GHV.BMH)
86	D1	26004445	1	1322.00	AXLE, RR(3.08R)(STAMPED HXT.BJ3.BSJ)
86-87	D3	15591920	1	2209.00	AXLE, RR(4.56R)(STAMPED HFF)
5.387		CONNECTOR-HOUSING-VENTILATOR, Rear Axle			
84-87	D1	14072930	1	1.55	CONNECTOR, RR AXLE VENT HOSE
84-87	D3	14056297	1	1.25	CONNECTOR, RR AXLE VENT HOSE (CURVED)
84-87	D1	15594126	1	422.50	HOUSING, W/SPCR (RR AXLE)
84	D3	471777	1	751.83	HOUSING, W/TUBE (RR AXLE)
84-87	D3	15537131	1	675.00	HOUSING, W/TUBE, RR AXLE
84-87	D1, 3	8640496	AF	1.13	VENTILATOR, FRT OF RR AXLE
5.394		BRACKET, Rear Axle Bumper			
84-87	D1	327260	2	5.80	BRACKET, RH AXLE BPH
84-87	D3	14000214	2	6.10	BRACKET, RH AXLE BPH
5.395		BUMPER, Rear Axle			
84-87	D1, 3	3764438	2	2.55	BUMPER, RR AXLE
5.398		BOLT-COVER, Rear Axle Housing			
84-87	D3	650072	AR	.35	BOLT, DIFF CARR CVP (FRT AXLE) (DANA 34822)
86-87	D3	15521977	4	.37	BOLT, DIFF CARR CVP (RR AXLE)
84-87	D1	1252415	1	9.05	COVER, DIFF CARR (RR AXLE)
84-87	D1	14063308	1	18.20	COVER, DIFF CARR (FRT AXLE)
84-87	D3	3977388	1	1.80	COVER, DIFF CARR (RR AXLE)
84-87	D3	14075383	1	3.25	COVER, DIFF CARR (FRT AXLE)
5.399		GASKET, Rear Axle Housing Cover			
84-87	D1	458860	1	2.95	GASKET, AXLE HSG CVR (FRT AXLE)
84-87	D1	3993593	1	N.L.	GASKET, DIFF CARR CVR (RR AXLE)
84-87	D3	3977387	1	3.20	GASKET, DIFF CARR CVR (RR AXLE)
84-87	D3	8273951	1	2.45	GASKET, DIFF CARR CVR (FRT AXLE)
5.420		SHAFT, Rear Axle			
84-87	D1	14039547	2	108.00	SHAFT, RR AXLE
84-87	D3	3977383	LH	118.00	SHAFT, RR AXLE
84-87	D3	3977384	RH	118.00	SHAFT, RR AXLE

BRAKES-REAR AXLE-PROPELLER SHAFT-WHEELS

5.422		BOLT-LOCK, Rear Axle Shaft			
84-87	D3	357809	16	56	BOLT, RR AXLE SHF(1/2-12 X 1 25)
84-87	D1	3633322	2	81	LOCK, RR AXLE SHF(150)
5.447		BEARING, Pinion Shaft Front			
84-87	D1	7450984	2	N L	BEARING, PNG FR(FRT & RR AXLE)
84-87	D3	7451155	1	N L	BEARING, PNG FR(IRR AXLE)(5 484)
84-87	D3	8413133	1	27 50	BEARING, ORIV PNG QTR (FRT AXLE)
5.453		SPACER, Differential Drive Pinion Front and Center Bearing			
84-87	D1	1234728	2	1 35	SPACER, DRIVE PIN BRG
84-87	D3	3977355	1	2 15	SPACER, PNG BRG (RR AXLE)
5.460		SHIM-SHIM KIT, Differential Rear Pinion Bearing			
84-87	D3	334362	AR	79	SHIM, PNG BRG (006) (RR AXLE)
84-87	D3	334363	AR	79	SHIM, PNG BRG (007) (RR AXLE)
84-87	D3	334364	AR	82	SHIM, PNG BRG (008) (RR AXLE)
84-87	D3	334365	AR	92	SHIM, PNG BRG (009) (RR AXLE)
84-87	D3	334366	AR	92	SHIM, PNG BRG (010) (RR AXLE)
84-87	D3	334367	AR	92	SHIM, PNG BRG (011) (RR AXLE)
84-87	D3	334368	AR	92	SHIM, PNG BRG (012) (RR AXLE)
84-87	D3	334369	AR	92	SHIM, PNG BRG (013) (RR AXLE)
84-87	D3	334370	AR	92	SHIM, PNG BRG (014) (RR AXLE)
84-87	D3	334371	AR	92	SHIM, PNG BRG (015) (RR AXLE)
84-87	D3	334372	AR	92	SHIM, PNG BRG (016) (RR AXLE)
84-87	D3	334373	AR	92	SHIM, PNG BRG (017) (RR AXLE)
84-87	D3	334374	AR	92	SHIM, PNG BRG (018) (RR AXLE)
84-87	D3	334375	AR	92	SHIM, PNG BRG (019) (RR AXLE)
84-87	D3	334376	AR	92	SHIM, PNG BRG (020) (RR AXLE)
84-87	D3	334377	AR	92	SHIM, PNG BRG (021) (RR AXLE)
84-87	D3	334378	AR	92	SHIM, PNG BRG (022) (RR AXLE)
84-87	D3	334379	AR	92	SHIM, PNG BRG (023) (RR AXLE)
84-87	D3	334380	AR	1 00	SHIM, PNG BRG (024) (RR AXLE)
84-86	D3	2353010	2	23	SHIM, QTR PNG BRG (003) (FRT AXLE) (1 525 OD)
84-87	D3	2353011	2	26	SHIM, QTR PNG BRG (005) (FRT AXLE) (1 525 OD)
84-87	D3	2353012	2	26	SHIM, QTR PNG BRG (010) (FRT AXLE) (1 525 OD)
84-87	D3	2353013	2	26	SHIM, QTR PNG BRG (030) (FRT AXLE) (1 525 OD)
84-87	D3	2358870	2	10	SHIM, IRR PNG BRG (003) (FRT AXLE)
84-87	D3	2358871	2	15	SHIM, IRR PNG BRG (005) (FRT AXLE)
84-87	D3	2358872	2	36	SHIM, IRR PNG BRG (010) (FRT AXLE)
84-87	D1	1394892	AR	5 50	SHIM KIT, DR PNG BRG (020-024)
84-87	D1	1394893	AR	6 40	SHIM KIT, DR PNG BRG (025-029)
84-87	D1	1394894	AR	7 05	SHIM KIT, DR PNG BRG (030-034)
84-87	D1	1394895	AR	7 65	SHIM KIT, DR PNG BRG (035-039)
5.469		SEAL, Differential Drive Pinion			
84-87	D1	458859	1	7 60	SEAL, PNG FLG OIL (FRT AXLE)
84-87	D1	1243485	1	N L	SEAL, RR AXLE PNG
84-87	D3	3977359	1	N L	SEAL, PROP SHF PNG F, G OIL (RR AXLE)
84-86	D3	14079089	1	4 30	SEAL, PNG FLG OIL (FRT AXLE)
86-87	D3	15583783	1	4 50	SEAL, PNG FLG OIL (FRT AXLE)
5.476		RETAINER, Pinion Bearing and Oil Seal			
84-87	D3	3977354	1	67 00	RETAINER, PNG BRG (RR AXLE)
5.484		BEARING-SLINGER, Drive Pinion Rear and Intermediate			
84-87	D1	7451155	2	N L	BEARING, PNG RR(FRT AND RR AXLE)
84-87	D3	7451888	1	N L	BEARING, PNG INTER (RR AXLE)
84-87	D3	9413168	1	45 25	BEARING, DRIV PNG IRR (FRT AXLE)
84-85	D3	15595830	1	5 80	BEARING, HYP ORIV PINION RR (T/W 15534384)
86-87	D3	7451870	1	N L	BEARING, HYP DR PNG RR (RR AXLE)
84-87	D3	462863	1	7 40	SLINGER, PNG BRG IRR (FRT AXLE) (DANA 34643)
5.505		DIFFERENTIAL, Differential			
84-87	D3	14053392	1	47 25	DIFFERENTIAL, RR AXLE
5.506		BOLT-WASHER, Differential Carrier			
84	D1	3818784	4	62	BOLT, DIFF CARR BPG CAP(FRT AXLE)
84-87	D3	3977453	4	59	BOLT, DIFF CARR BRG CAP (RR AXLE)

BRAKES-REAR AXLE-PROPELLER SHAFT-WHEELS

5.506		BOLT-WASHER, Differential Carrier		(Con't)	
85-88	D1	454847	4	1 65	BOLT, DIFF CARR BRG CAP (FRT AXLE) (B 800)
84-87	D1	9778348	AR	45	WASHER, DIFF CARR CVR (5.518)
5.508		MAGNET, Differential Carrier Housing			
84-87	D1	3787240	2	60	MAGNET, DIFF CARR CHIP(4.105)
84-87	D3	3787240	2	60	MAGNET, DIFF CARR CHIP (RR AXLE) (4.105)
5.510		CASE-DIFFERENTIAL, Differential and Planet			
84-85	D1	1252981	1	110 00	CASE, DIFF (LESS INT GEARS)(FRT AXLE)
84-87	D3	6258340	1	264 00	CASE, DIFF (LESS INT GEARS)(RR AXLE)
84-87	D3 W/Y5A, Y5H	345663	1	175 00	CASE, FRT AXLE DIFF
84-87	D3 W/Y5H, Y5C	2358880	1	89 00	CASE, DIFF (LESS INT GEARS)(FRT AXLE)
84-87	D1	14105710	1	110 00	CASE, DIFF (LESS INT GEARS)(FRT AXLE)
84-87	D1	8885879	1	374 00	DIFFERENTIAL, W/CASE & GEARS
84-87	D3 W/Y5A, Y5R	345656	1	367 00	DIFFERENTIAL, W/CASE & GEARS (FRT AXLE)
5.511		BUSHING-CAM PLATE-CLIP-DISC-GOVERNOR KIT-PLATE KIT, Differential Locking			
84-87	D1	14048409	1	4 30	BUSHING, DIFF LOCKOUT (RR AXLE) (EATON EDS98848)
84-87	D1	14048413		23 30	CAM PLATE, DIFF (RR AXLE) (EATON EDS98833)
84-87	D1	462787	6	1 65	CLIP, DIFF GUIDE (RR AXLE) (RR DISC)
84-87	D1	15598629	5	1 20	CLIP, DIFF GUIDE (RR AXLE) (LH DISC)
84-87	D3 W/Y5A, Y5R	14075384		76 50	DISC, W/PLATE, FRT AXLE DIFF
84-87	D1	14048410		53 75	GOVERNOR KIT, DIFF (RR AXLE) (EATON EDS27598)
84-87	D1	14048411	LH	55 50	PLATE KIT, DIFF LK (W/DISC) (RR AXLE) EATON EDS 27800
84-87	D1	14058083	RH	21 40	PLATE KIT, DIFF LK (W/DISC) (EATON EDS27953) (BELL END)
5.513		CLUTCH, Rear Axle			
84-87	D3	14075352	1	163 00	CLUTCH, DIFF (RR AXLE)
5.517		SHAFT, Differential Locking			
84-87	D1	14006401	1	11 90	SHAFT, DIFF PNG (FRT AXLE)
84-87	D1	14048412	1	22 90	SHAFT, PINION CR (RR AXLE)
84-87	D3	2358883	1	8 30	SHAFT, DIFF PNG (FRT AXLE)
5.518		PIN-SCREW, Pinion Shaft Lock			
84-87	D3	273541	1	46	PIN, PNG SHF LK (FRT AXLE)
84-87	D1	14056196	1	52	SCREW, DIFF PNG SHF LK
5.520		RETAINER-SPIDER-SPRING, Differential Pinion			
84-87	D3	14075354	2		RETAINER, DIFF LK SPR (RR)
84-87	D3	14075351	1	350 00	SPIDER, DIFF (RR AXLE)
84-87	D3	14075353	2	24 50	SPRING, DIFF CLUT (RR AXLE)
5.526		GEAR, Differential Pinion			
84-87	D1	6270977	2	17.15	GEAR, DIFF PNG (FRT AXLE)
84-87	D1	15588700	3	22.25	GEAR, DIFF PNG (RR AXLE) EATON EDS42179
84-87	D3	850074	2	11 40	GEAR, DIFF PNG (FRT AXLE)
5.527		GEAR KIT, Differential Side with Pinion			
84-87	D1	1397647	1	132 00	GEAR KIT, W/PNG, DIFF SH (FRT AXLE)
5.528		GEAR, Differential Side			
84-87	D1	15599819	LH	73 25	GEAR, DIFF CAM FACED SH (EATON EDS42496)
84-87	D1	15599820	RH	50 00	GEAR, DIFF SPI INFD SH (EATON EDS42495)
84-87	D3	14075355	2	166 00	GEAR, DIFF SH (RR AXLE)
84-87	D3 W/Y5A, Y5R	345655	2	46 30	GEAR, DIFF SH (FRT AXLE)
84-87	D3 W/Y5B, Y5C	345651	2	29 50	GEAR, DIFF SH (FRT AXLE)
5.529		GEAR KIT, Ring and Pinion (Not Sold Separately)			
84-87	D1	1258709	2	276 00	GEAR KIT, RG & PNG (FRT & RR AXLE)
84-87	D3	471873	1	433 00	GEAR KIT, RG & PNG (RR AXLE)
84-87	D3	3965147	1	267 00	GEAR KIT, RG & PNG (FRT AXLE)

BRAKES-REAR AXLE-PROPELLER SHAFT-WHEELS

5.531		BOLT, Ring Gear			
84-87 01	14058913	10	71	BOLT, HYP DR GR (FRT & RR AXLE)	
84-87 03	331421	12	84	BOLT, HYP DR GEAR (RR AXLE)	
84-86 03	2358877	12	50	BOLT, HYP DRIV GEAR (FRT AXLE)	
5.536		BEARING-WASHER, Differential Side			
84-87 01	7451281	2	NL	BEARING, D FF SI	
84-87 03	7451928	2	NL	BEARING, D FF SI (RR AXLE)	
84-87 03	9412411	2	32 75	BEARING, D FF SI (FRT AXLE)	
84-87 03	9778346	1	48	WASHER, DIFF ADJ NUT(5.518)	
5.537		NUT-SHIM-SHIM KIT-SPACER, Differential Bearing Adjusting			
84-87 03	3977325	2	5 00	NUT, DIFF BRG ADJ (RR AXLE)	
84-87 03	2358873	2	36	SHIM, DIFF BRG ADJ (.003) (FRT AXLE)	
84-87 03	2358874	2	36	SHIM, DIFF BRG ADJ (.005) (FRT AXLE)	
84-87 03	2358875	2	36	SHIM, DIFF BRG ADJ (.010) (FRT AXLE)	
84-87 03	2358876	2	46	SHIM, DIFF BRG ADJ (.030) (FRT AXLE)	
84-87 01	3853759	AR	3 95	SHIM KIT, DIFF BRG (.064-.070)	
84-87 01	3853760	AR	3 95	SHIM KIT, DIFF BRG (.072-.078)	
84-87 01	3853761	AR	3 60	SHIM KIT, DIFF BRG (.080-.086)	
84-87 01	3853762	AR	3 90	SHIM KIT, DIFF BRG (.088-.094)	
84-87 01	3853812	AR	3 15	SHIM KIT, DIFF BRG (.096-.100)	
84-87 01	3907088	AR	4 15	SHIM KIT, DIFF BRG (.052-.056)	
84-87 01	3907089	AR	4 15	SHIM KIT, DIFF BRG (.058-.063)	
84-87 01	3985791	AR	6 40	SHIM KIT, DIFF BRG (.040-.044)	
84-87 01	3985792	AR	6 40	SHIM KIT, DIFF BRG (.046-.050)	
84-87 01	9775609	AR	2 00	SPACER, DIFF SI BRG	
5.539		LOCK, Differential Bearing Adjusting Nut			
84-87 03	3977326	2	40	LOCK, DIFF ADJ NUT (RR AXLE)	
5.542		BLOCK-WASHER, Differential Pinion Thrust			
84-87 01	14048425	1	30 75	BLOCK, DIFF THRUST (PURPLE) (RR AXLE)	(EATON EDS 99593 22) (1.322 THK)
84-87 01	14048426	1	30 75	BLOCK, DIFF THRUST (WHITE) (RR AXLE)	(EATON EDS 99593 26) (1.326 THK)
84-87 01	14048427	1	31 42	BLOCK, DIFF THRUST (BROWN) (RR AXLE)	(EATON EDS 99593 30) (1.330 THK)
84-87 01	14048428	1	30 75	BLOCK, DIFF THRUST (YELLOW) (RR AXLE)	(EATON EDS 99593 34) (1.334 THK)
84-87 01	14048429	1	30 75	BLOCK, DIFF THRUST (ORANGE) (RR AXLE)	(EATON EDS 99593 38) (1.338 THK)
84-87 01	14048430	1	54 25	BLOCK, DIFF THRUST (RED) (RR AXLE)	(EATON EDS 99593 42) (1.342 THK)
84-87 01	14048431	1	30 75	BLOCK, DIFF THRUST (GREEN) (RR AXLE)	(EATON EDS 99593 46) (1.346 THK)
84-87 01	14048432	1	28 50	BLOCK, DIFF THRUST (BLUE) (RR AXLE)	(EATON EDS 99593 50) (1.350 THK)
84-87 01	3984818	2	62	WASHER, DIFF PNG THRUST (FRT AXLE)	
84-87 01	14048388	2	2 00	WASHER, PINION THRUST (RR AXLE)	(EATON EDS 99601)
84-87 03	2236258	2	43	WASHER, DIFF PNG THRUST (FRT AXLE)	
84-87 03	14091427	1	43	WASHER, DRIVE PNG OTR THRUST (FRT AXLE)	
5.543		WASHER, Differential Side Gear Thrust			
84-87 01	393578	2	1 10	WASHER, DIFF SI GEAR THR (FRT AXLE)	
84-87 01	14048416	AR	3 10	WASHER, DIFF SI THRUST (.022 THK) (RR AXLE)	(EATON EDS 98477-22)
84-87 01	14048417	AR	3 15	WASHER, DIFF SI THRUST (.027 THK) (RR AXLE)	(EATON EDS 98127-27)
84-87 01	14048418	AR	3 15	WASHER, DIFF SI THRUST (.032 THK) (RR AXLE)	(EATON EDS 98477-32)
84-87 01	14048419	AR	3 10	WASHER, DIFF SI THRUST (.034 THK) (RR AXLE)	
84-87 01	14048420	AR	3 60	WASHER, DIFF SI THRUST (.040 THK) (RR AXLE)	(EATON EDS 98477-40)
84-87 01	14048421	AR	3 60	WASHER, DIFF S THRUST (.044 THK) (RR AXLE)	(EATON EDS 98477-44)
84-87 01	14048422	AR	3 80	WASHER, DIFF S THRUST (.048 THK) (RR AXLE)	
84-87 01	14048423	AR	3 85	WASHER, DIFF S THRUST (.052 THK) (RR AXLE)	(EATON EDS 98477-52)

BRAKES-REAR AXLE-PROPELLER SHAFT-WHEELS

5.822	SEAL, Rear Wheel Bearing Oil		(Cont)
84-87 03	489894	2	N. SEAL, RR WHL HUB NR BRG OIL
5.829	KEY-NUT-RETAINER, Rear Axle		
84-87 03	341510	2	80 KEY, RR WHL HUB ADJ NUT
84-87 03	341509	2	500 NUT, RR WHL HUB ADJ
84-87 03	3683857	4	505 NUT, FRT HUB BRG ADJ
84-87 03	341511	2	175 RETAINER, RR WHL HUB ADJ NUT KEY
5.830	LOCK-WASHER, Rear Wheel Hub Adjusting Nut		
84-87 03	3663659	2	170 LOCK, FRT HUB BRG ADJ NUT LK
84-87 03	3663658	2	175 WASHER, FRT WHL HUB NUT
5.855	BEARING, Rear Wheel		
84-87 01	7461809	2	N. BEARING, RR WHL
84-87 03	7461928	AR	N. BEARING, RR WHL HUB IMP(5.536)
84-87 03	9428908	2	N. BEARING, RR WHL HUB OTR(5.536)
5.875	VALVE, Tire Valve And Cover Lock		
84-87 01	274288	AR	130 VALVE, (R RE) 853 HOLE 1 1/4 LONG
84-86 03	273487	AR	245 VALVE, (R RE) 825 HOLE 1 1/2 LONG

GROUP 6.000

FRONT AXLE — STEERING

ALPHABETICAL INDEX

A			
ADAPTER, Steering Column	E 855	COVER, Steering Gear Housing; Also See Group 6.513	6 807
ADAPTER, Steering Knuckle Lower Control Arm Pivot	E 571	COVER, Steering Shaft Lock/Anti-Theft	6 500
ARM, Steering Knuckle	E 174	D	
ARM, Steering Pitman	E 103	DEFLECTOR, Front Axle	6 056
AXLE, Front Axle	E 859		
	E 006	F	
B		FILLER, Steering Column	6 760
BALL KIT, Steering Gear Bell	6 844	FILLING Hydraulic Steering Pump, Power Brake	
BEARING, Front Axle	6 056	Booster	6 573
BEARING, Front Wheel Inner	6 311	FLANGE, Steering Shaft U Joint	6 525
BEARING, Front Wheel Outer	6 313	G	
BEARING KIT, Front Axle	6 056	GASKET, King Pin Oil	6 225
BEARING KIT, Steering Gear Thrust	6 335	GEAR, Steering	6 509
BEARING, Steering Column	6 521	GEAR, Steering Gear Pitman Shaft	6 850
BEARING, Steering Gear Adjuster Plug	6 826	GUDE, Steering Gear Pitman Shaft	6 847
BEARING, Steering Gear Housing	6 786	H	
BEARING, Steering Knuckle King Pin	6 021	HOSE, Hydraulic Steering Gear Pressure	6 670
BEARING, Steering Shaft U Joint	6 525	HOUSING, Front Axle	6 008
BODY, Front Wheel Locking Hub	E 308	HOUSING KIT, Steering Column	6 518
BOLT, Front Wheel Locking Hub	E 308	HOUSING KIT, Steering Gear	6 803
BOLT, Steering Gear	E 509	HOUSING, Steering Gear Hydraulic Pump, Power Brake Booster	6 608
BOLT, Steering Gear Housing Side Cover	E 909	J	
BOLT, Steering Hydraulic Pump, Power Brake Booster	E 606	JACKET, Steering Column	E 518
BOLT, Steering Hydraulic Pump, Power Brake Booster	E 635	K	
BOLT, Steering Knuckle	6 009	KEY, Front Wheel Locking Hub	6 303
BOLT, Steering Knuckle Spindle	6 022	KNUCKLE, Steering	6 020
BOLT, Steering Shaft Lock/Anti-Theft	6 500	L	
BOLT, Steering Shaft U Joint	6 525	LOCK, Front Axle Shaft	6 083
BRACE, Steering Hydraulic Pump, Power Brake Booster	6 608		
BRACKET, Steering Hydraulic Pump, Power Brake Booster	6 608		
BUSHING, Steering Column	6 521		
BUSHING, Steering Knuckle King Pin	6 203		
C			
CAP, King Pin Oil	6 225		
CAP, Steering Hydraulic Pump, Power Brake Booster	6 635		
CAP UNIT, Front Wheel Locking Hub	5 308		
CLAMP, Steering Column	5 760		
CLAMP, Steering Gear Bell Return Guide	6 642		
CLAMP, Steering Shaft U Joint	6 525		
CHIP, Steering Column	6 521		
COLUMN, Steering Column	6 518		
CONNECTION, Front Axle	6 008		
COUPLING, Steering Shaft U Joint	6 525		
COVER, Steering Column	6 518		
COVER, Steering Column	6 756		

ALPHABETICAL INDEX

LOCK, Front Wheel Locking Hub ... 6 306
 LOCKOUT, Auto Front Axle ... 6 310
 LOCK RING, Front Wheel Locking Hub ... 6 308
 LOCK, Steering Shaft Lock(Anti-Theft) ... 6 500

M

MAGNET, Steering Gear Hydraulic Pump, Power
 Brake Booster ... 6 508

N

NU*, Pinion Shaft ... 8 822
 NU*, Steering Connecting ... 8 870
 NU*, Steering Gear Worm Bearing Assemblies ... 8 832
 NU*, Steering Idler Arm ... 8 897
 NU*, Steering Knuckle Lower Control Arm ... 6 172
 NU*, Steering Knuckle Spindle ... 6 072
 NU*, Steering Knuckle Upper Control Arm ... 6 164
 NU*, Steering Pitman Arm ... 8 861
 NU*, Steering Shaft U Joint ... 6 525
 NU*, Tie Rod End ... 6 234

P

PIN, Steering Gear Hydraulic Pump, Power
 Brake Booster ... 6 508
 P.N. Steering Knuckle King Pin ... 6 203
 PIPE, Steering Gear Oil Return ... 6 571
 PLATE KIT, Steering Gear Hydraulic Pump,
 Power Brake Booster ... 6 512
 PLATE, Steering Gear Hydraulic Pump, Power
 Brake Booster ... 6 509
 PLATE, Steering Gear Hydraulic Pump, Power
 Brake Booster ... 6 512
 P.LUG KIT, Steering Gear Worm Bearing ... 6 830
 P.LUG, Steering Gear ... 6 586
 P.LUG, Steering Gear Housing End ... 6 824
 PROTECTOR, Steering Column ... 6 758
 PULLEY, Steering Hydraulic Pump, Power Brake
 Booster ... 6 555
 PUMP, Power Steering ... 6 505

R

RACK, Steering Gear ... 6 586
 REINFORCEMENT, Steering Column ... 6 521
 REPAIR KIT, Front Axle U Joint ... 6 060
 REPAIR KIT, Steering Knuckle King Pin ... 6 203
 REPAIR UNIT, Front Wheel Locking Hub ... 6 308
 RESERVOIR KIT, Steering Hydraulic Pump,
 Power Brake Booster ... 6 625
 RETAINER, Front Wheel Locking Hub ... 6 308
 RETAINER, King Pin Oil ... 6 225
 RETAINER, Steering Column ... 6 521
 RETAINER, Steering Knuckle King Pin ... 6 203
 RETAINER, Steering Shaft Lock(Anti-Theft) ... 6 500
 RETAINER, Steering Shaft U Joint ... 6 525
 RETAINER, Steering Wheel ... 6 515
 RING, Front Wheel Locking Hub ... 6 308
 RING, Hydraulic Steering, Power Brake Booster
 Shaft Retaining ... 6 615
 RING KIT, Steering Gear Hydraulic Pump, Power
 Brake Booster ... 6 610
 RING, Steering Gear Hydraulic Pump, Power
 Brake Booster ... 6 609
 RING, Steering Knuckle Spindle ... 6 077

S

SCREW, Steering Gear ... 6 585
 SEAL, Front Axle ... 6 061
 SEAL, Front Wheel Hub Bearing ... 6 325
 SEAL, Hydraulic Steering Fitting and O-Ring ... 6 674
 SEAL, King Pin Oil ... 6 225
 SEAL, K.T., Front Axle ... 6 061
 SEAL, K.T., Hydraulic Steering Piston Cylinder ... 6 579
 SEAL, K.T., Pitman Shaft Seal ... 6 855
 SEAL, K.T., Steering Gear Adjusting Plug Seal ... 6 840
 SEAL, KIT, Steering Gear Housing End Cover ... 6 825
 SEAL, K.T., Steering Gear Housing Side Cover ... 6 809
 SEAL, K.T., Steering Gear Hydraulic Pump, Power
 Brake Booster ... 6 609
 SEAL, K.T., Steering Gear Hydraulic Valve ... 6 552
 SEAL, Steering Column ... 6 758
 SEAL, Steering Gear Adjusting Plug Seal ... 6 840
 SEAL, Steering Gear Hydraulic Pump, Power
 Brake Booster ... 6 609
 SEAL, Steering Hydraulic Pump, Power Brake
 Booster ... 6 617
 SEAL, Steering Hydraulic Pump, Power Brake
 Booster ... 6 635
 SEAL, Tie Rod End Dust ... 6 242
 SHAFT, Front Axle ... 6 055
 SHAFT, Hydraulic Pump, Power Brake Booster ... 6 614
 SHAFT, Steering Column ... 6 524
 SHAFT, Steering Column Intermediate ... 6 526
 SLEEVE, Front Axle Tie Rod ... 6 232
 SLEEVE, Steering Connecting ... 6 870
 SOCKET, Steering Connecting Rod ... 6 874
 SOCKET, Steering Tie Rod Outer ... 6 233
 SPACER, Front Axle ... 6 056
 SPACER, Steering Gear ... 6 508
 SPINDLE KIT, Steering ... 6 020
 SPINDLE, Steering ... 6 020
 SPRING, Steering Column ... 6 521
 SPRING, Steering Gear Hydraulic Pump, Power
 Brake Booster ... 6 612
 SPRING, Steering Knuckle King Pin ... 6 203
 SPRING, Steering Shaft U Joint ... 6 525
 STUD, Steering Hydraulic Pump, Power Brake
 Booster ... 6 608
 STUD, Steering Knuckle Lower Control Arm
 Pin ... 6 174
 STUD, Steering Knuckle Support ... 6 028
 SUPPORT, Steering Column ... 6 750

T

TUBE, Steering Tie Rod Inner ... 6 230

V

VALVE KIT, Steering Gear Hydraulic ... 6 550
 VALVE, Steering Gear Hydraulic ... 6 550
 VALVE, Steering Hydraulic Pump, Power Brake
 Booster ... 6 824

W

WASHER, Steering Column ... 6 518
 WASHER, Steering Column ... 6 521
 WASHER, Steering Knuckle Spindle ... 6 022
 WASHER, Steering Shaft Lock(Anti-Theft) ... 6 500
 WASHER, Steering Shaft U Joint ... 6 525
 WHEEL, Steering ... 6 513

FRONT SUSPENSION STEERING

6.008		AXLE-CONNECTOR-HOUSING, Front Axle			
84-86	D1	14063306	1	2115 00	AXLE, FRT(3 08R)(STAMPED SBC)
84-87	D3 W/Y5A, Y5R	14072451	1	2580 00	AXLE, FRT(4 56R)(STAMPED SJB)
84-87	D3 W/Y5B, Y5C	14072449	1	2580 00	AXLE, FRT(4 56R)(STAMPED SJA)
86	D1	15591700	1	2450 00	AXLE, FRT(3 08R)(STAMPED GAN)
84-87	D1, 3	14058299	1	1 30	CONNECTOR, DIFF CARR(FRT AXLE) (5 387)
84-87	D1	14095588	1	1036 75	HOUSING, FRT AXLE
84-87	D3	14050686	1	1113 00	HOUSING, FRT AXLE(DANA 7170'X)
6.009		BOLT, Steering Knuckle			
84-87	D1, 3	3711876	2	1 25	BOLT, STRG KNU STOP
6.020		KNUCKLE-SPINDLE-SPINDLE KIT, Steering			
84-87	D1	14013071	LH	199 00	KNUCKLE, STRG
84-87	D1	14013072	RH	190 00	KNUCKLE, STRG
84-87	D3	462853	LH	252 00	KNUCKLE, STRG
84-87	D3	462854	RH	271 00	KNUCKLE, STRG
84-86	D1	14072919	2	130 00	SPINDLE, FRT WHL HUB
84-87	D3	476075	2	199 00	SPINDLE KIT, WHL BRG(DANA 700013L)
85-87	D1	464039	2	117 00	SPINDLE KIT, FRT WHL HUB
6.021		BEARING, Steering Knuckle King Pin			
84-87	D3	9418355	2	31 50	BEARING, KING PIN CAP
6.022		BOLT-NUT-RING-WASHER, Steering Knuckle Spindle			
84-87	D3	462856	12	1 10	BOLT, FRT AXLE SPDL MTG
85-87	D1	14034410	2	5 40	NUT, FRT WHL BRG ADJ
85-87	D1	14034413	2	4 45	NUT, FRT WHL BRG ADJ LK
84-87	D1	3967846	2	1 75	RING, STRG KNU JPR BALL STUD
85-87	D1	14028772	2	1 75	RING, WHL BRG ADJ NUT & BRG SLEEVE LK
84-87	D1	14072921	2	.13	WASHER, FRT AXLE OTR SHF THFUST
84-87	D3	14009617	12	.69	WASHER, FRT AXLE SPINDLE MTG
6.026		STUD, Steering Knuckle Support			
84-87	D3	462855	4	2 25	STUD, STRG ARM MTG(DANA 37296)
6.055		SHAFT, Front Axle			
84-87	D1	458877	LH	N.L	SHAFT, INR(FRT AXLE)
84-87	D1	458878	RH	N.L	SHAFT, INR(FRT AXLE)
84-86	D1	14072916	2	57 00	SHAFT, FRT AXLE OTR
84-87	D3	462807	LH	216 92	SHAFT, INP(FRT AXLE)
84-87	D3	462808	RH	177 67	SHAFT, INP(FRT AXLE)
84-86	D3	15594118	2	94 50	SHAFT, OTR(FRT AXLE)
84-87	D3	15594118	2	94 50	SHAFT, OTR(FRT AXLE)
85-87	D1	15521884	2	N.L	SHAFT, FRT AXLE OTR
6.056		BEARING-BEARING KIT-DEFLECTOR-SPACER, Front Axle			
84-87	D1	3965121	2	N.L	BEARING, OTR SHF(FRT AXLE)
84-87	D3	14009626	1	20 75	BEARING KIT, W/SEAL, FRT WHL SPDL OTR SHAFT
84-87	D1	6273934	4	2 55	DEFLECTOR, OTR SHF OIL(FRT AXLE)
84-87	D3	14009611	2	2 95	DEFLECTOR, OTR SHF OIL(FRT AXLE)
84-87	D1	378852	2	2 90	SPACER, OTR SHF BRG(FRT AXLE)
84-87	D3	462812	2	2 75	SPACER, OTR SHF BRG(FRT AXLE)
6.060		REPAIR KIT, Front Axle U Joint			
84-87	D1	6273940	2	N.L	REPAIR KIT, FRT AXLE UJT
84-87	D3	462809	2	45 25	REPAIR KIT, FRT AXLE UJT (DANA 5- 332X)
6.061		SEAL-SEAL KIT, Front Axle			
84-87	D1	376851	2	N.L	SEAL, FRT SPDL
84-87	D1	376855	2	N.L	SEAL, FRT HL 3 SPDL BRG
84-87	D3	462811	2	3 50	SEAL, FRT AXLE WTR SHF OIL (DANA 373'1)
84-87	D1	6273977	2	N.L	SEAL KIT, W/GLIDE TUBE OIL(FRT AXLE)
84-87	D3	462857	7	3 75	SEAL KIT, W/GLIDE FRT AXLE INR SHF
6.063		LOCK, Front Axle Shaft			
84-87	D3	14070373	2	114 00	LOCK, FRT AXLE HUB
6.103		ARM, Steering Knuckle			
84-87	D1	3978662	LH	76 50	ARM, STRG KNU
84-87	D3	462801	1	146 00	ARM, STRG KNU (DANA 38139)

FRONT SUSPENSION STEERING

6.164		NUT, Steering Knuckle Upper Control Arm			
84-87	D1, 3	14054821	2	79	NUT, STRG KNU UPR CONT ARM BALL (5/8-18)
6.172		NUT, Steering Knuckle Lower Control Arm			
84-87	D1	3967844	2	3 10	NUT, STRG KNU UPR BALL STUD
6.174		ADAPTER-STUD, Steering Knuckle Lower Control Arm Pivot			
84-87	D1	3965138	3	.95	ADAPTER, STRG ARM STUD
84-87	D1	3965137	3	2 05	STUD, STRG KNU LWH CONT ARM BALL
6.203		BUSHING-PIN-REPAIR KIT-RETAINER-SPRING, Steering Knuckle King Pin			
84-87	D3	462798	2	3 80	BUSHING, STRG KNU KING PIN (DANA 373011)
84-87	D3	462794	2	37 25	PIN, STRG KNU KING PIN (DANA 373012)
84-87	D1	14039008	2	N.I.	REPAIR KIT, STRG KNU SOC (UPH & LWR)
84-87	D3	462818	1	37 00	REPAIR KIT, STRG KING PIN (DANA 706395X)
84-87	D3	475504	2	50	RETAINER, KING PIN RSHG SPR (DANA 620180)
84-87	D3	462799	2	4 35	SPRING, STRG KNU KING PIN CMPH (DANA 37300)
8.225		CAP-GASKET-RETAINER-SEAL, King Pin Oil			
84-87	D3	462803	2	72 75	CAP, STRG KNU KING PIN BRG (DANA 37299)
84-87	D3	471750	1	8 50	CAP, STRG KNU KING PIN (DANA 620132)
84-87	D3	462800	2	45	GASKET, STRG KNU KING PIN CAP (DANA 37307)
84-87	D3	462804	2	1 25	RETAINER, STRG KNU KING PIN BRG CAP (DANA 462804)
84-87	D3	462805	2	5 00	SEAL, KING PIN BRG CAP LUB
84-87	D3	14008512	2	85	SEAL, STRG KNU KING PIN
6.230		TUBE, Steering Tie Rod Inner			
84-86	D1	14026804	1	49 00	TUBE, TIE ROD
6.232		SLEEVE, Front Axle Tie Rod			
84-87	D3	468481	1	14 30	SLEEVE, TIE ROD ADJ
6.233		SOCKET, Steering Tie Rod Outer			
84-87	D1	14026802	RH	31 75	SOCKET, TIE ROD
84-87	D1	14026803	LH	39 00	SOCKET, TIE ROD
84-87	D3	458480	RH	N.I.	SOCKET, TIE ROD (DANA D 23980J)
84-87	D3	462821	LH	39 00	SOCKET, TIE ROD (DANA H 24004J)
6.234		NUT, Tie Rod End			
84-87	D1	14026806	LH	1 10	NUT, TIE ROD SOC JAM
84-87	D1	14026805	RH	1 10	NUT, TIE ROD SOC JAM
6.242		SEAL, Tie Rod End Dust			
84-87	D1, 3	6259074	2	2 05	SEAL, TIE ROD SOC
6.308		BODY-BOLT-CAP UNIT-KEY-LOCK-LOCK RING-REPAIR UNIT-RETAINER-RING, Front Wheel Locking Hub			
84-87	D1	14075396	2	47 25	BODY, FRT AXLE HUB LOCK (WARN 13113)
84-87	D3	14075386	2	77 00	BODY, FRT AXLE HUB LOCK (WARN 13109)
84-87	D1, 3	14070360	12	40	BOLT, F/AXLE HUB LK
84-87	D1	14075395	2	17 90	CAP UNIT, FRT AXLE HUB LOCK (WARN 15147)
84-87	D3	14075385	2	27 00	CAP UNIT, FRT AXLE HUB LOCK (WARN 15149)
84-86	D1	14072927	2	1 70	KEY, FRT AXLE HUB LK NUT
84-87	D1	14070372	2	75 25	LOCK, FRT AXLE HUB
84-87	D1	14070348	2	65	LOCK RING, HUB LOCK BODY
84-87	D1	14075397	2	13 60	REPAIR UNIT, W/SEAL & RG, FRT AXLE HUB LK
84-87	D3	14075387	2	22 55	REPAIR UNIT, W/SEAL & RG, FRT AXLE HUB LK
84-87	D3	14070396	2	1 00	RETAINER, F/AXLE HUB LK
84-87	D3	464141	2	1 90	RING, FRT AXLE DR GEAR RET

FRONT SUSPENSION STEERING

6.310		LOCKNUT, Auto Front Axle			
84-86	D1	14072928	2	16 60	LOCKNUT, FRT AXLE HUB
6.311		BEARING, Front Wheel Inner			
84-87	D1	9437512	2	N.L.	BEARING, FRT WHL NR
84-87	D3	7451928	2	N.L.	BEARING, FRT WHL HUB INR (5 538)
6.313		BEARING, Front Wheel Outer			
84-87	D1	7451228	2	N.L.	BEARING, FRT WHL OTR (6 311)
84-86	D3	9428908	2	N.L.	BEARING, FRT WHL HUB OTR (5 538)
6.326		SEAL, Front Wheel Hub Bearing			
84-87	D1	8273948	2	N.L.	SEAL, FRT WHL HUB BRG
84-87	D3	483748	2	10 75	SEAL, FRT HUB TO SFCL NR
84-87	D3	14012967	2	1 05	SEAL, SPINDLE INR NEEDLE BRG
6.500		BOLT-COVER-LOCK-RETAINER-WASHER, Steering Shaft Lock(Anti-Theft)			
84-86	D1,3	7806185	1	4 50	BOLT, W/SPRING STRG COL SHF LK
84-86	D1,3	7819738	1	4 10	COVER, STRG SHF LK P.L.T
84-86	D1,3	7837185	1	8 20	LOCK, STRG COL SHF
84-86	D1,3	580074	1	08	RETAINER, STRG UPR SHF
84-86	D1,3	7805950	1	1 10	WASHER, STRG COL LK BOLT SPRNG THRUST
6.508		GEAR, Steering			
84-87	D1,3	7848959	1	441 00	GEAR, HYD STRG
6.509		BOLT-SPACER, Steering Gear			
84-87	D1,3	343178 AR	1	31	BOLT, STRG GEAR
84-87	D1,3	343179 AR	1	1 75	SPACER, STRG GEAR
6.513		WHEEL, Steering			
84-87	D1,3	9782199	1	81 75	WHEEL, STRG
6.515		RETAINER, Steering Wheel			
84-87	D1,3	419454	1	39	RETAINER, STRG WHL NUT
6.518		COLUMN-COVER-HOUSING KIT-JACKET-WASHER, Steering Column			
84-86	D1,3	7840369	1	226 00	COLUMN, STRG
84-86	D1,3	7830209	1	5 85	COVER, STRG COL HOUSING
84-86	D1,3	7837032	1	63 25	HOUSING KIT, STRG COL
84-86	D1,3	7842684	1	78 25	JACKET, STRG COL
84-86	D1,3	680379	1	42	WASHER, STRG COL (4 037)
6.521		ADAPTER-BEARING-BUSHING-CLIP-REINFORCEMENT-RETAINER-SPRING-WASHER, Steering Column			
84-86	D1,3	7805822	1	2 80	ADAPTER, STRG SHF LWR BRG
84-86	D1,3	7805700	1	9 55	BEARING, STRG COL LWR SHFT TUBE
84-86	D1,3	7819517	1	11 60	BEARING, STRG COL HSG
84-86	D1,3	7827111	1	4 45	BEARING, STRG COL BOWL LWR
84-86	D1,3	7832808	1	3 80	BUSHING, STRG COL BRG RET
84-86	D1,3	7804439	1	1 05	CLIP, STRG COL LWR BRG ADAPTER
84-86	D1,3	7804440	1	1 75	REINFORCEMENT, STRG COL LWR HSG ADAPTER
84-86	D1,3	7832311	1	3 40	RETAINER, STRG COL UPR BRG
84-86	D1,3	7819898	1	3 55	SPRING, STRG COL SHF UPR BRG
84-86	D1,3	7800550	1	79	WASHER, STRG SHF UPR RET RING THRUST
6.524		SHAFT, Steering Column			
NOTE FOR 1986 & FUTURE YEARS USAGE SEE CHART AT END OF 6 000 GROUP					
84-86	D1,3	7831538	1	80 25	SHAFT, STPG(COMPLETE)
6.525		BEARING-BOLT-CLAMP-COUPLING-FLANGE-NUT-RETAINER-SPRING-WASHER, Steering Shaft U Joint			
84-86	D1,3	5671921	1	1 05	BEARING, STRG SHF UJT CPLG
84-86	D1,3	7807271	1	2 50	BOLT, HYD STRG GEAR FLANGE (1 2 POINT)
84-86	D1,3	7832907	1	2 50	BOLT, INTER STRG SHAFT
84-86	D1,3	14052374	2	N.L.	CLAMP, STRG COL STRAP (8 846)
84-86	D1,3	7831571	1	36 00	COUPLING, W/PLUG, INTER STRG SHF
84-86	D1,3	7828542	1	43 00	FLANGE, W/COUPLING HYD STRG GEAR
85-86	D1,3	7841722	1	43 00	FLANGE, W/COUPLING HYD STRG GEAR
84-87	D1,3	3866766	1	37	NUT, S/GR CPLG (3-8-74) (0 626)

FRONT SUSPENSION STEERING

6.525		BEARING-BOLT-CLAMP-COUPLING-FLANGE-NUT-RETAINER- SPRING-WASHER, Steering Shaft U Joint (Con't)			
84-86	D1.3	7809408	1	85	RETAINER, INTER STPG SHAFT CPLG SEAL
84-86	D1.3	7809409	1	90	SPRING, STRG SHAFT CPLG
84-86	D1.3	7817454	1	30	WASHER, CPLG & CLAMP INTER SHAFT
6.526		SHAFT, Steering Column Intermediate			
84-86	D1.3	7831570	1	78 50	SHAFT, W/CPLG,STRG(INTER)
6.550		VALVE-VALVE KIT, Steering Gear Hydraulic			
NOTE FOR 1986 AND FUTURE YEARS USAGE SEE CHART AT THE END OF 6.000 GROUP					
85-86	D1.3	7845826	1	212 00	VALVE, STPG GEAR
84-86	D1.3	7834284	1	5 25	VALVE KIT, HYD STRG GEAR CHECK
6.552		SEAL KIT, Steering Gear Hydraulic Valve			
84-86	D1.3	5687182	1	12 35	SEAL KIT, W/VALVE RING, HYD STRG GEAR
6.579		SEAL KIT, Hydraulic Steering Piston Cylinder			
NOTE FOR 1986 & FUTURE YEARS USAGE SEE CHART AT THE END OF 6.000 GROUP					
84-86	D1.3	7817487	1	11 85	SEAL KIT, RACK & PISTON
6.586		PLUG-RACK-SCREW, Steering Gear			
NOTE FOR 1986 & FUTURE YEARS USAGE SEE CHART AT THE END OF 6.000 GROUP					
84-86	D1.3	7817355	1	4 5	PLUG, HYD STRG GEAR RACK PISTON END
84-86	D1.3	7817529	1	15 00	RACK, W/PISTON & NUT
84-86	D1.3	5688161	1	2 55	SCREW, W/LOCK WASHER STRG WIDRM
6.605		PUMP, Power Steering			
NOTE 1: FOR 1986 & FUTURE YEARS USAGE SEE CHART AT THE END OF 6.000 GROUP					
84-86	D1.3	7838938	1	213 00	PUMP, P/B BOOS
6.606		BOLT-BRACE-BRACKET-STUD, Steering Hydraulic Pump, Power Brake Booster			
84-86	D1.3 (M40)	3826039	1	40	BOLT, OIL PUMP(6.606)
84-87	D1.3	14033881	1	3 30	BRACE, HYD PUMP
84-87	D1.3	14033879	1	8 85	BRACKET, HYD PUMP FRNT ADJ
84-87	D1.3	14033880	1	5 65	BRACKET, HYD PUMP PR ADJ
84-86	D1.3	7831388	1	2 80	STUD, HYD STRG PUMP MTS
6.608		HOUSING-MAGNET-PIN, Steering Gear Hydraulic Pump, Power Brake Booster			
84-86	D1.3	7830236	1	62 75	HOUSING, HYD STPG PUMP
84-86	D1.3	5682682	1	3 45	MAGNET, STRG PUMP RESVR
84-86	D1.3	5689357	2	30	PIN, HYD STRG PUMP HING DOWEL
6.609		PLATE-RING-SEAL-SEAL KIT, Steering Gear Hydraulic Pump, Power Brake Booster			
84-86	D1.3	5689358	1	3 25	PLATE, HYD STRG PUMP END
84-86	D1.3	5688014	1	55	RING, HYD STRG PLMP END PLT RET
84-86	D1.3	7814503	1	1 40	SEAL, O RING, HYD PLMP
84-86	D1.3	7848522	1	NL	SEAL KIT, HYD STRG PUMP
6.610		RING KIT, Steering Gear Hydraulic Pump, Power Brake Booster			
84-86	D1.3	7837322	1	NL	RING KIT, HYD STRG PUMP ROTOR VANE
6.612		PLATE-PLATE KIT-SPRING, Steering Gear Hydraulic Pump, Power Brake Booster			
84-86	D1.3	7836369	1	13 70	PLATE, HYD STRG PUMP THRUST
84-86	D1.3	7839559	1	14 25	PLATE, PRESSURE
84-86	D1.3	7839386	1	25 75	PLATE KIT, PRESSURE & THRUST
84-86	D1.3	5688037	1	1 10	SPRING, HYD STPG PUMP FLOW CONT
84-86	D1.3	7839567	1	85	SPRING, PRESSURE PLATE
6.614		SHAFT, Hydraulic Pump, Power Brake Booster			
84-86	D1.3	7837321	1	39 50	SHAFT, W/RING, HYD STRG PUMP DR
6.616		RING, Hydraulic Steering, Power Brake Booster Shaft Retaining			
84-86	D1.3	7837284	1	3 50	RING, HYD STRG PUMP SHF RET
6.617		SEAL, Steering Hydraulic Pump, Power Brake Booster			
84-86	D1.3	7808195	1	4 35	SEAL, HYD STRG PUMP DR SHF

FRONT SUSPENSION STEERING

6.624	VALVE, Steering Hydraulic Pump, Power Brake Booster
84-88 D1,3	7809232 1 10 80 VALVE, HYD STRG PUMP CONT
6.635	BOLT-CAP-RESERVOIR KIT-SEAL, Steering Hydraulic Pump, Power Brake Booster
84-88 D1,3	7830239 1 1 40 BOLT, HYD STRG/PWR BRK 300S PUMP HFSVR
84-88 D1,3	7834183 1 7 50 CAP, HYD STRG PUMP RESVR
84-88 D1,3	7839499 1 62 00 RESERVOIR KIT, HYD STRG PUMP
84-88 D1,3	5688015 1 3 25 SEAL, O RING HYD STRG PUMP (4 1/2" ID)
6.655	PULLEY, Steering Hydraulic Pump, Power Brake Booster
84-87 D1	14067701 1 18 50 PULLEY, PWR BRK 300S PUMP & P 5 PUMP
84-87 D3 W/Y5F	14067701 1 18 50 PULLEY, PWR BRK 300S PUMP & P 5 PUMP
84-87 D3 W/Y5G	14084343 1 N L PULLEY, HYD STRG PUMP (2 GRV)
6.670	HOSE, Hydraulic Steering Gear Pressure
84-87 D1,3	7838942 1 46 00 HOSE, HYD STRG GR INL
6.671	PIPE, Steering Gear Oil Return
84-87 D1,3	22514738 1 3 75 PIPE, HYD STRG GR OUT T
6.673	FITTING, Hydraulic Steering Pump, Power Brake Booster
84-88 D1,3	7830313 1 7 55 FITTING, HYD STRG PUMP
6.674	SEAL, Hydraulic Steering Fitting and O-Ring
84-88 D1,3	5688035 1 87 SEAL, O RING, HYD STRG PUMP (568-578" ID)
84-88 D1,3	7829929 AR 1 00 SEAL, HYD STRG GEAR (7 65MM ID X 1 63VM THK)
84-87 D1,3	7829929 AR 1 00 SEAL, HYD STRG GEAR (7 65MM ID X 1 63VM THK)
6.758	COVER-PROTECTOR-SEAL, Steering Column
84-87 D1,3	14027745 1 3 10 COVER, STRG COL DASH LWR
84-87 D1,3	14027748 1 86 COVER, STRG COL DASH UPR
84-88 D1,3	7828271 1 1 05 PROTECTOR, STRG COL (3 987)
84-86 D1,3	7814367 1 4 70 SEAL, STRG COL DASH
6.760	CLAMP-FILLER-SUPPORT, Steering Column
84-87 D1,3	467263 1 2 20 CLAMP, STRG COL DASH
84-87 D1,3	14023008 1 6 05 FILLER, HP STRG COL DPG
84-87 D1,3	7809925 1 13 90 SUPPORT, STRG COL UPR
6.788	BEARING, Steering Gear Housing
84-86 D1,3	5697804 1 14 85 BEARING, HSG PITMAN SHAFT GEAR
6.803	HOUSING KIT, Steering Gear
84-86 D1,3	7834333 1 188 00 HOUSING KIT, HYD STRG GEAR
6.807	COVER, Steering Gear Housing (Also See Group 6.518)
84-86 D1,3	7817484 1 26 00 COVER, HYD STRG GEAR HSG SIDE
6.809	BOLT-SEAL KIT, Steering Gear Housing Side Cover
84-88 D1,3	7816516 4 1 95 BOLT, HYD STRG GEAR HSG SIDE CVR
84-88 D1,3	7817486 1 8 85 SEAL KIT, HYD STRG GEAR HSG SIDE CVR
6.822	NUT, Pitman Shaft
84-85 D1,3	5687973 1 1 80 NUT, LASH ADJ
6.824	PLUG, Steering Gear Housing End
84-86 D1,3	5686815 1 9 30 PLUG, HYD STRG GEAR HSG END
6.825	SEAL KIT, Steering Gear Housing End Cover
84-86 D1,3	7817485 1 6 40 SEAL KIT, HYD STRG GEAR END PLUG
6.826	BEARING, Steering Gear Adjuster Plug
84-86 D1,3	7828012 1 7 20 BEARING, HYD STRG GEAR ADJ PLUG NDL
6.830	PLUG KIT, Steering Gear Worm Bearing
84-86 D1,3	7832731 1 53 50 PLUG KIT, HYD STRG GEAR ADJ

WAREHOUSING AND DISTRIBUTION DIVISION OF GENERAL MOTORS CORPORATION — LT TRUCK—520

FRONT SUSPENSION STEERING

6.832		NUT, Steering Gear Worm Bearing Attachers			
84-86	D1, 3	7826012	1	2 15	NUT, STRG GEAR ADJ PLUG LOCK(E 525)
6.835		BEARING KIT, Steering Gear Thrust			
84-86	D1, 3	7826850	1	10 85	BEARING KIT, HYD STRG GEAR LWR THR
84-86	D1, 3	7832729	1	13 40	BEARING KIT, HYD STRG GEAR UPR THR
6.840		SEAL-SEAL KIT, Steering Gear Adjusting Plug Seal			
86-86	D1, 3	5886527	1	1 50	SEAL O RING
84-86	D1, 3	7832730	1	N L	SEAL KIT, HYD STRG GEAR ADJ PLUG
6.842		GUIDE, Steering Gear Pitman Shaft			
84-86	D1, 3	5895774	2	1 35	GUIDE, HYD STRG GEAR BALL RTN
6.843		CLAMP, Steering Gear Ball Return Guide			
84-86	D1, 3	5886539	1	2 55	CLAMP, HYD STRG GEAR BALL RTN GUIDE
6.844		BALL KIT, Steering Gear Ball			
84-86	D1, 3	5895513	1	16 75	BALL KIT, HYD STRG GR RECRC
6.850		GEAR, Steering Gear Pitman Shaft			
84-86	D1, 3	7818809	1	91 25	GEAR, HYD STRG GEAR PITMAN SHAFT
6.855		SEAL KIT, Pitman Shaft Seal			
84-86	D1, 3	7826470	1	N L	SEAL KIT, HYD STRG GEAR PITMAN SHAFT
6.859		ARM, Steering Pitman			
84-87	D1, 3	14064860	1	51 00	ARM, PITMAN
6.861		NUT, Steering Pitman Arm			
84-86	D1, 3	9422304	1	46	NUT, PIT ARM(E 817)
6.865		ABSORBER, Steering Anti-Shock			
84-87	D1, 3	4993663	1	42 50	ABSORBER, STRG LNKG SHK
6.870		NUT-SLEEVE, Steering Connecting			
84	D1, 3	14054921	2	79	NUT, STRG LNKG RELAY ROD(E 164)
85-86	D1, 3	14054921	2	79	NUT, STRG LNKG RELAY ROD(E 164)
84-87	D1, 3	14007544	1	14 30	SLEEVE, STRG CONN ROD
6.874		SOCKET, Steering Connecting Rod			
84-87	D1, 3	352297	1	43 25	SOCKET, STRG CONN ROD (SHORT)
84-87	D1, 3	352298	1	44 75	SOCKET, STRG CONN ROD (LONG)
6.897		NUT, Steering Idler Arm			
84-87	D3	3680920	4	69	NUT, STRG ARM (DANA 308/5)

FRONT SUSPENSION STEERING

LIGHT TRUCK
MODEL REFERENCE
1986 STEERING GEARS

PRODUCTION	VIN DIV CODE	USAGE	COL. NO.
07846959	CT	DL3	1

FRONT SUSPENSION STEERING

LIGHT TRUCK 1986 STEERING GEARS (SEE MODEL REFERENCE FOR APPLICATION)

GROUP	DESCRIPTION	QTY	1	2	3	4	5
6 503	STEERING GEARS	1	7346959	—	—	—	—
6 844	BALL KIT RECIRCULATING	1	5635513	—	—	—	—
6 815	BEARING KIT LOWER "HROJ"	1	7326653	—	—	—	—
6 815	BEARING KIT UPPER "HROJ"	1	7332729	—	—	—	—
6 825	BEARING NEEDLE ADJ PLUG	1	7328012	—	—	—	—
6 185	BEARING FITMAN SHAFT GEAR	1	5637804	—	—	—	—
6 525	BOLT 12 POINT	1	7307271	—	—	—	—
6 909	BOLT HOUSING SIDE COVER	1	7316936	—	—	—	—
6 843	CLAMP BALL RETURN GUIDE	1	5636639	—	—	—	—
6 907	COVER KIT HOUSING SIDE	1	7317454	—	—	—	—
6 525	FLANGE W/COUPLING	1	7341712	—	—	—	—
6 950	GEAR KIT FITMAN SHAFT	1	7318809	—	—	—	—
6 842	GUIDE BALL RETURN	1	5635774	—	—	—	—
6 901	HOUSING KIT STRG GEAR	1	7334333	—	—	—	—
6 525	W/COUPLG SHIELD RET	1	7326012	—	—	—	—
6 922	W/CLASH ADJ	1	5637933	—	—	—	—
6 930	PLUG KIT ADJUSTER	1	7332731	—	—	—	—
6 924	PLUG HOUSING END	1	5636815	—	—	—	—
6 586	PLUG BACK PISTON END	1	7317355	—	—	—	—
6 586	BACK KIT W/PISTON KIT	1	7317529	—	—	—	—
6 586	SCREW W/LOCK WASHER	1	5636151	—	—	—	—
6 840	SEAL KIT ADJ PLUG	1	7337130	—	—	—	—
6 825	SEAL KIT END PLUG	1	7317455	—	—	—	—
6 909	SEAL KIT HOUSING SIDE COVER	1	7317455	—	—	—	—
6 855	SEAL KIT FITMAN SHAFT	1	7329470	—	—	—	—
6 575	SEAL KIT BACK & PISTON	1	7317455	—	—	—	—
6 542	SEAL KIT VALVE RODS	1	5637142	—	—	—	—
6 840	SEAL O PLUG	1	7329875	—	—	—	—
6 840	SEAL O PLUG ADJ PLUG	1	5636627	—	—	—	—
6 573	VALVE KIT CHINA	1	7317284	—	—	—	—
6 550	VALVE STRG GEAR	1	7345026	—	—	—	—

FRONT SUSPENSION STEERING

LIGHT TRUCK
MODEL REFERENCE
1987 STEERING GEARS

PRODUCTION	DTM	VIN CODE	USE	COL. NO.
07H41359	CT	D1 3		1

FRONT SUSPENSION STEERING

LIGHT TRUCK 1987 STEERING GEARS (SEE MODEL REFERENCE FOR APPLICATION)

GROUP	DESCRIPTION	QTY	1	2	3	4	5
6 508	STEERING GEARS	L	7846959	—	—	—	—
6 844	BALL KIT, RECIRCULATING	L	5695513	—	—	—	—
6 835	BEARING KIT, LOWER THRUST	L	7825856	—	—	—	—
6 835	BEARING KIT, UPPER THRUST	L	7832729	—	—	—	—
6 826	BEARING, NEEDLE AG, PLUG	L	7825012	—	—	—	—
6 786	BEARING, PITMAN SHAFT GEAR	L	5697834	—	—	—	—
6 525	BOLT, 1/2 POINT	L	7807271	—	—	—	—
6 809	BOLT, HOUSING SIDE COVER	L	7816516	—	—	—	—
6 843	CLAMP, BALL RETURN GUIDE	L	5685539	—	—	—	—
6 807	COVER KIT, HOUSING SIDE	L	7817484	—	—	—	—
6 525	FLANGE, W/COUPLING	L	7841722	—	—	—	—
6 850	GEAR KIT, PITMAN SHAFT	L	7816809	—	—	—	—
6 842	GUIDE, BALL RETURN	L	5695774	—	—	—	—
6 803	HOUSING KIT, STRG GEAR	L	7834333	—	—	—	—
6 525	NUT, CPLD SHIELD RET	L	7825012	—	—	—	—
6 822	NUT, LASH ADJ	L	5687973	—	—	—	—
6 830	PLUG KIT, ADJUSTER	L	7832731	—	—	—	—
6 824	PLUG, HOUSING END	L	5685816	—	—	—	—
6 586	PLUG, RACK PISTON END	L	7817355	—	—	—	—
6 586	RACK KIT, W/PISTON NL	L	7817524	—	—	—	—
6 586	SCREW, W/LOCK WASHER	L	5896351	—	—	—	—
6 840	SEAL KIT, AG, FLG	L	7832730	—	—	—	—
6 825	SEAL KIT, END FLG	L	7817485	—	—	—	—
6 809	SEAL KIT, HOUSING SIDE COVER	L	7817486	—	—	—	—
6 855	SEAL KIT, PITMAN SHAFT	L	7826470	—	—	—	—
6 579	SEAL KIT, RACK & PISTON	L	7817487	—	—	—	—
6 552	SEAL KIT, VALVE RING	L	5887382	—	—	—	—
6 840	SEAL O RING	L	7824923	—	—	—	—
6 840	SEAL O RING AG, FLG	L	5685527	—	—	—	—
6 673	VALVE KIT CHECK	L	7834284	—	—	—	—
6 550	VALVE, STRG GEAR	L	7896526	—	—	—	—

FRONT SUSPENSION STEERING

LIGHT TRUCK
MODEL REFERENCE
1986 STEERING COLUMNS

PRODUCTION	VIN DIV CODE	USAGE	COL. NO
Q7H4R295	CT	D1 3	1

FRONT SUSPENSION STEERING

LIGHT TRUCK 1986 STEERING COLUMNS (SEE MODEL REFERENCE FOR APPLICATION)

GROUP	DESCRIPTION	QTY	1	2	3	4	5
6 518	STEERING COLUMNS	1	7043295	—	—	—	—
6 521	ADAPTER STRG SHAFT LOWER BEARING	1	7905822	—	—	—	—
2 815	ARM T/SIG SWITCH ACTUATOR	1	7941400	—	—	—	—
6 521	BEARING BOWL LOWER	1	7027111	—	—	—	—
6 521	BEARING STRG COL HOUSING	1	7919517	—	—	—	—
6 521	BEARING STRG COL LOWER SHIFT TUBE	1	7025700	—	—	—	—
6 525	BEARING STRG SHAFT JOINT COUPLING	1	5671921	—	—	—	—
6 525	BDLT INTER STRG SHAFT	1	7022907	—	—	—	—
6 500	BDLT W/SPRING SHAFT LOCK	1	7026105	—	—	—	—
4 010	BOWL GEARSHIFT LEVER	1	7930169	—	—	—	—
6 521	BUSHING BEARING RETAINING	1	7932800	—	—	—	—
2 815	CAN T/SIG CANCELLING	1	7912136	—	—	—	—
2 145	CLIF HILZER SWITCH PET	1	7930375	—	—	—	—
6 521	CLIF LK BEARING ADAPTER	1	7924439	—	—	—	—
6 518	COLUMN STRG	1	7941369	—	—	—	—
2 815	CONTACT BDM CLICLIT	1	7932984	—	—	—	—
6 525	COUPLING W/PLUG INTER STRG SHAFT	1	7831571	—	—	—	—
6 518	COVER LOCK HOUSING	1	7830209	—	—	—	—
6 500	COVER STRG SHAFT LOCK PLATE	1	7819138	—	—	—	—
4 021	DATE SHIFT LEVER	1	7849130	—	—	—	—
6 518	HOUSING KIT STRG COL	1	7837032	—	—	—	—
6 518	JACKET STRG COL	1	7842584	—	—	—	—
2 195	LOCK IGN	1	7843294	—	—	—	—
6 500	LOCK SHAFT	1	7837185	—	—	—	—
2 459	PIV DIMMER SWITCH ACTUATOR PIVOT	1	7830284	—	—	—	—
6 524	PIV STRG COL PIVOT	1	5591411	—	—	—	—
3 007	PROTECTOR CRUISE CONT WIRE	1	7828271	—	—	—	—
2 905	PROTECTOR WIRING	1	7830335	—	—	—	—
2 195	RACK KIT W/ROD IGN SW ACTUATOR	1	7843368	—	—	—	—
6 521	REINFORCEMENT LWR DRG ADAPTOR	1	7804440	—	—	—	—
6 500	RETAINER STRG UPB SHF	1	580074	—	—	—	—
6 521	RETAINER UPB DRG	1	7832311	—	—	—	—
6 525	RING INTER STRG SHAFT OPLE SEAL	1	7839408	—	—	—	—
2 459	ROD DIMMER SW ACTUATOR	1	7843783	—	—	—	—
2 195	SCREW CY LOCK RETAINER	1	7830377	—	—	—	—
4 027	SCREW SHIFT LEVER RET	1	7830314	—	—	—	—
2 103	SCREW STRG COL IGNITION SWITCH	1	7830643	—	—	—	—
2 895	SCREW T/SIG SWITCH HSG	1	7830657	—	—	—	—
2 895	SCREW T/SIG SWITCH WTC	1	7839128	—	—	—	—
6 156	SEAL DASH	1	7814357	—	—	—	—
2 195	SECTOR IGN SW ACTUATOR	1	7812526	—	—	—	—
6 524	SHAFT STRG COMPLETE	1	7831538	—	—	—	—
6 524	SHAFT W/COPLG STRG INTER	1	7831573	—	—	—	—
4 010	SHOULDER GEARSHIFT BOWL	1	7827075	—	—	—	—
6 521	SPRING COL SHAFT UPB BEARING	1	7819898	—	—	—	—
4 006	SPRING GEARSHIFT LEVER HSG	1	7837379	—	—	—	—
2 195	SPRING IGN SW BACK PRELAD	1	7804410	—	—	—	—
6 525	SPRING SHAFT COUPLING	1	7804409	—	—	—	—
4 027	SPRING SHIFT TUBE RETURN	1	7813567	—	—	—	—
2 188	STD DIMMER & IGN SW WTC	1	7840418	—	—	—	—
2 459	SWITCH DIMMER	1	7844166	—	—	—	—
2 459	SWITCH DIMMER SW PIVOT	1	7843274	—	—	—	—
2 188	SWITCH IGN	1	1990115	—	—	—	—
2 195	SWITCH IGN KEY WARNING BUZZER	1	7804414	—	—	—	—
2 095	SWITCH T/SIG	1	1997983	—	—	—	—
4 025	TUBE SHIF	1	7042688	—	—	—	—
6 525	WASHER OPLE & CLAMP INTER SHAFT	1	7817054	—	—	—	—
6 500	WASHER LK BDLT SPRING "HPOUS"	1	7005950	—	—	—	—
4 027	WASHER SHIF TUBE TRUST	1	7032112	—	—	—	—

FRONT SUSPENSION STEERING

LIGHT TRUCK MODEL REFERENCE 1987 STEERING COLUMNS

PRODUCTION	VIN DIV. CODE	USAGE	COL	NO.
07843295	C1	01,3		1

FRONT SUSPENSION STEERING

LIGHT TRUCK 1987 STEERING COLUMNS (SEE MODEL REFERENCE FOR APPLICATION)

GROUP	DESCRIPTION	QTY	1	2	3	4	5
6 518	STEERING COLUMNS	1	7843295	—	—	—	—
6 521	ADAPTER STRG SHAFT LOWER BEARING	1	7805822	—	—	—	—
2 895	ARM, T/SIG SWITCH ACTUATOR	1	7843400	—	—	—	—
6 521	BEARING BOWL LOWER	1	7827111	—	—	—	—
6 521	BEARING, STRG COL HOLDING	1	7813517	—	—	—	—
6 521	BEARING, STRG COL LOWER SHIFT TUBE	1	7805700	—	—	—	—
6 525	BEARING, STRG SHAFT 1/2" COUPLING	1	5671931	—	—	—	—
6 525	BOLT INTER STRG SHAFT	1	7812907	—	—	—	—
6 500	BOLT, W/SPRING, SHAFT LOCK	1	7805185	—	—	—	—
4 010	BOWL GEARSHIFT LEVER	1	7815169	—	—	—	—
6 521	BUSHING, BEARING RETAINING	1	7812808	—	—	—	—
2 898	CAN, T/SIG CANCELLING	1	7812136	—	—	—	—
195	CLIP BUZZER SWITCH RET	1	7810075	—	—	—	—
521	CLIP, LWR BEARING ADAPTER	1	7804419	—	—	—	—
518	COLUMN STRG	1	7843069	—	—	—	—
819	CONTACT HORN CIRCUIT	1	7812984	—	—	—	—
525	COUPLING, W/PLUG, INTER STRG SHAFT	1	7811571	—	—	—	—
510	COVER, LOCK HOUSING	1	7810209	—	—	—	—
500	COVER, STRG SHAFT LOCK PLATE	1	7813713	—	—	—	—
4 027	GATE, SHIFT LEVER	1	7845170	—	—	—	—
518	HOUSING KIT STRG COL	1	7817032	—	—	—	—
518	JACKET STRG COL	1	7842684	—	—	—	—
188	LOCK IGN	1	7843254	—	—	—	—
500	LOCK, SHAFT	1	7817165	—	—	—	—
459	PIV, DIMMER SWITCH ACTUATOR PIVOT	1	7810384	—	—	—	—
6 524	PIV, STRG COL PIVOT	1	5653411	—	—	—	—
887	PROTECTOR CRUISE COAT WIRE	1	7818271	—	—	—	—
906	PROTECTOR ACIRING	1	7810335	—	—	—	—
195	RACK KIT, W/ROD IGN SW ACTUATOR	1	7843363	—	—	—	—
521	REINFORCEMENT, LAR BRG ADAPTOR	1	7804440	—	—	—	—
500	RETAINER, STRG UPR SHF	1	560074	—	—	—	—
521	RETAINER, UPR BRG	1	7812311	—	—	—	—
525	RING INTER STRG SHAFT CPLG SEAL	1	7809403	—	—	—	—
459	ROD, DIMMER SW ACTUATOR	1	7843783	—	—	—	—
195	SCREW, CYL LOCK RETAINER	1	7810377	—	—	—	—
4 027	SCREW, SHIFT LEVER RET	1	7810314	—	—	—	—
158	SCREW, STRG COL IGNITION SWITCH	1	7805473	—	—	—	—
895	SCREW, T/SIG SWITCH FSS	1	7805887	—	—	—	—
895	SCREW, T/SIG SWITCH MTS	1	7809128	—	—	—	—
6 758	SEAL DASH	1	7814387	—	—	—	—
195	SECTOR IGN SW ACTUATOR	1	7812526	—	—	—	—
6 524	SHAFT, STRG (COMPLETE)	1	7811575	—	—	—	—
6 524	SHAFT, W/PLUG STRG INTER	1	7811570	—	—	—	—
4 010	SHOULDER, GEARSHIFT BOWL	1	7827176	—	—	—	—
6 521	SPRING, COL SHAFT UPR BEARING	1	7810898	—	—	—	—
4 508	SPRING, GEARSHIFT LEVER HSG	1	7811375	—	—	—	—
2 195	SPRING, IGN SW RACK PRELOAD	1	7804410	—	—	—	—
6 525	SPRING, SHAFT COUPLING	1	7809409	—	—	—	—
4 327	SPRING, SHIFT TUBE RETURN	1	7810567	—	—	—	—
2 185	STUD, DIMMER & IGN SW MTS	1	7846412	—	—	—	—
2 459	SWITCH, DIMMER	1	7844166	—	—	—	—
2 459	SWITCH, DIMMER SW PIVOT	1	7840274	—	—	—	—
2 185	SWITCH, IGN	1	1990115	—	—	—	—
2 195	SWITCH, IGN KEY WARNING BUZZER	1	7804414	—	—	—	—
2 895	SWITCH, T/SIG	1	1997287	—	—	—	—
4 025	TUBE, SHIFT	1	7842588	—	—	—	—
6 525	WASHER, CPLG & CLAMP INTER SHAFT	1	7817454	—	—	—	—
6 500	WASHER, LK BOLT SPRING THROUST	1	7805950	—	—	—	—
4 027	WASHER, SHIFT TUBE "HJJS"	1	7832112	—	—	—	—

FRONT SUSPENSION STEERING

LIGHT TRUCK
MODEL REFERENCE
1986 POWER STEERING PUMPS

PRODUCTION	VIN DIV CODE	USAGE	COL. NO.
07838836	CT	01.3	1

FRONT SUSPENSION STEERING

LIGHT TRUCK 1986 POWER STEERING PUMPS (SEE MODEL REFERENCE FOR APPLICATION)

GROUP	DESCRIPTION	QTY	1	2	3	4	5
6 605	STEERING PUMP	1	7936236	—	—	—	—
6 635	BOLT RESERVOIR	L	7936235	—	—	—	—
6 635	CAP RESERVOIR	L	7934187	—	—	—	—
6 670	FITTING PUMP	I	7936213	—	—	—	—
6 608	HOUSING PUMP	I	7936236	—	—	—	—
6 608	PIV PUMP RING DUAL	I	5685357	—	—	—	—
6 612	PLATE KIT PRESSURE & THRUST	I	7936366	—	—	—	—
6 612	PLATE PRESSURE	I	7936365	—	—	—	—
6 609	PLATE PUMP END	I	5685356	—	—	—	—
6 612	PLATE THRUST	I	7936369	—	—	—	—
6 635	RESERVOIR KIT PUMP	I	7936499	—	—	—	—
6 610	RING KIT MOTOR & VANE	I	7937372	—	—	—	—
6 609	RING END PLATE RETAINING	I	5685014	—	—	—	—
6 616	RING SHAFT SET	I	7937784	—	—	—	—
6 609	SEAL KIT PUMP	I	7946522	—	—	—	—
6 617	SEAL DRIVE SHAFT	I	7906146	—	—	—	—
6 609	SEAL C RING PUMP	I	7914502	—	—	—	—
6 624	SEAL C RING PUMP 50R- 57R TO	I	5686036	—	—	—	—
6 615	SEAL REAR C RING PUMP	I	5686015	—	—	—	—
6 624	SHAFT M-PISTON PUMP DRIVE	I	7907521	—	—	—	—
6 612	SPRING PLATE KIT PUMP	L	5686037	—	—	—	—
6 612	SPRING PRESSURE PLATE	L	7936567	—	—	—	—
6 606	SPIND PUMP MOUNTING PLATE	L	7901308	—	—	—	—
6 624	VALVE PUMP CONTROL	L	7906232	—	—	—	—

FRONT SUSPENSION STEERING

LIGHT TRUCK
MODEL REFERENCE
1987 POWER STEERING PUMPS

PRODUCTION	VIN DTM CODE	J5AGE	COL	NO
0783H946	CT	D1 5		1

FRONT SUSPENSION STEERING

LIGHT TRUCK 1987 POWER STEERING PUMPS (SEE MODEL REFERENCE FOR APPLICATION)

GROUP	DESCRIPTION	QTY	1	2	3	4	5
5 615	STEERING PLNF	1	7818026	—	—	—	—
5 635	ECU * RESERVOIR	1	7819229	—	—	—	—
5 636	CAP RESERVOIR	1	7816183	—	—	—	—
5 673	FITTING, PUMP	1	7819013	—	—	—	—
5 678	HOLDING PUMP	1	7819226	—	—	—	—
5 678	PIN, PUMP RING GIMEL	1	5659351	—	—	—	—
5 612	PLATE KIT PRESSURE & INPUST	1	7819066	—	—	—	—
5 612	PLATE PRESSURE	1	7819069	—	—	—	—
5 619	PLATE PLMP END	1	5659358	—	—	—	—
5 612	PLATE INPUST	1	7816369	—	—	—	—
5 635	RESERVOIR KIT PUMP	1	7819499	—	—	—	—
5 610	RING KIT NOICR & VANE	1	7817122	—	—	—	—
5 609	RING, END PLATE RETAINING	1	5659014	—	—	—	—
5 616	RING SHAFT 9E	1	7817284	—	—	—	—
5 609	SEA. KIT PLMP	1	7848522	—	—	—	—
5 617	SEA. DRIVE SHAFT	1	7809195	—	—	—	—
5 609	SEA. O RING PUMP	1	7814503	—	—	—	—
5 674	SEA. O RING PUMP, 588 STD ID	1	5658015	—	—	—	—
5 635	SEA. ASHA O RING PUMP	1	5658015	—	—	—	—
5 614	SHAFT W/ RING, PUMP DRIVE	1	7817321	—	—	—	—
5 612	SPRING, FLOW RETURN	1	5658031	—	—	—	—
5 612	SPRING, PRESSURE PLATE	1	7819661	—	—	—	—
5 606	STD. PUMP MTG. ENDS 39MM	1	7811385	—	—	—	—
5 624	VALVE PUMP CONTROL	1	7809232	—	—	—	—

GROUP 7.000

FRAME — SPRINGS

ALPHABETICAL INDEX

A		H	
ABSORBER, Front and Rear	7 345	HANGER, Front Spring Front and Rear	7 105
		HANGER, Rear Spring Front and Rear	7 117
		HARNESS, Trailer and Camper	7 068
		HOOK, Trailer and Camper	7 068
B		I	
BAR, Bumper Face	7 831		
BAR, Spare Wheel	7 629		
BOLT, Bumper Face	7 831		
BOLT, Front Spring	7 417	INSERT, Rear Leaf Spring	7 495
BOLT, Front Spring Front and Rear	7 105		
BOLT, Rear Spring and Axle	7 529		
BOLT, Rear Spring U Bolt	7 518		
BOLT, Spare Wheel	7 629		
BOLT, Spring Center(Front and Rear)	7 506		
BOLT, Stabilizer Shaft	7 242		
BOLT, Wheel Carrier	7 632		
BRACE, Cross Member	7 039		
BRACE, Frame to Bumper Attaching(Also See			
Group 7 869)	7 836		
BRACE, Spare Wheel	7 629		
BRACKET, Auxiliary Spring	7 529		
BRACKET, Bumper	7 869		
BRACKET, Front Spring Bumper	7 421		
BRACKET, Rear	7 503		
BRACKET, Shock Absorber Frame	7 385		
BRACKET, Shock Absorber	7 380		
BRACKET, Spare Wheel	7 629		
BRACKET, Stabilizer Shaft	7 242		
BRACKET, Trailer and Camper	7 068		
BUMPER, Front Leaf Spring	7 422		
BUSHING, Front Spring	7 524		
BUSHING, Front Spring Eye	7 413		
BUSHING, Rear Spring	7 504		
BUSHING, Stabilizer Shaft	7 243		
C		L	
CABLE, Spare Tire	7 675		
CLEVIS, Trailer and Camper	7 068		
CLIP, Spring Retainer(Front and Rear)	7 513		
CUSHION, Rear Spring	7 545		
E		LEAF, Front Spring	7 415
		LEAF, Rear Spring	7 505
EXTENSION, Trailer and Camper	7 068		
F		M	
FRAME, Chassis Frame	7.001		
		MEMBER, Frame Cross,	
		Intermediate(Transmission Support Cross	
		Member)	7 012
		MEMBER, Frame Side	7 006
		MEMBER, Front Frame Cross	7 010
		MEMBER, Rear Frame Cross	7 014
		N	
		NUT, Bumper Bar	7 874
		NUT, Front Spring	7 417
		NUT, Front Spring	7 427
		NUT, Front Spring of Torsion Bar	7 428
		NUT, Rear Spring	7 523
		NUT, Rear Spring Eye	7 530
		NUT, Rear Spring U Bolt	7 516
		NUT, Spare Wheel Carrier	7 633
		P	
		PIN OT, Spare Wheel	7 629
		PIN, Trailer and Camper	7 068
		PLATE, Front Spring	7 425
		PLATE, Rear Spring U Bolt	7 518
		PLATE, Spare Wheel	7 629

ALPHABETICAL INDEX

R

REINFORCEMENT, Auxiliary Spring	7 528
REINFORCEMENT, Bumper Face	7 931
REINFORCEMENT, Chassis Frame	7 002
REINFORCEMENT, Cross Member	7 036
REINFORCEMENT, Front Spring Front and Rear	7 105
REINFORCEMENT, Rear Spring Front and Rear	7 112
REINFORCEMENT, Trailer and Camper	7 088
RETAINER, Spare Wheel Carrier	7 633

S

SCREW, Spare Wheel	7 629
SHACKLE, Rear Spring	7 523
SHACKLE UNIT, Front Spring	7 436
SHAFT, Stabilizer	7 241
SHIM, Rear Spring U Bolt	7 518
SHIM, Trailer and Camper	7 088
SLEEVE, Spring Rebound (Front and Rear)	7 513
SPACER, Front Spring	7 425
SPACER, Rear Spring	7 535
SPACER, Rear Spring U Bolt	7 519
SPACER, Spring Rebound (Front and Rear)	7 513
SPACER, Trailer and Camper	7 088
SPRING, Front Chassis	7 412
SPRING, Rear	7 503
STRAP, Spare Wheel	7 629
SUPPORT, Spare Wheel	7 629

W

WASHER, Bumper Bar	7 874
WASHER, Shock Absorber	7 347
WASHER, Spare Wheel	7 629
WASHER, Stabilizer Shaft	7 243

FRAMES-SPRINGS-SHOCKS-BUMPERS

7.003		FRAME-REINFORCEMENT, Chassis Frame			
84-86	D1	15589794	1	645 00	FRAME,
84	D3	14075343	1	853 00	FRAME,
85-86	D3	15589799	1	853 00	FRAME,
85-87	D3	15599997	LH	9 05	REINFORCEMENT, FRM
85-87	D3	15599998	RH	11 40	REINFORCEMENT, FRM
7.006		MEMBER, Frame Side			
84	D1	14055641	LH	240 00	MEMBER, SI
84	D1	14055642	RH	240 00	MEMBER, SI
84	D3	14055650	RH	291 00	MEMBER, SI
84-87	D3	14072839	LH	374 00	MEMBER, SI
85-87	D1	14072831	LH	240 00	MEMBER, SI
85-87	D1	14072832	RH	240 00	MEMBER, SI
85-87	D3	14072640	RH	374 00	MEMBER, SI
7.010		MEMBER, Front Frame Cross			
84-87	D1, 3	14024587	1	26 75	MEMBER, FRT CROSS
7.012		MEMBER, Frame Cross, Intermediate(Transmission Support Cross Member)			
84-87	D1	450375	1	30 00	MEMBER, RR SPR FRT HNGR CH
84	D3	14061353	1	33 50	MEMBER, RR SPR CR
85-87	D3	15538347	1	33 50	MEMBER, RR SPR CR
85-86	D3	15593955	1	44 75	MEMBER, FUEL RH PIPE SUPT(7 Q12)
7.014		MEMBER, Rear Frame Cross			
84-87	D1	14067782	1	23 05	MEMBER, FRT/RR TNK CR
84-87	D3	14024585	2	21 65	MEMBER, RR CR
7.039		BRACE-REINFORCEMENT, Cross Member			
84-87	D1, 3	14041286	2	9 65	BRACE, RR SPR C/MBR
84-87	D1, 3	14024693	LH	4 05	REINFORCEMENT, FRT C/MBR
7.068		BRACKET-CLEVIS-EXTENSION-HARNESSE-HOOK-PIN-REINFORCEMENT-SHIM-SPACER, Trailer and Camper			
84-87	D1	14067771	LH	23 70	BRACKET, RH TIE DOWN CLV
84-87	D1	14067772	RH	23 70	BRACKET, RH TIE DOWN CLV
84-87	D1	14067773	LH	5 80	BRACKET, RH TOW HOOK REINF
84-87	D1	14067774	RH	5 80	BRACKET, RH TOW HOOK REINF
84-87	D1	14067776	1	51 00	BRACKET, RH TOW HOOK
84-87	D3 W/Y5A, Y5C	14067779	LH	38 00	BRACKET, RR TIE DOWN CLV
84-87	D3 W/Y5A, Y5C	14067780	RH	38 00	BRACKET, RR TIE DOWN CLV
84-87	D3 W/Y5B, Y5H	15599219	LH	12 45	BRACKET, RR TIE DOWN
84-87	D3 W/Y5B, Y5H	15599220	RH	12 45	BRACKET, RR TIE DOWN
84-87	D1, 3	14067793	AH	71 25	CLEVIS, TIE DOWN
84-87	D1	14067770	2	32 75	EXTENSION, RR TIE DOWN CLV BRKT
84-87	D1, 3	14067796	2	39 00	EXTENSION, FRT TIE DOWN CLV FRM
84-87	D3 W/Y5A, Y5C	14067787	2	32 75	EXTENSION, RR TIE DOWN CLV BRKT
84-87	D1	12039208	1	98 00	HARNESSE, TR/LH WPG RR
84-87	D3 W/Y5A, Y5C	12039208	1	98 00	HARNESSE, TR/LH WPG RR
84-87	D1	14067788	1	189 00	HOOK, RR TOW
84-87	D3 W/Y5A, Y5C	14067788	1	189 00	HOOK, RR TOW
84-87	D1, 3	14067794	AH	14 40	PIN, TIE DOWN CLV
84-87	D1	14067775	1	29 50	REINFORCEMENT, RR TOW HOOK BRKT
84-87	D1, 3	14067790	2	2 70	REINFORCEMENT, FRT TIE DOWN CLV
84-87	D3 W/Y5A, Y5C	14067785	LH	14 30	REINFORCEMENT, RR TOW HOOK FRM
84-87	D3 W/Y5A, Y5C	14067785	RH	14 30	REINFORCEMENT, RR TOW HOOK FRM
84-87	D1, 3	14067796	2	.87	SHIM, FRT TIE DOWN CLV FRM EXT
84-87	D1	14067788	2	4 95	SPACER, RR TOW HOOK
7.105		BOLT-HANGER-REINFORCEMENT, Front Spring Front and Rear			
84-86	D1, 3	455005	4	2 70	BOLT, FRT SPR SHKL(B 900)
84-86	D1, 3	9430840	2	4 50	BOLT, FRT SPR(B 900)
84-87	D1, 3	326439	LH	11 95	HANGER, FRT SPR FRT
84-86	D1, 3	326440	RH	11 95	HANGER, FRT SPR FRT
84-87	D1, 3	6271344	2	20 30	HANGER, FRT SPR RR
84-87	D1, 3	14029194	2	6 90	REINFORCEMENT, FRT SPR HNGR
7.112		HANGER-REINFORCEMENT, Rear Spring Front and Rear			
84-86	D1	450373	LH	16 60	HANGER, PH SPR FRT
84-87	D1	450374	RH	16 60	HANGER, PH SPR FRT
84-87	D1	8270213	2	20 45	HANGER, PH SPR RR
84-87	D3	14000209	2	16 90	HANGER, PR SPR FRT
84-87	D3	14000211	2	19 15	HANGER, PR SPR RR

FRAMES-SPRINGS-SHOCKS-BUMPERS

7.112		HANGER-REINFORCEMENT, Rear Spring Front and Rear (Con't)	
84-87 D1	5270214 2	6.25	REINFORCEMENT, RR SPR RR HNGR
84-87 D3	14000212 2	8.95	REINFORCEMENT, RR SPR RR HNGR
84-87 D3	14041287 LH	9.90	REINFORCEMENT, RR SPR FRT HNGR
84-87 D3	14041288 RH	9.90	REINFORCEMENT, RR SPR FRT HNGR
7.241		SHAFT, Stabilizer	
84-87 D1 3	328132 1	58.75	SHAFT, FRT STAB
7.242		BOLT-BRACKET, Stabilizer Shaft	
84-87 D1 3	328130 2	1.90	BOLT, FRT STAB SHF
84-87 D1 3	328059 LH	5.50	BRACKET, FRT STAB SHF FRM
84-87 D1 3	328060 RH	5.50	BRACKET, FRT STAB SHF FRM
84-87 D1 3	14015728 2	1.40	BRACKET, FRT STAB SHF BUSHING
7.243		BUSHING-WASHER, Stabilizer Shaft	
84-87 D1 3	328128 2	1.35	BUSHING, FRT STAB SHF
84-87 D1 3	14015724 2	1.05	BUSHING, FRT STAB SHF
84-88 D1 3	328131 4	.39	WASHER, FRT STAB SHF
7.345		ABSORBER, Front and Rear	
84-87 D1	3187843 2	NL	ABSORBER, FRT SHK
84-87 D1	3187844 2	NL	ABSORBER, RR SHK
84-87 D3	3187845 2	39.00	ABSORBER, FRT SHK
84-87 D3	3187846 2	39.00	ABSORBER, FRT SHK
7.347		WASHER, Shock Absorber	
84 D3	1914842 2	.44	WASHER, RR S-ABS(2 063)
7.380		BRACKET, Shock Absorber	
84-87 D1	8271341 LH	5.30	BRACKET, RR S-ABS FRM
84-87 D3	334566 2	16.85	BRACKET, RR S-ABS FRM
7.395		BRACKET, Shock Absorber Frame	
84-87 D1 3	3943483 LH	3.30	BRACKET, FRT S-ABS FRM
84-87 D1 3	3943484 RH	3.30	BRACKET, FRT S-ABS FRM
7.412		SPRING, Front Chassis	
84-87 D1 3	480354 2	168.00	SPRING, FRT
7.413		BUSHING, Front Spring Eye	
84-87 D1 3	3887751 AR	8.45	BUSHING, FRT SPR
7.415		LEAF, Front Spring	
84-87 D1 W/H D FRT SPR (F60)	341297 1	65.25	LEAF, FRT SPR $\pi 1$
84-87 D1 W/H D FRT SPR (F60)	341299 1	77.00	LEAF, FRT SPR $\pi 3$
84-87 D1 W/H D FRT SPR (F60)	6260576 1		LEAF, FRT SPR $\pi 2$
84-87 D1 3	480358 2	65.25	LEAF, FRT SPR $\pi 1$
84-87 D1 3	480358 2	77.75	LEAF, FRT SPR $\pi 2$
84-87 D1 3	480359 2	77.00	LEAF, FRT SPR $\pi 3$
7.417		BOLT-NUT, Front Spring	
84-87 D1	379397 3	9.40	BOLT, FRT SPR U (3/4 LG X 3 1/4 ID X 5/8 18 THD)
84-87 D1	379398 1	9.45	BOLT, FRT SPR U (3/4 LG X 3 3/4 ID X 5/8 18 THD)
84-87 D3	370053 2	8.70	BOLT, FRT SPR U (7/12 LG X 3 1/4 ID X 5/8 18 THD)
84-88 D3	370054 1	8.70	BOLT, FRT SPR U (7/4 LG X 4 ID X 5/8 18 THD)
84-87 D3	480340 2	1.00	BOLT, FRT SPR U (5/8-18 X 23/8)
84-88 D1 3	8424988 AR	.46	NUT, FRT SPR U BOLT (625-18)(8 9 5)
7.421		BRACKET, Front Spring Bumper	
84 D1	14045853 1	20.95	BRACKET, F/AXI BPR
84-87 D1 3	480397 2	3.15	BRACKET, FRT SPR BPR
84-87 D3	14045854 1	19.45	BRACKET, F/AXI BPR
85-87 D1	15522361 1	18.65	BRACKET, F/AXI BPR
7.422		BUMPER, Front Leaf Spring	
84-87 D1 3	359877 2	3.30	BUMPER, FRT SPR(ATTACH ID BRKT)
84-87 D1 3	359878 2	4.10	BUMPER, FRT SPR(ATTACH TO FRAME)
84-87 D1 3	14028200 1	5.50	BUMPER, F/AXL
7.425		PLATE-SPACER, Front Spring	
84-87 D1	379393 LH	24.50	PLATE, FRT SPR U-BOLT AND

FRAMES-SPRINGS-SHOCKS-BUMPERS

7.425		PLATE-SPACER, Front Spring (Con't)			
84-87	D1	379394	RH	24 50	PLATE, FRT SPR U-BOLT ANC
84-87	D3	370055	LH	31 50	PLATE, FRT SPR U-BOLT ANC
84-87	D3	370056	RH	31 50	PLATE, FRT SPR U-BOLT ANC
84-87	D1,3	3970988	AR	87	SPACER, SPR/5 SOLX2 5 THK
84-87	D1,3	3976204	4	1 45	SPACER, FRT SPR SHK
7.427		NUT, Front Spring			
84-86	D1,3	9422300	4	35	NUT, FRT SPR SHK(8.917)
7.428		NUT, Front Spring or Torsion Bar			
84-87	D1,3	9422303	2	84	NUT, FRT SPR(8.917)
7.436		SHACKLE UNIT, Front Spring			
84-87	D1,3	8272088	4	N1	SHACKLE UNIT, FRT SPR
7.495		INSERT, Rear Leaf Spring			
84-87	D1,3	332720	AR	18	INSERT, RR SUSP SPR TIP
7.503		BRACKET-SPRING, Rear			
84-87	D3 W/AUX SPR (GEO)	332798	AR	50	BRACKET, SPR CLIP
84-87	D1	14067763	2	21 00	SPRING, RR
84-87	D3	14071877	2	258 00	SPRING, RR
7.504		BUSHING, Rear Spring			
84-87	D1,3	468481	2	6 40	BUSHING, RR SPR RH EYE (3" ID X 1 5 THK)
84-87	D3	350544	AR	10 30	BUSHING, RR SPR FRT EYE
7.505		LEAF, Rear Spring			
84-87	D1	14032930	2	68 00	LEAF, RR SPR #1
84-87	D1	14032932	2	58 75	LEAF, RR SPR #2
84-87	D1	14032933	2	46 75	LEAF, RR SPR #3
84-87	D3	350675	2	79 50	LEAF, RR SPR #1
84-87	D3	350690	2	53 00	LEAF, RR SPR #2
84-87	D3	350691	2	45 50	LEAF, RR SPR #3
84-87	D3	350692	2	44 25	LEAF, RR SPR #4
84-87	D3	350693	2	43 25	LEAF, RR SPR #5
84-87	D3	350696	2	43 00	LEAF, RR SPR #7
84-87	D3	350697	2	42 50	LEAF, RR SPR #8
84-87	D3	350726	2	76 75	LEAF, AUX SPR #1
84-87	D3	350732	2		LEAF, RR SPR #8
84-87	D3	350747	2	42 75	LEAF, RR SPR #9
7.506		BOLT, Spring Center(Front and Rear)			
84-87	D1,3	3979879	2	64	BOLT, FRT LEAF SPR CTR
84-86	D1,3	8272717	AR	1 00	BOLT, RR LEAF SPR(9.173)
84-87	D3 W/AUX SPR	3717858	AR	87	BOLT, RR LEAF SPR
84-86	D3 (EXC AUX SPR)	3763007	AR	80	BOLT, RR LEAF SPR
7.513		CLIP-SLEEVE-SPACER, Spring Rebound (Front and Rear)			
84-87	D1	14087767	4	1 75	CLIP, RR SPR LEAF
84-87	D1,3	334639	2	1 65	CLIP, FRT SPR #3 LEAF
84-87	D3 W/AUX SPR	14087766	4	1 75	CLIP, RR SPR LEAF
84-87	D3 (EXC AUX SPR)	14087765	4	1 75	CLIP, RR SPR LEAF
84-87	D3 (EXC GEO)	3729806	1	1 75	CLIP, RR SPR LEAF
84-87	D1,3	334636	AR	46	SLEEVE, FRT SPR #2-#3 LEAF CLIP
84-87	D1,3	358367	AP	11	SPACER, SPR CLIP (2 35/64X13/32 W.C28 GA)
7.516		BOLT-NUT, Rear Spring U Bolt			
84-87	D1	326489	4	6 40	BOLT, RR SPR U (7 LG X 3 ID X 5/8-18 THD)
84-85	D3 W/AUX SPR	471865	4	8 70	BOLT, RR SPR U (11 LG X2 1/2 ID X 5/8-18 THD)
84-87	D3 (EXC AUX SPR)	471867	4	9 15	BOLT, RR SPR U (9 1/4 LG X2 1/2 ID X 5/8-18 THD)
84-87	D3 W/AUX SPR	3689976	4	13 45	BOLT, RR SPR U (11 LG X2 1/2 ID X 5/8-18 THD)
84-86	D1,3	9424988	AR	48	NUT, RR SPR U BOLT (8.915)
7.518		PLATE-SHIM-SPACER, Rear Spring U Bolt			
84-87	D1	6263946	2	7 50	PLATE, RR SPR ANC
84-87	D3	362276	2	14 40	PLATE, RR SPR U-BOLT ANC
84-87	D3	486369	AP	11 95	SHIM, RR SPR
84-87	D1,3	14087754	2	2 00	SPACER, RR SPR LEAF CLIP UPR

FRAMES-SPRINGS-SHOCKS-BUMPERS

7 516 PLATE-SHIM-SPACER, Rear Spring U Bolt (Con't)				
84-87	D1, 3	1406775R	7 2 35	SPACER, RH SPR LEAF CLIP LWP
84-87	D3 W/AUX SPR	471657	7 12 15	SPACER, RH SPR U-BOLT
84-87	D3 (EXC. AUX SPR)	337520	2 4 15	SPACER, RH SPR U-BOLT
7.523 NUT-SHACKLE, Rear Spring				
84-87	D1, 3	9422303	2 .84	NUT, RR SPR SHKL(8 917)
84-87	D1, 3	14022597	2 12 75	SHACKLE, RR SPR
7.524 BUSHING, Front Spring				
84-87	D1, 3	363913	4 .90	BUSHING, FRT SPR SHKL
7.526 BRACKET-REINFORCEMENT, Auxiliary Spring				
84-87	D3 W/AUX SPR	328200	AR 14 25	BRACKET, AUX SPR
84-87	D3 W/AUX SPR	14000213	4 14 40	REINFORCEMENT, AUX SPR BRKT
7.529 BOLT, Rear Spring and Axle				
84-87	D1, 3	9430838	AR 4 20	BOLT, RP SPR(8.900)
85-87	D1	3931286	2 60	BOLT, RP SPR LEAF
7.530 NUT, Rear Spring Eye				
84-86	D1, 3	9422303	2 .84	NUT, RR SPR(8 917)
7.535 SPACER, Rear Spring				
84-87	D3	8271322	2 11 80	SPACER, AUX SPR(7 516)
7.545 CUSHION, Rear Spring				
84-87	D3 W/AUX SPR	328189	4 7 20	CUSHION, AUX SPR BRKT
7.629 BAR-BOLT-BRACE-BRACKET-PILOT-PLATE-SCREW-STRAP-SUPPORT-WASHER, Spare Wheel				
84-87	D3	15595211	1 10 20	BAR, WHL CARR CR
84-86	D1	3854730	2 1 15	BOLT, SPA WHL CARR(1 6 714)
84-87	D1	14007545	1 3 25	BRACE, WHL CARR
84-87	D3	15599915	1 1 65	BRACKET, SPA WHL CR
84-87	D3	350037	1 1 35	PILOT, WHL CARR CENTERING FRT
84-87	D3	6274036	1 3 05	PILOT, WHL CARR CENTERING RP
84-87	D1	14027926	1 2 05	PLATE, SPA WHL STOW
84-87	D1	327042	1 40	SCREW, WHL CARR BP
84-87	D3	350036	1 17 95	STRAP, WHL CARR CP
84-87	D1	343951	1 25 75	SUPPORT, WHL CARR
84-87	D3 W/A52, Y5A, Y5C, ZW9	343978	AR 1 90	WASHER, WHL CARR
7.632 BOLT, Wheel Carrier				
84-87	D3	371603	1 3 55	BOLT, WHL CARR CR STRAP(1/2-13X13)
84-87	D3	3991022	AR 5 90	BOLT, CR STRAP(1/2-13X10 7/32)
7.633 NUT-RETAINER, Spare Wheel Carrier				
84-87	D3	6274031	AR 1 90	NUT, WHL CARR CROSS STRAP CLAMP (NYLON W/STL INSERT 1/2-13 THD; SPECIAL WING)
84-87	D1	330046	1 5 75	RETAINER, SPA WHL
7.676 CABLE, Spare Tire				
85-87	D3 W/Y5A, Y5C, Y5R	15591711	1 92	CABLE, SPA WHL
7.831 BAR-BOLT-REINFORCEMENT, Bumper Face				
84-87	D1	14072436	1 172 90	BAR, RR BPR MP
84-87	D1, 3	14072422	1 187 15	BAR, FRT BPR IMP
84-87	D3 W/Y5A, Y5C	14072435	1 172 90	BAR, RR BPR IMP
84-87	D1	14072426	AR 96	BOLT, FRT & RR BPR IMP BAR
84-87	D3 W/Y5A, Y5C	14072426	AR 96	BOLT, RR BPR IMP BAR
84-87	D3 W/Y5A, Y5C	14078806	1 19 62	REINFORCEMENT, RR BPR IMP BAR
7.836 BRACE, Frame to Bumper Attaching(Also See Group 7.889)				
84-87	D1	14021357	LH 4 89	BRACE, RH BPR IMP BAR INR
84-87	D1	14021358	RH 4 25	BRACE, RH BPR IMP BAR INR
84-87	D1, 3	14045516	LH 17 91	BRACE, FRT BPR IMP BAR OTR
84-87	D1, 3	14045518	RH 17 91	BRACE, FRT BPR IMP BAR OTR
84-87	D1, 3	14067783	LH 11 12	BRACE, RH BPR IMP BAR OTR
84-87	D1, 3	14067784	RH 11 12	BRACE, RH BPR IMP BAR OTR
84-87	D3 W/Y5A, Y5C	14014799	LH 6 18	BRACE, RR BPR OTH
84-87	D3 W/Y5A, Y5C	14014800	HH 6 18	BRACE, RR BPR OTH
7.869 BRACKET, Bumper				
84-87	D1, 3	14087791	LH 14 68	BRACKET, FRT BPR IMP BAR

WAREHOUSING AND DISTRIBUTION DIVISION OF GENERAL MOTORS CORPORATION — LT TRUCK 520

FRAMES-SPRINGS-SHOCKS-BUMPERS

7.869		BRACKET, Bumper (Con't)			
84-87	D1.3	14067792	RH	14 68	BRACKET, FRT BPR IMP BAR
7.874		NUT-WASHER, Bumper Bar			
84-87	D1	480587	AH	27	NUT, RH TOW HOOK BRKT
84-87	D1.3	1914842	20	44	WASHER, FRT BPR IMP BAR BRKT(2 053)

NOTES

ALPHABETICAL INDEX

SCREW, Hood Latch	8 080
SCREW, Hood Latch	8 085
SEAL, Heater Core	8 054
SEAL, Hood Panel	8 010
SHIELD, Front Fender (next wheel house)	8 153
SHIM, Front Fender	8 143
SHROUD, Heater Core	8 054
SPRING, Hood Hinge	8 013
SPRING, Hood Latch	8 083
SWITCH, Heater Control	8 257

T

TUBE, Heater Motor Cool	8 459
-------------------------	-------

W

WASHER, Heater	8 045
WRENCH, Wheel and Jack Wrench	8 021

FRONT END SHEET METAL-HEATER

8.000	HOOD, Panel				
84-87 D1, 3	15599228	1	253.65	HOOD.	
8.010	RIVET-SEAL, Hood Panel				
84-86 D1, 3	2477064	AR	26	RIVET, STOP & T/LP CBL CLIP	
84-87 D1, 3	14018523	1	7.45	SEAL, HOOD RP	
8.013	SPRING, Hood Hinge				
84-87 D1, 3	14021253	LH	7.35	SPRING, HOOD OPEN ASST	
84-87 D1, 3	14021254	PH	7.35	SPRING, HOOD OPEN ASST	
8.015	DEFLECTOR-HINGE-SCREW, Hood Hinge				
84-87 D1, 3	14043793	LH	8.25	DEFLECTOR, PLNM SI PNL AIR DTLT WAI	
84-87 D1, 3	14043794	PH	8.25	DEFLECTOR, PLNM SI PNL AIR DTLT WAI	
85-87 D1, 3	15591093	LH	1.35	DEFLECTOR, HOOD HGE WAT	
85-87 D1, 3	15591094	PH	1.35	DEFLECTOR, HOOD HGE WAI	
84-87 D1, 3	14043823	LH	6.15	HINGE, HOOD	
84-87 D1, 3	14043824	HH	6.15	HINGE, HOOD	
84-87 D1, 3	473892	AR	47	SCREW, HEX(5/16-18X7/8)(8 UBU)	
8.016	BOLT, Hood Hinge				
85-87 D1, 3	15598758	AR	59	BOLT, HEX W/CONN WA (3/8-16X1 125) (3 015)	
8.024	BUMPER, Hood Panel Closing				
84-87 D1, 3	472450	2	1.00	BUMPER, HOOD ADJ FRT	
84-87 D1, 3	6262054	4	51	BUMPER, HOOD PNL SI	
8.075	CABLE, Hood Latch Release				
84-87 D1, 3	14039953	1	13.25	CABLE, HOOD L AT	
8.080	BOLT-BRACKET-CATCH-LATCH-SCREW, Hood Latch				
84-86 D1, 3	11508017	2	53	BOLT, HOOD PRIM L AT(8 900)	
84-86 D1, 3	11508017	2	53	BOLT, HOOD PRIM L AT 5RKT(8 900)	
84-87 D1, 3	14018531	1	2.05	BRACKET, HOOD L AT	
84-87 D1, 3	14018526	1	4.10	CATCH, HOOD LATCH SEC	
84-87 D1, 3	14070703	1	16.15	LATCH, HOOD PRIM	
84-87 D1, 3	473892	AR	47	SCREW, HEX(5/16-18X7/8)	
8.083	SPRING, Hood Latch				
84-87 D1, 3	14018529	1	1.90	SPRING, HOOD LATCH SEC CATCH	
84-87 D1, 3	14018532	1	51	SPRING, HOOD POP-UP	
8.086	SCREW, Hood Latch				
84-87 D1, 3	473892	AR	47	SCREW, HEX(5/16-18X7/8)(8 UBU)	
8.130	FENDER, Front Fender				
84-87 D1, 3	15522752	HH	147.25	FENDER, FRT	
84-87 D1, 3	15559311	LH	155.00	FENDER, FRT	
8.141	REINFORCEMENT, Front Fender				
84-87 D1, 3	14075827	RH	1.47	REINFORCEMENT, FRT WHL HSE PNL RR	
84-87 D1, 3	14075829	RH	2.23	REINFORCEMENT, FRT WHL HSE PNL CTR	
84-87 D1, 3	14075839	RH	1.08	REINFORCEMENT, FRT WHL HSE PNL FRT	
8.143	SHIM, Front Fender				
84-87 D1, 3	345819	AR	48	SHIM, F/FDR	
8.153	PANEL-PLUG-SCREW-SHIELD, Front Fender inner wheel house				
84-87 D1, 3	15594889	LH	53.84	PANEL, FRT WHL HSE	
84-87 D1, 3	15594890	RH	53.84	PANEL, FRT WHL HSE	
85-87 D1, 3	3738198	1	25	PLUG, FRT W/H PNL HOLE	
84-87 D1, 3	334195	4	53	SCREW, FRT WHL HSE PNL (375 16 X 1 51)(8 016)	
84-87 D1, 3	14027645	LH	3.09	SHIELD, LWH RR OF FRT W/H PNL SPH	
84-87 D1, 3	14027646	RH	3.09	SHIELD, FRT W/H PNL SPLASH	
84-87 D1, 3	14027795	LH	3.47	SHIELD, FRT W/H PNL S ABV CNTL ARM SPH	
84-87 D1, 3	14027796	HH	3.47	SHIELD, FRT W/H PNL S ABV CNTL ARM SPH	

FRONT END SHEET METAL-HEATER

8.154		RETAINER, Front Fender	
84-86	D1, 3	480534 AR	.38 RETAINER, PN, FOLE (DIA. 250, THK. 03-30) (1280) (PAINT TO MATCH)
8.820		BOLT-BRACKET-HANDLE-JACK-RETAINER, Auto Jack	
84-87	D1, 3	14032814 1	90 BOLT, TOOL STOW RET
84-87	D1, 3	14032814 1	90 BOLT, JK STOW
84-87	D1, 3	14074431 2	1.70 BRACKET, JK STOW
84-87	D3	14074440 1	1.95 BRACKET, JK STOW
84-87	D3	14074443 1	1.95 BRACKET, JK MTG
84-87	D1, 3	14007107 1	5.95 HANDLE, AUTO JK
84-87	D1, 3	14018603 1	35.50 JACK, AUTO
84-87	D1	14032812 1	2.75 RETAINER, JK STOW
84-87	D1, 3	467288 1	.48 RETAINER, TOOL STOW
8.821		WRENCH, Wheel and Jack Wrench	
84-87	D1	14036400 1	7.55 WRENCH, WHL (19MM)
84-87	D3	14008303 1	5.20 WRENCH, WHEEL
8.835		HOSE-PUMP, Fuel Heater	
84-86	D3	14063324 1	47.25 HOSE, AUX HTR FUEL PIPE
84-86	D3	14072388 1	38.50 HOSE, AUX HTR F/PMP IN.
84-87	D3	14072370 1	PUMP, AUX HTR FUEL
8.845		SCREW, Auxiliary Heater	
85-86	D1, 3	3042017 8	SCREW (M4 2X1.4) (13)
8.846		BOLT-CLAMP-CLIP-HOSE-NUT, Heater	
84-87	D3 W/Y58	14007511 AR	64 BOLT, AUX HTR F/PMP INI PIPE CLIP (16 069)
84-87	D3 W/Y58	14007511 AR	64 BOLT, AUX HTR F/PMP (16 069)
84-86	D1, 3	14052374 2	NL CLAMP, HTR INI HOSE
84-86	D1, 3	14052374 2	NL CLAMP, HTR OTIT HOSE
84-87	D3 W/Y58	343444 1	1.90 CLIP, AUX HTR F/PMP PIPE (3182)
84-87	D3 W/Y58	14004512 1	38 CLIP, AUX HTR F/PMP INI PIPE (4 128)
84-86	D1, 3	549337 1	18.30 HOSE, HTR OTIT (3/4" FORMED 135 DEG ANGLE)
84-86	D3 W/Y58	367292 AR	67 NUT, AUX HTR F/PMP (18 069)
84-87	D3 W/Y58	14005953 AR	48 NUT, AUX HTR F/PMP (18 069)
8.849		CONTROL-WASHER, Heater	
84-86	D1, 3	16034561 1	25.27 CONTROL, HTR
84-87	D3 W/Y50	14091256 2	26 WASHER, CONT. VR (3 880)
8.852		DIAL KIT-HARNESS-KNOB-PLATE-SWITCH, Heater Control	
84-87	D1, 3	1228174 1	11.07 DIAL KIT
84-87	D1, 3	12091346 1	59.25 HARNESS, HTP WRG
84-87	D1, 3	338408 3	1.15 KNOB, HTR CONT
84-86	D1, 3	3048087 1	39.00 PLATE, W/BOLT, FRT
84-87	D1, 3	16032480 1	NL SWITCH, BLO (9 275)
84-87	D3 W/Y58	14072347 1	85.75 SWITCH, AUX HTP FRT PUMP CUTOFF
8.854		CASE-CLAMP-CORE-SEAL-SHROUD, Heater Core	
84-86	D1, 3	3054315 1	48.00 CASE, W/VLV, HTR
84-86	D1, 3	3054316 1	50.50 CASE, HTP
84-86	D1, 3	3024673 1	1.75 CLAMP, CORE MT (IN-OUT TANK)
84-86	D1, 3	3025501 1	1.85 CLAMP, CORE MT (HO TANK)
84-86	D1, 3	3027247 1	NL CORE, W/FTG, HTR
84-87	D1, 3	6273325 1	2.40 SEAL, HTR CORE PIPE
84-86	D1, 3	3048083 1	10.95 SHROUD, W/VLV ST. HTR CORE
8.855		MOTOR-RESISTOR, Heater Blower Motor	
84-86	D1, 3	22020945 1	NL MOTOR, BLOWER (9.215)
84-87	D1, 3	600890 1	4.50 RESISTOR, BLD MTR (9 275)
8.857		CASE-FAN-SCREW, Heater and Defroster	
84-86	D1, 3	3028750 1	39.00 CASE, W/CUTOFF, HTR
84-86	D1, 3	3037550 1	10.35 FAN, BLOWER
84-87	D1, 3	14005067 3	33 SCREW, W. WAHL (10 MTD) (7 262)
8.859		ELBOW-TUBE, Heater Motor Cool	
84-86	D1, 3	3013475 1	76 ELBOW, MTR CLG
84-86	D1, 3	3038927 1	3.85 TUBE, MTR CLG
8.866		FITTING-NIPPLE, Heater	
84-87	D1, 3	14067737 1	3.45 FITTING, HTR HOSE (20 DEG)

WAREHOUSING AND DISTRIBUTION DIVISION OF GENERAL MOTORS CORPORATION — LT TRUCK—320

FRONT END SHEET METAL HEATER

8.886		FITTING-NIPPLE, Heater		(Con't)	
84-86	D3 W/Y5G	14087727	1	1655	FITTING, HTR HOSE(90 DEGI
84-87	D1.3	354501	1	190	NIPPLE, THERMO BY PASS

NOTES

LIGHT TRUCK
MODEL REFERENCE
1986 HEATER MODULE

PRODUCTION	UTN DIV CODE	USAGE	DOL NO.
0305430R	CT	D1 3	1

FRONT END SHEET METAL — HEATER

LIGHT TRUCK 1986 HEATER MODULE (SEE MODEL REFERENCE FOR APPLICATION)

GROUP	DESCRIPTION	QTY	1	2	3	4	5
0 845	HEATER ASY	1	3054508	—	—	—	—
6 854	CASE, HTR	1	3054510	—	—	—	—
6 854	CASE, W/VALV HTR	1	3054515	—	—	—	—
6 854	CLAMP VEG COORE (HIC TANK)	1	3024531	—	—	—	—
6 854	CLAMP VEG COORE (HIC-OUT TANK)	1	3024573	—	—	—	—
6 854	HEATER, CORE	1	3027247	—	—	—	—
6 852	PLATE A-BOLT FF	1	3048067	—	—	—	—
9 773	SHAFT A-LVR DEFR V.V	1	3030072	—	—	—	—
9 786	SHAFT A-LVR TEMP V.V	1	3030075	—	—	—	—
6 854	SHROUD, W. V.V CORE	1	3048083	—	—	—	—
9 773	VALVE DEFR	1	3027508	—	—	—	—
9 786	VALVE, A-SEAL TEMP	1	3024557	—	—	—	—

LIGHT TRUCK
MODEL REFERENCE
1987 HEATER MODULE

PRODUCTION	^{VIN} DIV. CODE	USAGE	EDL. NO
C3054308	CT	DL 3	3

FRONT END SHEET METAL — HEATER

LIGHT TRUCK
1987 HEATER MODULE
(SEE MODEL REFERENCE FOR APPLICATION)

GROUP	DESCRIPTION	QTY	1	2	3	4	5
H 843	HEATER ASM	1	3054308	—	—	—	—
H 854	CASE, PIP	1	3054316	—	—	—	—
H 854	CASE, W/VALV FTR	1	3054318	—	—	—	—
H 854	CLAMP NTG COPE:HD TANK	1	3025501	—	—	—	—
H 854	CLAMP NTG COPE:IN-OUT TANK	1	3024673	—	—	—	—
H 854	HEATER, CORE	1	3027247	—	—	—	—
H 852	PLATE, W/BOLT FAT	1	3048367	—	—	—	—
H 175	SHAFT, W/VALV DEPR VLV	1	3030072	—	—	—	—
H 186	SHAFT, W/VALV TEMP VLV	1	3030075	—	—	—	—
H 854	SHROUD W/VALV CORE	1	3048302	—	—	—	—
H 175	VALVE, DEPR	1	3027338	—	—	—	—
H 186	VALVE, W/SEAL TEMP	1	3024967	—	—	—	—

LIGHT TRUCK
MODEL REFERENCE
1986 HEATER BLOWERS

PRODUCTION	VTM DIV. CODE	USAGE	COL	NO.
03058087	CT	CL.3	...	1

FRONT END SHEET METAL — HEATER

LIGHT TRUCK
1986 HEATER BLOWERS
(SEE MODEL REFERENCE FOR APPLICATION)

GROUP	DESCRIPTION	QTY	1	2	3	4	5
8 051	BLOWER HEATER	1	3058097	—	—	—	—
0 951	CASE W/OUOFF HTR	1	3029710	—	—	—	—
0 965	CONNECTOR 3"	1	6238704	—	—	—	—
0 951	FAN BLO	1	3037530	—	—	—	—
8 059	FITTING MOTOR COOLING	1	3013473	—	—	—	—
9 215	MOTOR BLO	1	22023945	—	—	—	—
8 045	SCREW (M4 2 X 1 4) X 13 PC 300)	AR	3042017	—	—	—	—
9 211	SCAL FORM (15 0 X 4 0 X 1 05)	1	3039873	—	—	—	—
8 959	TUBE MOTOR COOLING	1	3026927	—	—	—	—

LIGHT TRUCK
MODEL REFERENCE
1987 HEATER BLOWERS

PRODUCTION	VIN DIV. CODE	USAGE	COL	NO.
036058047	GT	UL,3 1

FRONT END SHEET METAL — HEATER

LIGHT TRUCK 1987 HEATER BLOWERS (SEE MODEL REFERENCE FOR APPLICATION)

GROUP	DESCRIPTION	QTY	1	2	3	4	5
8 857	RADIATOR HEATER	1	3056097	—	—	—	—
8 857	CASE W/CUTOFF F.P.	1	3076130	—	—	—	—
8 965	CONNECTOR R=	1	6288334	—	—	—	—
8 897	FAN R/D	1	3037558	—	—	—	—
8 899	FITTING WATER COOLING	1	3013476	—	—	—	—
9 215	MOTOR B.C.	1	22000246	—	—	—	—
8 845	SCREENING 2 X 1 41 X 13 FC 8001	4F	3042017	—	—	—	—
9 211	SEAL F049116 11 X 4 0 X 181	1	3038513	—	—	—	—

GROUP 9.000

BODY MOUNTING — AIR CONDITIONING

ALPHABETICAL INDEX

A			
A, ARM, Instrument Cluster Warning	9 765	GASKET, Instrument Cluster	9 749
		GASKET, Speedometer and Odometer	9 761
		FRITTE, Windshield Defroster	9 779
		REFORMET, Chassis Steel Mesh (Rubber)	9 775
		REFORMET, Radio Antenna(Fixed)	9 847
B		H	
BALL, A.C. Compressor (Internal Parts)	9 172	HEAD, A.C. Compressor	9 174
BEARING, A.C. Compressor (Internal Parts)	9 172	HEAD, Speedometer and Odometer	9 761
BEZEL, Air Duct	9 762	HOSE, Air Conditioning Compressor Suction and Discharge	9 226
BOLT, A.C. Compressor Mounting	9 173		
BOLT, Body to Frame	9 008	I	
BOLT, Engine Vacuum/Fuel Economy	9 755		
BOWDEN WIRE REPAIR, Air Flow Control	9 767	INDICATOR, Instrument Cluster Warning	9 765
BRACE, Radio Mounting	9 667		
BRACKET, A.C. Compressor Mounting	9 171	K	
BRACKET, Body Mounting	9 009		
BRACKET, Radio Antenna(Fixed)	9 847	KEY, A.C. Compressor Clutch Actuating	9 188
BRACKET, Radio Mounting	9 667		
BUSHING, A.C. Compressor (Internal Parts)	9 172	L	
C		M	
CAPACITOR, Radio Static Suppressor	9 863		
CASE, Instrument Cluster	9 763	MODOR, A.C. Evaporator Blower	9 215
CLIP, Instrument Cluster	9 764		
CLUSTER, Instrument Panel Gage	9 735	N	
CLUTCH DRIVE, A.C. Compressor Clutch Actuating	9 188		
COIL, A.C. Compressor Clutch Actuating	9 186	NOZZLE, Windshield Defroster	9 779
COMPRESSOR, Air Conditioning	9 170	NUT, A.C. Compressor Pulley	9 151
CONTROL, Air Flow Control	9 797	NUT KIT, Air Conditioning	9 170
COVER, A.C. Compressor (Internal Parts)	9 172	NUT, Radio Antenna(Fixed)	9 847
COVER, Air Conditioning Refrigerant	9 190		
COVER, Radio	9 650	O	
CUSHION, Body to Frame Bolt	9 023		
CYLINDER, Air Conditioning	9 170	O-RING, A.C. Compressor (Internal Parts)	9 172
		OIL, A.C. Maintenance	9 282
D		O-RING, A.C. Compressor Pressure Relief	9 178
		OUTLET, Air Distributor	9 756
DEFLECTOR, Air Outlet	9 280		
F			
FILTER, Instrument Cluster	9 748		
G			
GASKET, Air Conditioning Compressor Oil Test	9 177		

ALPHABETICAL INDEX

P

PIN, A.C. Compressor Pressure Relief	9 178
PISTON, A.C. Compressor (Internal Parts)	9 172
PLATE, A.C. Compressor (Internal Parts)	9 172
PLATE, Air Conditioning Compressor Suction and Discharge	9 228
PRINTED CIRCUIT, Instrument Cluster	9 744
PULLEY, A.C. Compressor Drive	9 180
PUMP KIT, A.C. Compressor (Internal Parts)	9 172

R

RACE, A.C. Compressor (Internal Parts)	9 172
RETAINER, A.C. Compressor Shaft	9 175
RETAINER, Air Flow Control	9 783
RETAINER, Body to Frame Bolt	9 011
RETAINER, Instrument Cluster Lens	9 747
RETAINER, Radio	9 650
RETAINER, Windshield Defroster	9 779
RING, A.C. Compressor (Internal Parts)	9 172
RING, A.C. Compressor Pulley	9 181
RING, A.C. Compressor Shaft	9 175

S

SCREEN, A.C. Compressor (Internal Parts)	9 172
SCREW, Air Conditioning Compressor Oil Test	9 177
SEAL, A.C. Compressor Shaft	9 175
SEAL, Air Conditioning Compressor Suction and Discharge	9 228
SEAL, Air Conditioning Evaporator Core Housing	9 211
SEAL, Air Duct	9 782
SEAL KIT, Air Conditioning	9 170
SEAT, A.C. Compressor (Internal Parts)	9 172
SHAFT, Air Conditioning	9 170
SHAFT, Air Distributor	9 786
SHAFT, Windshield Defroster	9 779
SHELL, Air Conditioning	9 170
SHIM, Body to Frame Bolt	9 023
SPACER, Body to Frame Bolt	9 023
SPRING, Speedometer and Odometer	9 761
STRAP, Radio Static Suppression	9 663
STUD, A.C. Compressor Mounting	9 173
SUPPORT, A.C. Compressor Mounting	9 171
SUPPORT, Body Mounting	9 009
SWITCH, Safety Light	9 773

T

TUBE, A.C. Compressor (Internal Parts)	9 172
TUBE KIT, A.C. Compressor (Internal Parts)	9 172

V

VALVE, A.C. Compressor (Internal Parts)	9 172
VALVE, A.C. Compressor Pressure Relief	9 178
VALVE, Air Distributor	9 786
VALVE, Air Inlet and Outlet	9 789
VALVE, Windshield Defroster	9 779

W

WASHER, Air Conditioning Hose	9 242
WASHER, Air Conditioning Outlet	9 282
WASHER, Body to Frame Bolt	9 023

BODY MOUNTING-AIR CONDITIONING-INSTRUMENT CLUSTER

9.008		BOLT, Body to Frame			
84-87	D1	14013710	2	1.90	BOLT, BODY HOLDN(≠4)
84-87	D1	14014369	2	1.15	BOLT, BODY HOLDN(≠3)
84-87	D3 W/Y5A, Y5C	15599971	AR	1.45	BOLT, RD HD SQ LK (NYLON LOCK) (5-13X1.25PC)
9.009		BRACKET-SUPPORT, Body Mounting			
84-87	D1	326419	RH	10.25	BRACKET, ≡3 BODY MT
84-87	D1	8274179	LH	10.25	BRACKET, ≡3 BODY MT
84-87	D1	14028288	1	4.80	BRACKET, BODY BOLT(≠2)
84-87	D1,3	14040692	2	5.30	BRACKET, BODY MT(≠1)
84	D3	14024587	2	5.60	BRACKET, BODY MOUNT(≠2)
84-87	D1	327889	LH	2.55	SUPPORT, BODY HOLD DOWN BOLT CUSH (≠4)
84-87	D1	327890	RH	2.55	SUPPORT, BODY HOLD DOWN BOLT CUSH (≠4)
9.011		RETAINER, Body to Frame Bolt			
84-87	D1,3	14027472	2	2.55	RETAINER, BODY BOLT LWR(≠1,2)
9.023		CUSHION-SHIM-SPACER-WASHER, Body to Frame Bolt			
84-86	D1	327100	2	6.95	CUSHION, BODY BOLT LWR(≠4)
84-86	D1	337751	2	6.95	CUSHION, BODY BOLT UPR(≠4)
84-86	D1	3909351	2	2.55	CUSHION, BODY BOLT LWR
84-86	D1	3946246	2	3.35	CUSHION, BODY BOLT UPR
84-86	D1,3	14032743	2	1.80	CUSHION, BODY BOLT LWR
84-86	D1,3	15597600	2	5.90	CUSHION, BODY BOLT UPR
84-86	D1,3	15597829	2	2.30	CUSHION, BODY BOLT LWR
84	D1	1489411	AR	1.25	SHIM, BODY HOLON BOLT(≠3)
84	D1,3	1489411	AR	1.25	SHIM, BODY HOLON BOLT(≠1)
84-87	D1	337773	2	.82	SPACER, BODY HOLD DOWN BOLT LWR CUSH (≠4)
84-87	D1	3946247	2	.82	SPACER, BODY HOLD DOWN BOLT CUSH (≠3)
84	D1	14002111	2	4.20	SPACER, DRIVETRAIN & FRT SUSP FRM INSL
85-87	D1	2387523	1	1.45	WASHER, BODY BOLT(7 629)
9.170		COMPRESSOR-CYLINDER-NUT KIT-SEAL KIT-SHAFT-SHELL, Air Conditioning			
84-86	D3 W/Y5B	12300270	1	N/L	COMPRESSOR, AXIAL COMPLIMETRIC
84-86	D3 W/Y5B	5914807	1	72.75	CYLINDER, W/O R SHF BRG
84-86	D3 W/Y5B	5914809	1	152.45	CYLINDER, W/PSHS, WOBBL PLT & SHF
84-86	D3 W/Y5B	6590589	1	4.34	NUT KIT, DR SHF & HD
84-87	D3 W/Y5B	6591958	1	6.00	SEAL KIT, CMPR
84-85	D3 W/Y5B	6599114	1	N/L	SEAL KIT, SHF
86	D1 W/Y5B	2724319	1	11.10	SEAL KIT, SHF
84-86	D3 W/Y5B	5914705	1	68.25	SHAFT, CMPR
84-85	D3 W/Y5B	2724176	1	81.75	SHELL, CMPR
9.171		BRACKET-SUPPORT, A.C. Compressor Mounting			
84-87	D3 W/Y5B	14033861	1	5.20	BRACKET, CMPR FRT
84-87	D3 W/Y5B	14033863	1	11.75	BRACKET, CMPR RR ADJ
84-87	D3 W/Y5B	14033866	1	8.85	BRACKET, CMPR RR UPR
84-87	D3 W/Y5B	14033864	1	7.50	SUPPORT, CMPR FRT
84-87	D3 W/Y5B	14033867	1	14.00	SUPPORT, RR CMPR BRK1
9.172		BALL-BEARING-BUSHING-COVER-O-RING-PISTON-PLATE-PUMP KIT-RACE-RING-SCREEN-SEAT-TUBE-TUBE KIT- VALVE, A.C. Compressor (Internal Parts)			
84-86	D3 W/Y5B	6555258	6	3.70	BALL, PSTN DR
84-86	D3 W/Y5B	6555259	2	3.95	BEARING, WOBBL PLT THD
84-86	D3 W/Y5B	6555440	2	6.90	BUSHING, DISCHARGE TUBE
84-86	D3 W/Y5B	6555755	1	2.15	COVER, SUCTION
84-86	D3 W/Y5B	5929144	1	.84	O-RING, OIL INL TUBE
84-86	D3 W/Y5B	6551150	3	18.20	PISTON, H/CMPR RATIO (TEFLON TYPE RING)
84-86	D3 W/Y5B	5914708	1	17.40	PLATE, DISCHARGE VLV FRT
84-86	D3 W/Y5B	5914709	1	17.40	PLATE, DISCHARGE VLV RR
84-86	D3 W/Y5B	6590594	1	9.75	PUMP KIT, CMPR OIL
84-86	D3 W/Y5B	8556000	AR	3.50	RACE, WOBBL PLT THD BRG (STAMPED Q)
84-86	D3 W/Y5B	8556050	AR	3.80	RACE, WOBBL PLT THD BRG (STAMPED S)

BODY MOUNTING-AIR CONDITIONING-INSTRUMENT CLUSTER

9.172		BALL-BEARING-BUSHING-COVER-O-RING-PISTON-PLATE-PUMP KIT-RACE-RING-SCREEN-SEAT-TUBE-TUBE KIT- VALVE.			A.C. Compressor (Internal Parts) (Con't)
84.85	D3 W/Y58	6556055	AR	3.95	RACE, WOBBLE PLT THR BRG (STAMPED 5.5)
84.85	D3 W/Y58	6556060	AR	3.95	RACE, WOBBLE PLT THR BRG (STAMPED 6)
84.85	D3 W/Y58	6556065	AR	3.95	RACE, WOBBLE PLT THR BRG (STAMPED 6.5)
84.85	D3 W/Y58	6556070	AR	2.80	RACE, WOBBLE PLT THR BRG (STAMPED 7)
84.85	D3 W/Y58	6556075	AR	2.95	RACE, WOBBLE PLT THR BRG (STAMPED 7.5)
84.85	D3 W/Y58	6556080	AR	2.95	RACE, WOBBLE PLT THR BRG (STAMPED 8)
84.85	D3 W/Y58	6556085	AR	3.80	RACE, WOBBLE PLT THR BRG (STAMPED 8.5)
84.85	D3 W/Y58	6556090	AR	2.95	RACE, WOBBLE PLT THR BRG (STAMPED 9)
84.85	D3 W/Y58	6556095	AR	3.95	RACE, WOBBLE PLT THR BRG (STAMPED 9.5)
84.85	D3 W/Y58	6556100	AR	2.95	RACE, WOBBLE PLT THR BRG (STAMPED 10)
84.85	D3 W/Y58	6556105	AR	3.80	RACE, WOBBLE PLT THR BRG (STAMPED 10.5)
84.85	D3 W/Y58	6556110	AR	3.80	RACE, WOBBLE PLT THR BRG (STAMPED 11)
84.85	D3 W/Y58	6556115	AR	3.80	RACE, WOBBLE PLT THR BRG (STAMPED 11.5)
84.85	D3 W/Y58	6556120	AR	3.15	RACE, WOBBLE PLT THR BRG (STAMPED 12)
84.85	D3 W/Y58	6556605	6	2.75	RING, PSTN(TF. ON)
84.85	D3 W/Y58	6556288	1	2.00	SCREEN, CMPR FREQ INL
84.85	D3 W/Y58	6556175	AR	4.50	SEAT, PSTN DR BALL (STAMPED 17.5)
84.85	D3 W/Y58	6556180	AR	4.50	SEAT, PSTN DR BALL (STAMPED 18)
84.85	D3 W/Y58	6556185	AR	4.50	SEAT, PSTN DR BALL (STAMPED 18.5)
84.85	D3 W/Y58	6556190	AR	4.35	SEAT, PSTN DR BALL (STAMPED 19)
84.85	D3 W/Y58	6556195	AR	4.50	SEAT, PSTN DR BALL (STAMPED 19.5)
84.85	D3 W/Y58	6556200	AR	4.50	SEAT, PSTN DR BALL (STAMPED 20)
84.85	D3 W/Y58	6556205	AR	4.35	SEAT, PSTN DR BALL (STAMPED 20.5)
84.85	D3 W/Y58	6556210	AR	4.35	SEAT, PSTN DR BALL (STAMPED 21)
84.85	D3 W/Y58	6556215	AR	4.50	SEAT, PSTN DR BALL (STAMPED 21.5)
84.85	D3 W/Y58	6556220	AR	4.35	SEAT, PSTN DR BALL (STAMPED 22)
84.85	D3 W/Y58	6557000	AR	3.55	SEAT, PSTN DR BALL (STAMPED 0)
84.85	D3 W/Y58	6556298	1	1.35	TUBE, CMPR OIL PUMP SUC
84.85	D3 W/Y58	6590592	1	23.75	TUBE KIT, MANIF DISCHARGE CR OVER
84.85	D3 W/Y58	6556279	2	8.05	VALVE, SUC/REED FRT & RR
9.173		BOLT-STUD, A.C. Compressor Mounting			
84.87	D3	14028922	1	87	BOLT, CMPR RR ADJ BRKT SUPT
84.85	D3 W/Y58	10006333	1	1.05	STUD, A.C. CMPR PIV(4.085)
9.174		HEAD, A.C. Compressor			
84.85	D3 W/Y58	6556283	1	35.05	HEAD, CMPR FRT
84.85	D3 W/Y58	6557067	1	29.55	HEAD, CMPR RR INON SW TYPE
9.175		RETAINER-RING-SEAL, A.C. Compressor Shaft			
84.85	D3 W/Y58	6556076	1	.58	RETAINER, SLEEVE SEAL
84.85	D3 W/Y58	6590591	1	5.15	RETAINER, CMPR RING
84.85	D3 W/Y58	6555330	1	2.53	RING, CLU ACTR COIL HSG RET
84.85	D3 W/Y58	6556767	1	1.15	RING, SEAL SEAT RET
84.85	D3 W/Y58	6556077	1	.84	SEAL, SLEEVE(FELT)
9.177		GASKET-SCREW, Air Conditioning Compressor Oil Test			
84.85	D3 W/Y58	6856686	1	.88	GASKET, OIL DRN SCP
84.85	D3 W/Y58	6856684	1	1.40	SCREW, CMPR OIL DRN HOLE
9.178		O RING-PIN-VALVE, A.C. Compressor Pressure Relief			
84.86	D3 W/Y58	6556437	2	1.15	O RING, PRESS HIF VLV
84.85	D3 W/Y58	6590688	1	1.50	PIN, CYL IDC
84.85	D3 W/Y58	6914436	1	13.20	VALVE, PRESS HIF
9.180		PULLEY, A.C. Compressor Drive			
84.85	D3 W/Y58	6550750	1	N.L.	PULLEY, W/BRG(5.00 DIA)

BODY MOUNTING-AIR CONDITIONING-INSTRUMENT CLUSTER

9.181		NUT-RING, A.C. Compressor Pulley			
84-85	D3 W/Y5B	8555923	1	1.04	NUT, DR SHF(FLG TYPE)
84-85	D3 W/Y5B	8555329	1	1.77	RING, PUL BPG TO HD RET
84-85	D3 W/Y5B	8555338	1	.80	RING, PUL BPG TO PLL HUB RET
9.186		COIL, A.C. Compressor Clutch Actuating			
84-85	D3 W/Y5B	6550835	1	N.L.	COIL, W/HSG
9.188		CLUTCH DRIVE-KEY, A.C. Compressor Clutch Actuating			
84-85	D3 W/Y5B	5914719	1	N.L.	CLUTCH DRIVE.
84-85	D3 W/Y5B	8555320	1	1.93	KEY, CLU HUB
9.190		COVER, Air Conditioning Refrigerant			
84-87	D3 W/Y5D	15538509	1	310.00	COVER, A/C CONDENSER(AMBIANCE)
9.211		SEAL, Air Conditioning Evaporator Core Housing			
86	D1, 3	3038673	1	1.85	SEAL, FOAM(5 X 4 X .38)
9.215		MOTOR, A.C. Evaporator Blower			
84	D1, 3	15594124	1	201.00	MOTOR, EVAP BLOWER
84-87	D3 W/Y5D	15537728	1	418.00	MOTOR, A/C EVAP BLO
9.226		HOSE-PLATE-SEAL, Air Conditioning Compressor Suction and Discharge			
84-87	D3	14072408	1	313.00	HOSE, CMPR & CNDSR
86	D3 W/Y5B	8554432	1	2.85	PLATE, HOSE
84-85	D3 W/Y5B	5887997	2	.37	SEAL, SUC DISCHARGE PORTS
9.242		WASHER, Air Conditioning Hose			
84-87	D3 W/Y5B	3903572	2	.40	WASHER, A/C CMPR & CNDSR HOSE CLIP
9.262		WASHER, Air Conditioning Outlet			
84-87	D3 W/Y5D	14091258	2	.28	WASHER, LVR MTG(3.690)
9.264		DEFLECTOR, Air Outlet			
84-87	D1, 3	15591085	LH	2.70	DEFLECTOR, PLENUM SPNDL WAT
86-87	D1, 3	15591088	RH	2.70	DEFLECTOR, PLENUM SPNDL WAT
9.282		OIL, A.C. Maintenance			
84-86	D3 W/Y5B	5418939	4R	15.10	OIL, CMPR
9.647		BRACKET-GROMMET-NUT, Radio Antenna(Fixed)			
84-87	D1	14072445	1	9.25	BRACKET, RDO ANT
84-87	D3 W/Y5J	14072445	1	9.25	BRACKET, RDO ANT
84	D1	15599990	1	1.05	GROMMET, ANT CABLE
84-87	D1, 3	14078298	1	.75	GROMMET, RDO ANT CRI
85-87	D1	15599990	2	1.05	GROMMET, RDO ANT CRI
84-87	D1	15599994	8	.42	NUT, RDO ANT BRKT
84-86	D1, 3	3792267	AR	.65	NUT, RDO ANT BRKT(3.704)
84-87	D3 W/Y5J	15599994	8	.42	NUT, RDO ANT BRKT
9.650		COVER-RETAINER, Radio			
85-87	D1, 3 W/Y5A, Y5C, Y5R	14023007	1	1.95	COVER, I/P RDO DPG
84-87	D1	486707	1	.35	RETAINER, INST PN, RDO DPG CVR
84-86	D3 W/Y5A, Y5C, Y5R	486707	1	.35	RETAINER, INST PN, RDO DPG CVR
9.663		CAPACITOR-STRAP, Radio Static Suppression			
84-86	D1	1988380	1	15.35	CAPACITOR, RDO GEN
84-87	D1, 3	15599222	1	16.05	CAPACITOR, RDO WSW MTR
84-87	D1, 3	15599223	1	5.50	CAPACITOR, RDO BLO MTR
84-87	D1, 3	15599224	1	5.50	CAPACITOR, RDO HDPM
84-87	D1, 3	15599225	1	3.55	CAPACITOR, VEH ACSRY POS TERM BOARD
84-86	D3 W/Y5F	1988380	1	15.35	CAPACITOR, RDO GEN
84-86	D1, 3	5287160	1	4.70	STRAP, RDO SUSPRESS GRD (1.0 1/2") (2.341)
9.667		BRACE-BRACKET, Radio Mounting			
84-87	D1	14072439	1	4.95	BRACE, RDO
84-87	D1	14072440	1	5.35	BRACE, RDO
84-87	D1	14072441	1	4.40	BRACE, RDO
84-87	D1	14072442	1	1.95	BRACKET, RDO FRT
84-87	D1	15599962	1	50.50	BRACKET, RDO(TD BRACE)
84-87	D1	15599963	1	1.07	BRACKET, RDO RH(TD W/H(1.70)
84-87	D1	15599964	1	.43	BRACKET, RDO CTR(TD W/H(1.04)

BODY MOUNTING-AIR CONDITIONING-INSTRUMENT CLUSTER

9.667	BRACE-BRACKET, Radio Mounting	(Con't)
84-87 D3 W/Y58	14075846 1	43.75 BRACKET, RDD
84-87 D3 W/Y58	14075847 RH	4.60 BRACKET, RDD
84-87 D3 W/Y58	14075848 LH	7.10 BRACKET, RDD
9.736	CLUSTER, Instrument Panel Gage	
84-87 D1, 3	25052807 1	153.84 CLUSTER, INST
9.743	CASE, Instrument Cluster	
84-87 D1, 3	25053622 1	49.25 CASE, CSTR
9.744	CLIP-PRINTED CIRCUIT, Instrument Cluster	
84-87 D1, 3	8986000 1	30 CLIP, GAGE CONN
84-87 D1, 3	25053623 1	15.10 PRINTED CIRCUIT,
9.747	RETAINER, Instrument Cluster Lens	
84-86 D1, 3 (EXC GAGES)	6497471 1	11.10 RETAINER, TELLTALE
9.748	FILTER-LENS, Instrument Cluster	
84-87 D1, 3	6497475 1	75 FILTER, INST CSTR (HI BEAM)
84-87 D1, 3	6497476 1	77 FILTER, INST CSTR TELLTALE (TURN SIG)
84 D1, 3	25022883 1	2.34 FILTER, OIL TEMP
84-86 D1, 3	25022884 1	1.58 FILTER, SEAT BELT
84-86 D1, 3	25049900 1	2.28 FILTER, 4 WHL LK COOLANT
84-87 D1, 3	25076586 1	3.82 FILTER, 4 WHL LK OIL
84-87 D1, 3	25017376 1	25.80 LENS, INST CSTR
9.749	GASKET, Instrument Cluster	
84-87 D1, 3	8497483 1	74 GASKET, INST CSTR (HI BEAM FILTER)
84-87 D1, 3	25015099 1	.63 GASKET, TURN S G FILTER
9.755	BOLT, Engine Vacuum (Fuel Economy)	
85-86 D1, 3	14062380 4R	47 BOLT, CANCEL SW(16.46C)
9.761	GASKET-HEAD-SPRING, Speedometer and Odometer	
84 D1, 3	26046878 1	2.24 GASKET, SPEEDO
84-87 D1, 3	26062373 1	61.00 HEAD, SPEEDO(MILES-KILO)
84-87 D1, 3	26020887 1	2.24 SPRING, SPEEDO LK
9.765	ALARM-INDICATOR, Instrument Cluster Warning	
84-87 D1, 3	1253837 1	10.40 ALARM, ST REIT TIMEH
84 D3	22529441 1	NL ALARM, DOOR OPEN(2.195)
85-87 D3	22529441 1	NL ALARM, DOOR OPEN(2.195)
84-87 D1, 3	14066882 1	3.55 INDICATOR, GLOW PLUGS & WATER IN FUEL
9.773	SWITCH, Safety Light	
84-86 D3 W/Y58	14072338 1	11.95 SWITCH, EXTR FLOODLP
9.775	GROMMET, Chassis Sheet Metal(Rubber)	
84-86 D1, 3	474579 1	35 GROMMET, SPEEDO CBL
84-87 D1, 3	3879756 1	71 GROMMET, BAT BOOST CBL
84-86 D3	3861804 1	26 GROMMET, FUEL SCR GRD WIRE
84-87 D3 W/Y5A, Y5J	343124 1	11.10 GROMMET, BAT CBL(3003)
9.779	GRILLE-NOZZLE-RETAINER-SHAFT-VALVE, Windshield Defroster	
84-87 D1, 3	14064924 2	1.55 GRILLE, DEFR DUCT
84-87 D1, 3	14074319 1	15.00 NOZZLE, DEFR AIR
85-86 D1, 3	20664092 1	11 RETAINER, W/S DEFR NOZ(1.278)
84-86 D1, 3	3030072 1	8.15 SHAFT, W/S VR, DEFR VLV
84-86 D1, 3	3027308 1	12.55 VALVE, DEFR
9.782	BEZEL-SEAL, Air Duct	
84-87 D1, 3	15590405 LH	10.10 BEZEL, AIR VENT VLV
84-87 D1, 3	15590408 RH	10.10 BEZEL, AIR VENT VLV
84-87 D1, 3	15583572 RH	1.15 SEAL, AIR VENT VLV BZL
84-87 D1, 3	15583573 LH	1.15 SEAL, AIR VENT VLV BZL
9.786	OUTLET-SHAFT-VALVE, Air Distributor	
84-87 D1, 3	14013122 1	2.55 OUTLET, HTR AIR
84-86 D1, 3	3030075 1	6.95 SHAFT, W/LVR, TEMP VLV
84-86 D1, 3	3024887 1	8.30 VALVE, W/SEAL, TEMP
9.787	BOWDEN WIRE REPAIR-CONTROL-RETAINER, Air Flow Control	
84-87 D1, 3	8258964 4R	33.25 BOWDEN WIRE REPAIR (13'H5G & 60'WIRE)

BODY MOUNTING-AIR CONDITIONING-INSTRUMENT CLUSTER

**9.787 BOWDEN WIRE REPAIR-CONTROL-RETAINER, Air Flow Control
(Can't)**

84-87	D1, 3	486717	2	93	CONTROL, AIR VENT VLV
84-87	D3 W/Y5D	3929059	1	37	RETAINER, PATIENT ASST

9.789 VALVE, Air Inlet and Outlet

84-87	D1, 3	489851	2	495	VALVE, AIR VENT
-------	-------	--------	---	-----	-----------------

NOTES

LIGHT TRUCK

MODEL REFERENCE

1986 AIR CONDITIONING COMPRESSORS

PRODUCTION	VIN DIV. CODE	USAGE	CSL. NO.
01171107	C	D2 W/Y5R	1

**LIGHT TRUCK
1986 AIR CONDITIONING COMPRESSORS
(SEE MODEL REFERENCE FOR APPLICATION)**

GROUP	DESCRIPTION	QTY	1	2	3	4	5
9 170	COMPRESSOR(PRODUCTION)	1	3131197	—	—	—	—
9 170	COMPRESSOR(SERVICE)	1	12300230	—	—	—	—
9 172	GALL PISTON DRIVE	1	6553258	—	—	—	—
9 181	BEARING,PULLEY	1	903287	—	—	—	—
9 172	BEARING,MOBBLE PLT THRUST	1	6553259	—	—	—	—
9 172	BUSHING,DISCHARGE TUBE	2	6553440	—	—	—	—
9 188	CLUTCH DRIVE	1	5914719	—	—	—	—
9 196	COIL W/HOUSING CLUTCH	1	6550835	—	—	—	—
9 170	CYLINDER,W/DRIVE SHAFT BEARING	1	5914807	—	—	—	—
9 170	CYLINDER,W/PISTON MOBBLE PLT & SHAFT	1	5914809	—	—	—	—
9 177	GASKET OIL DRAIN SCREW	1	5853596	—	—	—	—
9 173	HEAD,CMPR FR	1	6553283	—	—	—	—
9 174	HEAD,CMPR RR	1	6557057	—	—	—	—
9 188	KEY CLU HUB	1	6553320	—	—	—	—
9 170	NJT DRIVE SHAFT & HEAD	1	6590589	—	—	—	—
9 181	NJT DRIVE SHAFT(PLS TYPE)	1	6556323	—	—	—	—
9 178	O/RING HIGH PRESS PLF VLV	2	6554437	—	—	—	—
9 172	O/RING OIL INI TUBE	1	5829144	—	—	—	—
9 276	O/RING SUC/DISCHARGE PORTS	2	5887387	—	—	—	—
9 282	OIL CMPR	1	4416395	—	—	—	—
9 178	PCM CYLINDER INDICATOR	1	6580586	—	—	—	—
9 939	PCM HEAD LOCATION	1	274786	—	—	—	—
9 172	PISTON HT COMPRESSION(12 & 13FLM)	3	6561350	—	—	—	—
9 172	PLATE,DISCHARGE VLV FR	1	5914708	—	—	—	—
9 172	PLATE,DISCHARGE VLV RR	1	5914709	—	—	—	—
9 276	PLATE,POSE	1	6564432	—	—	—	—
9 181	PULLEY W/BEARING(5.00 DIA)	1	6567060	—	—	—	—
9 172	PUMP CMPR/INH & OTH ROTORS	1	6590594	—	—	—	—
9 172	RACE W/DRIVE PLT INH/ST/STAMPED OI	3	6566000	—	—	—	—
9 175	RETAINER,CMPR RING	1	6590591	—	—	—	—
9 175	RETAINER SLEEVE SEAL	1	6556076	—	—	—	—
9 175	RING CLUTCH ACTUATOR COIL HOUSING	1	6555330	—	—	—	—
9 172	RING PISTON(REFLOW)	6	6556605	—	—	—	—
9 181	RING PULLEY BEARING "O" PULLEY HUB RETAINER	1	6555330	—	—	—	—
9 181	RING PULLEY BRG TO FRN HEAD	1	6555329	—	—	—	—
9 175	RING SEAL SEAT RET	1	6556767	—	—	—	—
9 172	SCREEN,CMPR FREON IN	1	6555299	—	—	—	—
9 177	SCREW CMPR OIL DRAIN HOLE	1	5858694	—	—	—	—
9 900	SCREW FLT	1	10000400	—	—	—	—
9 170	SEAL KIT, SHAFT	1	2724119	—	—	—	—
9 172	SEAL,CMPR	1	6591956	—	—	—	—
9 170	SEAL SHAFT	1	6599114	—	—	—	—
9 175	SEAL SLEEVE FELT	1	6556017	—	—	—	—
9 172	SEAT PISTON DRIVE BALL(STAMPED OI)	1	6557000	—	—	—	—
9 170	SHAFT COMPRESSOR	1	5914705	—	—	—	—
9 170	SHELL CMPR	1	2724116	—	—	—	—
9 172	TUBE CMPR OIL PUMP SUCTON	1	6555298	—	—	—	—
9 172	TUBE,MANIF DISCHARGE CROSSOVER	6	6590592	—	—	—	—
9 178	VALVE PRESS PLT	1	5914435	—	—	—	—
9 172	VALVE SUCTION REED,FR & RR	2	6555279	—	—	—	—

LIGHT TRUCK

MODEL REFERENCE

1987 AIR CONDITIONING COMPRESSORS

PRODUCTION	^{VIN} DIV. CODE	USAGE	COL NO
01111197	C	01 W/V5D	1

**LIGHT TRUCK
1987 AIR CONDITIONING COMPRESSORS
(SEE MODEL REFERENCE FOR APPLICATION)**

GROUP	DESCRIPTION	QTY	1	2	3	4	5
9 170	COMPRESSOR (PRODUCTION)	1	1131197	—	—	—	—
9 170	COMPRESSOR (SERVICE)	1	12300250	—	—	—	—
9 172	BALL PISTON DRIVE	1	6586268	—	—	—	—
9 181	BEARING, PL. I/F	1	908297	—	—	—	—
9 172	BEARING, WORM & PLT THRU	1	6586268	—	—	—	—
9 172	BUSHING, DISCHARGE TUBE	2	6586440	—	—	—	—
9 188	CLUTCH BEARING	1	6914719	—	—	—	—
9 156	COIL HOUSING CLUTCH	1	6586268	—	—	—	—
9 170	CYLINDER W/DRIVE SHAFT BEARING	1	6914637	—	—	—	—
9 170	CYLINDER W/PISTON WORM & PLT & SHAFT	1	5914639	—	—	—	—
9 177	GASKET OIL DRAIN SCREW	1	5866006	—	—	—	—
9 174	HEAD COVER FF	1	6586280	—	—	—	—
9 174	HEAD COVER RF	1	6586067	—	—	—	—
9 189	KEY OIL HUB	1	6586320	—	—	—	—
9 170	NUT, DRIVE SHAFT & HEAD	1	6590590	—	—	—	—
9 181	NUT, DRIVE SHAFT, PLG TYPE	1	6586320	—	—	—	—
9 178	ORING HIGH PRESSURE VLV	2	6586437	—	—	—	—
9 177	ORING OIL INL THRE	1	6929144	—	—	—	—
9 226	ORING SLO/DISC/CHARGE HOLES	2	6887997	—	—	—	—
9 267	OIL COVER	1	6416339	—	—	—	—
9 178	PLN CYLINDER LOCATOR	1	6590586	—	—	—	—
9 189	PLN HEAD LOCATOR	1	274709	—	—	—	—
9 172	PLSICH HI COMPRESSOR (12 & TEFLOW)	1	6591150	—	—	—	—
9 172	PLATE DISCHARGE VLV CRT	1	6914706	—	—	—	—
9 172	PLATE DISCHARGE VLV DR	1	6914709	—	—	—	—
9 226	PLATE HOSE	1	6586432	—	—	—	—
9 180	PULLEY W/BEARING (5 CO DIA)	1	6587050	—	—	—	—
9 172	PUMP COVER, INO & 270 MOTOR	1	6590594	—	—	—	—
9 172	PAGE WORM & PLT THRU (STAMPED OIL)	1	6586000	—	—	—	—
9 175	RETAINER COVER RING	1	6590591	—	—	—	—
9 175	RETAINER SLEEVE SEAL	1	6586076	—	—	—	—
9 175	RING CLUTCH ACTUATOR COIL HOUSING	1	6586330	—	—	—	—
9 172	RING PISTON (TEFLOW)	1	6586335	—	—	—	—
9 181	RING PULLEY BEARING TO PULLEY HUB RETAINER	1	6586338	—	—	—	—
9 181	RING PULLEY BRG TO FRT HEAD	1	6586329	—	—	—	—
9 175	RING SEAL SEAT RET	1	6586767	—	—	—	—
9 172	SCREW COVER FROTH OIL	1	6586294	—	—	—	—
9 177	SCREW COVER OIL DRAIN HOLE	1	6586894	—	—	—	—
9 900	SCREW P.T.	1	10030430	—	—	—	—
9 170	SEAL KIT SHAFT	1	2724711	—	—	—	—
9 172	SEAL COVER	1	6581056	—	—	—	—
9 170	SEAL SHAFT	1	6586114	—	—	—	—
9 175	SEAL SLEEVE FELT	1	6586077	—	—	—	—
9 172	SEAT PISTON DRIVE BALL (STAMPED OIL)	1	6586000	—	—	—	—
9 170	SHAFT, COMPRESSOR	1	5914706	—	—	—	—
9 170	SHELL COVER	1	2724706	—	—	—	—
9 172	TUBE COVER OIL PUMP SECTION	1	6586298	—	—	—	—
9 172	TUBE NANTIF DISCHARGE COVER	1	6586292	—	—	—	—
9 173	VALVE PRESS R.F.	1	6914436	—	—	—	—
9 172	VALVE SECTION REFR (FF & FR)	2	6586270	—	—	—	—

BODY MOUNTING-AIR CONDITIONING-INSTRUMENT CLUSTER

1985 LIGHT TRUCK CUSHION ASSEMBLIES

MODEL	CUSHION POSITION	#1	#2	#3	#4	#5	#6	#7
C1	UPR	15597600	15597500	3946246	337751	—	—	—
	LWR	15597629	15597529	3909751	327100	—	—	—
C3	UPR	15597600	15597500	—	—	—	—	—
	LWR	15597629	15597529	—	—	—	—	—

BODY MOUNTING-AIR CONDITIONING-INSTRUMENT CLUSTER

1986 LIGHT TRUCK CUSHION ASSEMBLIES

MODEL	CUSHION POSITION	#1	#2	#3	#4	#5	#6	#7
01	UPR	15597500	15597600	0945245	137751	—	—	—
	LWR	15597525	15597629	0909751	127100	—	—	—
13	UPR	15597500	15597600	—	—	—	—	—
	LWR	15597525	15597629	—	—	—	—	—

BODY MOUNTING-AIR CONDITIONING-INSTRUMENT CLUSTER

1987 LIGHT TRUCK CUSHION ASSEMBLIES

MODEL	CUSHION POSITION	#1	#2	#3	#4	#5	#6	#7
J1	UPR	16587600	16597600	3946246	337751	—	—	—
	LWR	16587629	16597629	3909151	327100	—	—	—
J3	UPR	16587600	16597600	—	—	—	—	—
	LWR	16587629	16597629	—	—	—	—	—

[illegible]

1985 INSTRUMENT CLUSTERS

PRODUC- TION NUMBER	DIV	LSAGE	COLUMN
25052807	CT	01.3	.

BODY MOUNTING - AIR CONDITIONING -INSTRUMENT CLUSTER

1986 INSTRUMENT CLUSTERS

GROUP	DESCRIPTION	QTY	1	2	3	4	5
9 715	INSTRUMENT CLUSTER	1	25052807	—	—	—	—
9 743	CASE CSTR	1	25053622	—	—	—	—
9 744	CLIP GAGE	1	0986000	—	—	—	—
9 748	FILTER, HI OIL	1	6497475	—	—	—	—
9 749	FILTER, TURN SIGNAL	2	6497475	—	—	—	—
9 748	FILTER, 4 WHEEL OIL	1	25076586	—	—	—	—
3 108	GAGE FUEL W/RES	1	6413429	—	—	—	—
2 515	GAGE, VOLTIGEN #1	1	25053500	—	—	—	—
2 515	GAGE, VOLTIGEN #2	1	25053501	—	—	—	—
9 749	GASKET	1	25015099	—	—	—	—
9 749	GASKET, FILTER HI OIL	1	6497403	—	—	—	—
9 761	HEAD SPEEDO	1	25052073	—	—	—	—
9 748	LENS, CSTR	1	25017376	—	—	—	—
9 744	PRINTED CIRCUIT	1	25053621	—	—	—	—
9 761	SPRING, SPD LG	1	25020607	—	—	—	—

1986 INSTRUMENT CLUSTERS

PRODUC- TION NUMBER	DIV	USAGE	COLUMN
25052RG7	CT	01 3	1

BODY MOUNTING - AIR CONDITIONING -INSTRUMENT CLUSTER

1986 INSTRUMENT CLUSTERS

GROUP	DESCRIPTION	QTY	1	2	3	4	5
9 735	INSTRUMENT CLUSTER	1	25052807	—	—	—	—
9 743	CASE CSTR	1	25051522	—	—	—	—
9 744	CLIP GAGE	AR	53860000	—	—	—	—
9 748	FILTER HI BEAM	1	5491475	—	—	—	—
9 748	FILTER TURN SIGNAL	2	5491476	—	—	—	—
9 748	FILTER 4-WHL LK-051	1	25076586	—	—	—	—
9 748	GAGE FUEL AIR FFS	1	5403429	—	—	—	—
9 748	GAGE VOLT GEN #1	1	25051500	—	—	—	—
9 748	GAGE VOLT GEN #2	1	25051501	—	—	—	—
9 749	GASKET	2	25015099	—	—	—	—
9 749	GASKET FILTER HT-BEAM	1	5491483	—	—	—	—
9 761	MIAO SPEEDO	1	25042373	—	—	—	—
9 748	LENS CSTR	1	25011376	—	—	—	—
9 744	PRINTED CIRCUIT	1	25051621	—	—	—	—
9 761	SPRING SPD LAG	1	25020687	—	—	—	—

1987 INSTRUMENT CLUSTERS

PRODUC- TION NUMBER	DIV	USAGE	COLUMN
26052807	CT	01.3	1

BODY MOUNTING - AIR CONDITIONING -INSTRUMENT CLUSTER

1987 INSTRUMENT CLUSTERS

GROUP	DESCRIPTION	QTY	1	2	3	4	5
9 715	INSTRUMENT CLUSTER	1	25052807	—	—	—	—
9 743	CASE CSTR	1	25053622	—	—	—	—
9 744	CLIP GAGE	AA	8956000	—	—	—	—
9 743	FILTER HI-BEAM	1	6497475	—	—	—	—
9 743	FILTER TUPR SIGNAL	2	6497476	—	—	—	—
9 743	FILTER 4-AH1 .K-QTI	1	25076586	—	—	—	—
3 103	GAGE FJEL M/RFS	1	6433429	—	—	—	—
2 515	GAGE VCI TIGEN PL1	1	25053500	—	—	—	—
2 515	GAGE VCI TIGEN R21	1	25053501	—	—	—	—
9 749	GAGE	2	25015099	—	—	—	—
9 749	GAGE FILTER HI-BEAM	1	6497465	—	—	—	—
9 761	HEAD SPEECH	1	25052375	—	—	—	—
9 743	PHS CSTR	1	25017376	—	—	—	—
9 744	PRINTED CIRCUIT	1	25053623	—	—	—	—
4 761	SPRING SPR .KG	1	25023887	—	—	—	—

GROUP 16.000

TRUCK — CAB & BODY PARTS

ALPHABETICAL INDEX

A			
ADJUSTER, Seat Adjusting, Folding	16 682	COVER, Instrument Panel	16 081
ARMATURE, Windshield Wiper Motor	16 084	COVER, Mirror Rear View	16 069
ARM, Front, Seat	16 155	COVER, Seat Adjusting, Folding	16 682
ARM, Windshield Wiper Transmission	16 083	COVER, Seat Back	16 720
		COVER, Seat Back	16 724
		COVER, Top, Floor Pan Access	16 547
		COVER, Windshield Wiper Motor	16 084
		CRANK ARM, Windshield Wiper Motor	16 064
		CYLINDER, Instrument Panel Compartment	16 110
B		D	
BELT, Accessory Seat Belts	16 714	DIFFLECTOR, Cow Side	16 551
BLADE, Windshield Wiper	16 082	DISC, Windshield Wiper Motor	16 084
BOLT, Accessory Seat Belts	16 714	DISC, Windshield Wiper Washer	16 085
BOLT, Instrument Panel	16 090	DOOR, Body Side Asm	16 570
BOLT, Mirror Rear View	16 089	DOOR, Instrument Panel Compartment	16 110
BOLT, Seat	16 686	DOOR WELD, Front and Side Door	16 150
BOLT, Seat Back	16 720		
BOLT, Seat Bottom, Back	16 718		
BOLT, Windshield Wiper Motor	16 084		
BRACE, Instrument Panel	16 085		
BRACKET, Instrument Panel	16 085		
BRACKET, Mirror Rear View	16 069		
BRACKET, Seat	16 155		
BRACKET, Seat	16 686		
BRACKET, Seat Adjusting, Folding	16 682		
BUSH, Windshield Wiper Motor	16 084		
BUMPER, Body Side Asm	16 570		
BUMPER, Door	16 400		
BUMPER, Instrument Panel Compartment	16 110		
BUMPER, Side Door Glass Sash	16 190		
BUSHING, Door Hinge	16 323		
BUSHING, Front Door Window Vent Anchors	16 176		
BUSHING, Seat	16 674		
BUSHING, Seat Adjusting, Folding	16 682		
BUSHING, Seat Back	16 720		
BUSHING, Seat Bottom, Back	16 716		
BUTTON, Door Outside Handle	16 353		
C		E	
CABLE, Seat Adjusting, Folding	16 682	ESCUTCHEON, Instrument Panel Compartment	16 110
CAM, Door and End Gate Upper Guide	16 261	EXTENSION, Body and Door Frame Hinge	16 507
CAP, Body Side Window	16 460	EXTENSION, Body Side Asm	16 570
CAP, Windshield Reveal (Exterior)	16 041	EXTENSION, Floor	16 545
CAP, Windshield Wiper Motor	16 084		
CAP, Windshield Wiper Washer	16 065		
CASE, Instrument Panel Compartment	16 110		
CATCH, Seat	16 674		
CHANNEL, Side Door Glass Sash	16 190		
CLAMP, Mirror Rear View	16 069		
CLAMP, Seat Bottom, Back	16 716		
CLIP, Door Lock Remote	16 341		
CLIP, Door Outside Handle	16 353		
CLIP, Door Vertical Lock	16 332		
CLUTCH, Door and End Gate Window	16 260		
COMPARTMENT, Instrument Panel	16 100		
CONTAINER, Windshield Wiper Washer	16 065		
CONTROL, Door Lock Remote	16 341		
		F	
		FASTENER, Side Front Door And Seat	16 185
		FILLER, Door Opening	16 600
		FILLER, Side Door Glass Sash	16 190
		FILTER, Windshield Wiper Washer	16 065
		FRAME, Bucket Seat	16 679
		FRAME, Front and Side Door	16 150
		FRAME, Seat Back	16 720
		FRAME, Seat Bottom, Back	16 716
		G	
		GASKET, Door Outside Handle	16 353
		GASKET, Front and Side Door	16 150
		GASKET, Mirror Rear View	16 069
		GASKET, Windshield Wiper Motor	16 084
		GASKET, Windshield Wiper Washer	16 065
		GEAR, Windshield Wiper Transmission	16 083
		GLASS, Back Window Or Rear Door	16 464
		GLASS, Body Side Window	16 460
		GLASS, Front Door Window Vent	16 174
		GLASS, Side Door	16 180
		GLASS, Windshield	16 085
		GROMMET, Door Remote Lock	16 157
		GROMMET, Mirror Rear View	16 069

ALPHABETICAL INDEX

GRUMMET, Seat
GRUMMET, Windshield Wiper Motor
GUIDE, Roof Top and Top Side Panels and
Garnish

16 874
16 084
16 585

H

HANDLE, Door Outside Locking
HANDLE, Window Regulator
HANGE, Door Hanging
HANGE, Seat Bottom, Back
HOUSING, Ash Tray
HOUSING, Dome Lamp

18 350
16 275
16 325
16 716
16 125
16 495

I

INSERT, Windshield Wiper
INSULATION, Floor
INSULATOR, Body and Door Frame Hinge
INSULATOR, Dash
INSULATOR, Door Remote Lock
INSULATOR, Floor
INSULATOR, Top Lining/Interior

16 062
16 800
16 507
16 802
16 157
16 800
16 742

K

KNOB, Door Remote Lock
KNOB, Seat Adjusting Folding
KNOB, Seat Bottom, Back

16 157
16 682
16 716

L

LATCH, Seat
LEVER, Door Outside Handle
LOCK, Door Lock
LOCKOUT, Rear View
LOCK, Seat Back

16 674
16 353
16 330
16 068
16 720

M

MAT, Floor
MIRROR, Rear View
MOLD NG, Body Side Window
MOLD NG, Instrument Panel
MOLD NG, Rear Drip
MOLD NG, Windshield Headrest/Exterior
MOTOR, Windshield Wiper Motor

16 800
16 058
16 450
16 080
16 642
16 041
16 064

N

NOZZLE, Windshield Wiper Washer
NUT, Mirror Rear View
NUT, Roof Top and Top Side Panels and
Garnish
NUT, Windshield Wiper Motor

16 065
16 069
16 535
16 064

P

PAD, Instrument Panel
PAD, Seat Back
PAD, Seat Bottom, Back
PANEL, Body Lock
PANEL, Body Rear Lower Inner

16 080
16 720
16 716
16 520
16 592

PANEL, Body Rear Outer
PANEL, Cowl Side
PANEL, Cowl Ventilator
PANEL, Dash and Toe, Dash and Cowl
PANEL, Door Inner Skin
PANEL, Door Sill and Rockers
PANEL, Floor
PANEL, Instrument Panel
PANEL, Rear Seat
PANEL, Roof Top and Top Side Panels and
Garnish
PANEL, Side Front Door And Seat
PAWL, Door and End Gate Window
PAWL, Door Lock
PAWL, Windshield Wiper Washer
PILLAR, Body and Door Frame Hinge
PIN, Body Side Asm
PIN, Door Hinge
PIN, Door Lock
PIN, Door Lock Remote Control Inside
PIN, Seat Bottom, Back
PISTON, Windshield Wiper Electrical Parts
PLATE, Accessory Seat Belts
PLATE, Door Lock
PLATE, Door Sill and Rockers
PLATE, Floor
PLATE, Instrument Panel
PLATE, Roof Top and Top Side Panels and
Garnish
PLATE, Seat
PLATE, Window Regulator
PLUG, Accessory Seat Belts
PLUG, Dome Lamp
PLUG, Door Outside Handle
PLUG, Toe, Floor Fan Access
PLUNGER, Seat Adjusting Folding

16 587
16 551
16 125
16 550
16 152
16 403
16 545
16 080
16 570
16 585
16 185
16 260
16 330
16 085
16 507
16 670
16 323
16 335
16 345
16 716
16 067
16 714
16 335
16 603
16 500
16 081
16 585
16 674
16 270
16 714
16 494
16 353
16 547
16 582

R

RATCHET, Windshield Wiper Washer
REGULATOR, Door and End Gate Window
REINFORCEMENT, Body and Door Frame Hinge
REINFORCEMENT, Body Lock
REINFORCEMENT, Dash and Toe, Dash and
Cowl
REINFORCEMENT, Door Outer Skin
REINFORCEMENT, Floor
REINFORCEMENT, Instrument Panel
REINFORCEMENT, Mirror Rear View
REINFORCEMENT, Roof Top and Top Side
Panels and Garnish
RETAINER, Cowl Ventilator
RETAINER, Door Outside Handle
RETAINER, Floor
RETAINER, Instrument Panel
RETAINER, Instrument Panel
RETAINER, Seat Back
RETAINER, Side Front Door And Seat
RING, Seat
RING, Seat Back
RING, Seat Bottom, Back
RISER, Seat
ROD, Door Hanging
ROD, Door Lock Remote
ROD, Seat
ROD, Seat Bottom, Back
RIM, Side Door Glass Sash

16 055
16 260
16 507
16 520
16 550
16 152
16 545
16 085
16 063
16 585
16 125
16 353
16 800
16 081
16 080
16 120
16 185
16 674
16 120
16 716
16 686
16 320
16 341
16 674
16 715
16 190

S

SASH, Side Door Glass Sash
SCREEN, Cowl Ventilator
SCREW, Body and Door Frame Hinge
SCREW, Body Side Asm
SCREW, Front Door Window
SCREW, Mirror Rear View
SCREW, Roof Top and Top Side Panels and
Garnish

16 190
16 125
16 507
16 570
16 173
16 069
16 535

ALPHABETICAL INDEX

SCREW, Seal	16 155
SCREW, Seal Rack	16 724
SCREW, Seal Bottom, Back	16 716
SCREW, Seal, Bottom, Back	16 716
SCREW, Side Door Opening	16 225
SCREW, Windshield Wiper Washer	16 055
SEAL, Door Lock	16 330
SEAL, Door Lock Remote	16 341
SEAL, Door Outside Handle	16 353
SEAL, Side Door	16 183
SEAL, Side Front Door And Seat	16 165
SEAL, Windshield Wiper Motor	16 064
SEAL, Windshield Wiper Washer	16 065
SH ELD, Floor	16 800
SOCKET, Windshield Wiper Transmission	16 063
SPACER, Mirror Rear View	16 069
SPACER, Window Regulator	16 270
SPACER, Windshield Wiper Washer	16 065
SPRING, Body Side Arm	16 570
SPRING, Door and End Gate Window	16 260
SPRING, Door Lock	16 335
SPRING, Door Outside Handle	16 353
SPRING, Seat Adjusting, Folding	16 682
SPRING, Seat Back	16 720
SPRING, Seat Bottom, Back	16 716
SPRING, Windshield Wiper Motor	16 064
SPRING, Windshield Wiper Washer	16 065
STRIKER, Door Lock	16 335
STRIKER, Instrument Panel Compartment	16 110
STRIKER, Seat	16 574
SUNSHADE, Sunshade	16 070
SUPPLER, Mirror Rear View	16 069
SUPPLER, Seat	16 574
SWITCH, Windshield Wiper Electrical Parts	16 067
SWITCH, Windshield Wiper Motor	16 064

T

TOP, Roof Top and Top Side Panels and Garnish	16 585
TRANSMISSION, Windshield Wiper	
Transmission	16 063
TRAY, Ash Tray	16 170
TRIM, Seat Back	16 724
TRIM, Seat Cushion	16 717

V

VALVE, Body Lock	16 520
VALVE, Windshield Wiper Washer	16 065
VENTILATOR, Front Door Window	16 173

W

WASHER, Accessory Seat Belts	16 714
WASHER, Door Lock	16 335
WASHER, Seat Back	16 720
WASHER, Windshield Wiper Motor	16 064
WEATHERSTRIP, Back Window & Rear Door Window	16 470
WEATHERSTRIP, Body Side Window	16 460
WEATHERSTRIP, Roof Top and Top Side Panels and Garnish	16 585
WEATHERSTRIP, Side Door Opening	16 225
WEATHERSTRIP, Windshield	16 040
WIRE, Seat	16 674
WIRE, Seat Adjusting, Folding	16 682

[illegible]

TRUCK CAB BODY PARTS

16.005 GLASS, Windshield					
84-87	D1.3	14018597	1	250.00	GLASS, W/SIDE F&R
16.040 WEATHERSTRIP, Windshield					
84-87	D1.2	471009		47.00	WEATHERSTRIP, W/S
16.041 CAP-MOLDING, Windshield Reveal(Exterior)					
84-87	D1.3	334150	1	1.25	CAP, W/S RVI MOLD
84-87	D1.3	456157	2	8.15	MOLDING, W/S RVI (16 C41)
16.062 BLADE-INSERT, Windshield Wiper					
84	D1.3	14072492	2	8.55	BLADE, WSW
85-87	D1.3	15691704	2	8.55	BLADE, WSW
84-86	D1.3	14044931	2	4.60	INSERT, WSW BLADE (TRICO) (10 146)
84-87	D1.3	14044932	2	NL	INSERT, WSW BLADE (ANCO)
16.063 ARM-GEAR-SOCKET-TRANSMISSION, Windshield Wiper Transmission					
84	D1.3	14072491	2	11.95	ARM, WSW
85-87	D1.3	15691703	2	16.80	ARM, WSW
84-87	D1.3	22021690	1	12.45	GEAR, W/SHAFT WSW
84-87	D1.3	4918562	1	9	SOCKET, WSW TRANS LINK (10 158)
84-87	D1.3	22029829	LH	17.40	TRANSMISSION, WSW (SERVICE PKG)
84-87	D1.3	22029830	RH	18.85	TRANSMISSION, WSW (SERVICE PKG)
16.064 ARMATURE-BOLT-BRUSH-CAP-COVER-CRANK ARM-DISC-GASKET-GROMMET-MOTOR-NUT-SEAL-SPRING-SWITCH-WASHER, Windshield Wiper Motor					
84-87	D1.3	22029881	1	18.50	ARMATURE, WSW MTR
84-87	D1.3	3824124	3	38	BOLT, WSW & WSWA MTR (10 152)
84-86	D1.3	20566223	6	32	BOLT, WSW TRANS (10 160)
84-87	D1.3	22009290	1	95	BRUSH, WSW MTR
84-87	D1.3	22038924	1	11.65	CAP, WSW MTR END
84-87	D1.3	22009306	1	45	COVER, WSWA PUMP
84-87	D1.3	22009310	1	1.95	CRANK ARM, WSW MTR
84-87	D1.3	22049840	1	19	DISC, WSW MTR ARM THRU (10 150) (FUBBER) (10 150)
84-87	D1.3	20489125	1	55	GASKET, WSW MTR (10 152)
84-87	D1.3	4910180	3	48	GROMMET, W/SPACER, WSW MOTOR MOUNTING (10 152)
84-87	D1.3	22021679	1	79	GROMMET, GROUND STRAP
84-87	D1.3	22048352	1	NL	MOTOR, W/PUMP, WSW
84-87	D1.3	4960706	1	29	NUT, WSW MTR CRANK ARM (10 151)
84-87	D1.3	22009309	1	50	SEAL, WIPER MOTOR
84-87	D1.3	22009291	3	28	SPRING, WSW MTR BRUSH (10 150)
84-87	D1.3	22038931	1	9.50	SWITCH, W/ MAGNET, WSWA PUMP PARK
85-87	D1.3	5093788	1	09	WASHER, WSW MTR FELT (10 150)
16.065 CAP-CONTAINER-DISC-FILTER-GASKET-NOZZLE-PAWL-RATCHET-SCREW-SEAL-SPACER-SPRING-VALVE, Windshield Wiper Washer					
84-87	D1.3	3798372	1	99	CAP, WSWA SOLV CNTNR (10 154)
84-87	D1.3	3990892	1	5.55	CONTAINER, WSWA SOLV (10 154)
84-87	D1.3	22048287	1	19	DISC, WSW MTR ARM THRU (STEEL) (10 150)
84-87	D1.3	3986821	1	76	FILTER, WSWA CNTNR (10 154)
84-87	D1.3	4818320	1	15	GASKET, WSWA PUMP VALVE (10 153)
84-87	D1.3	14076838	2	1.20	NOZZLE, WSWA
84-87	D1.3	4918448	1	36	PAWL, WSWA PUMP (10 153)
84-87	D1.3	4939314	1	53	RATCHET, W/SPRING, WSWA PUMP (10 153)
84-87	D1.3	4981450	1	19	SCREW, WSWA PUMP DOG SPR (10 153)
84-86	D1.3	14100225	6	42	SCREW, WSW TRANS (10 160)
84-87	D1.3	22009306	1	45	SEAL, WSW PUMP (10 153)
84-87	D1.3	22009721	1	19	SEAL, TERMINAL
84-87	D1.3	22009308	1	35	SPACER, SEAL
84-87	D1.3	4961449	1	19	SPRING, WSWA PUMP DOG (10 153)
84-87	D1.2	4914356	1	NL	VALVE, WSWA PUMP (10 153)
16.067 PISTON-SWITCH, Windshield Wiper Electrical Parts					
84-87	D1.3	4918445	1	6.55	PISTON, WSWA PUMP (10 153)
84-86	D1.3	7840274	1	47.50	SWITCH, WPH 2 SPD (2 459)
16.068 LOCKNUT-MIRROR, Rear View					
84-87	D3 W/Y50	15528139	1		LOCKNUT, D/S AIR DOOR SW MTC

TRUCK CAB BODY PARTS

16.068 LOCKNUT-MIRROR, Rear View (Con't)			
84-85	D1, 3	914293	1 24.85 MIRROR, 1/5 REAR VIEW
84-87	D1, 3	14072485	LH 50.00 MIRROR, D/S RR VIEW (COMPL)
84-87	D1, 3	14072486	RH 50.00 MIRROR, D/S RR VIEW (COMPL)
84-87	D1, 3	14072487	2 25.73 MIRROR, D/S RR VIEW
84	D1, 3	918656	1 24.85 MIRROR, 1/5 REAR VIEW
16.069 BOLT-BRACKET-CLAMP-COVER-GASKET-GROMMET-NUT-REINFORCEMENT-SCREW-SPACER-SUPPORT, Mirror Rear View			
84-87	D1	14007511	AR 64 BOLT, Q/S RR VIEW MIR
84-87	D1, 3	14033684	2 37 BOLT, Q/S RR VIEW MIR(BAKT CYR)
84-87	D1, 3	15564576	2 37 BOLT, Q/S RR VIEW MIR(BLK OXIDE)
84-87	D3	14007511	AR 64 BOLT, Q/S RR VIEW MIR BAKT
84-87	D1, 3	14007429	2 8.00 BRACKET, Q/S RR VIEW MIRROR
84-87	D1, 3	14007430	2 3.25 CLAMP, Q/S RR VIEW MIR
84-87	D1, 3	14072489	LH 12.55 COVER, Q/S RR VIEW MIR BAKT
84-87	D1, 3	14072490	RH 12.55 COVER, Q/S RR VIEW MIR BAKT
84-87	D1, 3	14008191	4 1.95 GASKET, Q/S RR VIEW MIR
84-87	D1, 3	14007435	4 64 GROMMET, Q/S RR VIEW MIR ARM
84-88	D1, 3	357292	AR 67 NUT, RR VIEW M R(VINYL CTO)
84-87	D1, 3	14005953	AR 48 NUT, RR VIEW M R(VINYL CTO)
84-87	D1, 3	14007541	LH 1.70 REINFORCEMENT, Q/S RR VIEW MIR
84-87	D1, 3	14007542	RH 1.70 REINFORCEMENT, Q/S RR VIEW MIR
84-87	D1, 3	395551	4 40 SCREW, FRT S/D VENT WDG
84	D1, 3	15593896	2 1.25 SCREW, FRT S/D VENT WDG
84-87	D1, 3	14007539	2 40 SPACER, Q/S RR VIEW MIR REINF
84-87	D1, 3	9831052	1 2.95 SUPPORT, 1/5 RR VIEW MIR(10.187)
16.070 SUNSHADE, Sunshade			
84-87	D1, 3	14013753	LH 17.70 SUNSHADE, W/SUPPORT
84-87	D1, 3	14013754	RH 17.70 SUNSHADE, W/SUPPORT
16.080 PANEL, Instrument Panel			
84	D1, 3	14064451	1 PANEL, INST
85-87	D1, 3	15590559	1 155.00 PANEL, INST
16.081 COVER-PLATE-RETAINER, Instrument Panel			
84-87	D1, 3	6274970	1 1.95 COVER, I/P STRG COL LWR
84-87	D3 W/Y5B	14072448	1 4.90 COVER, ACSRY SW MTG PLT
84-87	D1, 3	14023045	1 3.65 PLATE, I/P NAME(CUSTOM DELUXE)
84-87	D1, 3 W/Y5F, Y5G	14072405	1 16.45 PLATE, I/P CSTR TR
84-87	D3 W/Y5B	14072410	1 9.00 PLATE, ACSRY SW FINAL
84-87	D3 W/Y5B	14072412	1 5.20 RETAINER, ACSRY SW MTG PLT
16.085 BRACE-BRACKET-REINFORCEMENT, Instrument Panel			
84-87	D1, 3	351789	1 2.55 BRACE, I/P
84-87	D1	14072415	1 11.55 BRACKET, I/P REINFORCEMENT
84-87	D1, 3	14072414	1 3.95 REINFORCEMENT, I/P(10.230)
16.090 BOLT-MOLDING-PAD-RETAINER, Instrument Panel			
84-87	D1, 3	14044340	1 43 BOLT (SCREW) I/P UPR TR PAD
84-87	D1, 3	14023039	1 10.50 MOLDING, I/P PAD
84-87	D1, 3	14031896	1 123.00 PAD, I/P
84-87	D1, 3	14031893	6 55 RETAINER, I/P UPR TR PAD
16.100 COMPARTMENT, Instrument Panel			
84-87	D1, 3	343915	1 10.40 COMPARTMENT, I/P
16.110 BUMPER-CASE-CYLINDER-DOOR-ESCUTCHEON-STRIKER, Instrument Panel Compartment			
84-87	D1, 3	3765243	2 07 BUMPER, I/P COMPT DR
84-87	D1, 3	14044471	1 3.95 CASE, I/P COMPT DR LK
84-87	D1, 3	6260421	1 8.55 CYLINDER, I/P COMPT DR LK(10.266)
84-87	D1, 3	6264131	1 9.90 DOOR, I/P COMPT
84-87	D1, 3	3957093	1 80 ESCUTCHEON, I/P COMPT DR LK (8&5 3100'8) (10.267)
84-87	D1, 3	6274550	1 44 STRIKER, I/P COMPT DR LK
16.120 HOUSING-TRAY, Ash Tray			
84-87	D1, 3	14006139	1 11.70 HOUSING, ASH TRAY
84-87	D1, 3	330484	1 5.00 TRAY, ASH
16.125 PANEL-RETAINER-SCREEN, Cowl Ventilator			
84-87	D1, 3	15598708	1 31.25 PANEL, AIR INL GR
84-87	D1, 3	14027655	2 39 RETAINER, AIR INL SCREEN
84-87	D1, 3	15598769	3 35 RETAINER, COWL TO VENT GR

TRUCK CAB BODY PARTS

16.125 PANEL-RETAINER-SCREEN, Cowl Ventilator (Con't)					
84-87	D1 3	15598770	2	35	RETAINER, COWL TO VENT GR.(OUTER)
84	D1 3	14022773	1	12 70	SCREEN, W/S FRM & PLENUM PNL
85-87	D1 3	15598709	1	12 70	SCREEN, W/S FRM & PLENUM PNL
16.150 DOOR WLDG-FRAME-GASKET, Front and Side Door					
84-87	D1 3	15593229	LH	220 00	DOOR WLDG. SI FRT
84-87	D1 3	15593230	RH	209 63	DOOR WLDG. SI FRT
84-87	D1 3	347119	LH	33 50	FRAME, F/D UPR
84-87	D1 3	347114	RH	33 50	FRAME, F/D UPR
84-87	D1 3	14039173	LH	199 00	FRAME, SI FRT DR OPG
84-87	D1 3	14039174	RH	208 00	FRAME, SI FRT DR OPG
84-87	D1 3	4587931	2	.59	GASKET, F/D LK CYL TO DR(12 247)
16.152 PANEL-REINFORCEMENT, Door Outer Skin					
84-87	D1 3	15598783	LH	57 00	PANEL, SI DR OTR
84-87	D1 3	15598784	RH	57 00	PANEL, SI DR OTR
84-87	D1 3	330421	LH	2 85	REINFORCEMENT, SI DR O/S HDL
84-87	D1 3	330422	RH	2 85	REINFORCEMENT, SI DR O/S HDL
16.155 ARM REST-BRACKET-SCREW, Seat					
84-87	D1 3	14026409	LH	17 00	ARM REST, SI F/D(PAINT AS REQD)
84-87	D1 3	14026410	RH	16 40	ARM REST, SI F/D
84-87	D1 3	382433	LH	1 20	BRACKET, F/D A/RST
84-87	D1 3	382434	RH	1 20	BRACKET, F/D A/RST
84-87	D1	14013724	4	79	SCREW, W/ WASHER,R/SEAT BK CUSH
16.157 GROMMET-INSULATOR-KNOB, Door Remote Lock					
84-87	D1 3	330485	2	.67	GROMMET, SI F/D LK REM LK ROD
84-87	D1 3	14007449	2	.83	INSULATOR, END GATE LAT OPER ROD
84-87	D1 3	7591126	1	.64	KNOB, SI F/D LK REMOTE ROD(BLACK)
16.165 FASTENER-PANEL-RETAINER-SEAL, Side Front Door And Seat					
84-87	D1 3	20451401	AR	.11	FASTENER, SI DR TR PNL(SCREW TYPE)
84-87	D1 3	15597867	LH	51 50	PANEL, SI F/D TR
84-87	D1 3	15597868	RH	51 50	PANEL, SI F/D TR
84-87	D1 3	480534	AR	38	RETAINER, PNL HOLE (DIA. 250, 03-30 THK) (12 801) (PAINT TO MATCH)
84-85	D1 3	9893583	2	10	RETAINER, F/D TR PNL SI(14 683)
84-87	D1 3	15590422	8	16	RETAINER, SI F/D TR PNL
86-87	D1 3	20696927	2	10	RETAINER, F/D TR PNL SI(14 683)
84-87	D1 3	383139	2	90	SEAL, FOAM(46 5"X 36"X 5")(9 262)
84-86	D1 3	3899572	1	2 00	SEAL,POLYURETHANE(59 50X1.25X.75)(9 260)
16.173 SCREW-VENTILATOR, Front Door Window					
84-87	D1 3	15590443	2	.82	SCREW, FRT S/D VENT WDG
85	D1 3	15531547	2	.35	SCREW, FRT S/D VENT WDG
84-87	D1 3	14083309	LH	108 00	VENTILATOR, F/D
84-87	D1 3	14063310	RH	108 00	VENTILATOR, F/D
16.174 GLASS, Front Door Window Vent					
84-86	D1 3	20264743	LH	39 25	GLASS, F/D VENT
84-86	D1 3	20264744	RH	39 25	GLASS, F/D VENT
16.176 BUSHING, Front Door Window Vent Attachers					
84-87	D1 3	14013789	4	43	BUSHING, F/D VENT
16.180 GLASS, Side Door					
84-87	D1 3	14022841	LH	48 00	GLASS, SI F/D WDG(CLEAR)
84-87	D1 3	14022842	RH	48 00	GLASS, SI F/D WDG(CLEAR)
16.183 SEAL, Side Door					
84-87	D1 3	14027775	LH	10 40	SEAL, SI F/D GLS OTR
84-87	D1 3	14027776	RH	10 40	SEAL, SI F/D GLS OTR
84-87	D1 3	14057421	LH	10 40	SEAL, SI F/D GLS INR
84-87	D1 3	14057422	RH	10 40	SEAL, SI F/D GLS INR
16.190 BUMPER-CHANNEL-FILLER-RUN-SASH, Side Door Glass Sash					
84-87	D1 3	3762180	2	.49	BUMPER, SI DR WDG GLS STOP(8 024)
84-87	D1 3	337716	LH	4 75	CHANNEL, F/D WDG GLS RR GDE
84-87	D1 3	337716	RH	4 75	CHANNEL, F/D WDG GLS RR GDE
84-85	D1 3	370389	AP	28	FILLER, GLASS CHANNEL (.032 THK, 125'ROL.)
84-87	D1 3	370390	AP	31	FILLER, GLASS CHANNEL (.047 THK, 100'ROL.)

TRUCK CAB BODY PARTS

16.190 BUMPER-CHANNEL-FILLER-RUN-SASH, Side Door Glass Sash (Con't)

84-87 D1, 3	14027777	LH	15 85	RUN, SI F/D WDO GLS
84-87 D1, 3	14027778	RH	15 85	RUN, SI F/D WDO GLS
84-87 D1, 3	15590401	LH	9 85	SASH, SI DR GLS
84-87 D1, 3	15590402	RH	9 85	SASH, SI DR GLS

16.225 SCREW-WEATHERSTRIP, Side Door Opening

85-87 D1	14022885	4H	37	SCREW, FRT S/D W-STRIP RET
84-87 D1, 3	15522764	2	31 00	WEATHERSTRIP, SI FRT DR
85-87 D1	14016511	LH	11 95	WEATHERSTRIP, FRT S/D WDO
85-87 D1	14016512	RH	11 95	WEATHERSTRIP, FRT S/D WDO

16.260 CLUTCH-PAWL-REGULATOR-SPRING, Door and End Gate Window

84-87 D1	9702916	4H	8 40	CLUTCH, END GATE WDO REG
84-87 D1	5713268	1	2 05	PAWL, END GATE WDO REG CLUTCH (12 249)
84-87 D1	327011	1	98 20	REGULATOR, END GATE WDO
84-87 D1, 3	14027431	LH	44 00	REGULATOR, SI F/D WDO
84-87 D1, 3	14027432	RH	44 00	REGULATOR, SI F/D WDO
84-87 D1	4303911	1	49	SPRING, END GATE WDO CLU PAWL (12 195)

16.261 CAM, Door and End Gate Upper Guide

84-86 D1	20171141	2	2 75	CAM, END GATE WDO GLS(10 792)
----------	----------	---	------	-------------------------------

16.270 HANDLE-PLATE-SPACER, Window Regulator

84-87 D1, 3	14030588	2	11 60	HANDLE, DR WDO REG
84-87 D1, 3	14010954	2	40	PLATE, WDO REG HDL BRG
84-87 D1, 3	364372	2	43	SPACER, S F/D WDO REG HDL

16.320 HINGE-ROD, Door Hanging

84-87 D1, 3	14000091	LH	15 25	HINGE, F/D LWR
84-87 D1, 3	14000092	RH	15 25	HINGE, F/D LWR
84-87 D1, 3	14000093	LH	16 65	HINGE, F/D UPR
84-87 D1, 3	14000094	RH	16 65	HINGE, F/D UPR
84-87 D1, 3	327959	LH	1 10	ROD, SI DR UPR HGE TORQUE
84-87 D1, 3	327960	RH	1 10	ROD, SI DR UPR HGE TORQUE

16.323 BUSHING-PIN, Door Hinge

84-87 D1, 3	9721917	AR	35	BUSHING, DR HGE(10 464)
84-87 D1, 3	6271989	AR	1 00	PIN, DR HINGE BSHG(10 465)

16.330 LOCK-PAWL-SEAL, Door Lock

84-87 D1, 3	14039783	LH	33 25	LOCK, SI F/D
84-87 D1, 3	14039784	RH	33 25	LOCK, SI F/D
84-87 D1, 3	15589877	2	6 55	LOCK, SI F/D SAF(W. KEY)
84-86 D1, 3	7040173	RH	1 50	PAWL, SI F/D LK CYL (B&S 320723; 110 551)
84-86 D1, 3	7040174	LH	1 50	PAWL, SI F/D LK CYL (B&S 320724; 110 551)
85-87 D1, 3	363139	2	30	SEAL, FOAM(46 5"X 36"X 5") (9 262)

16.332 CLIP, Door Vertical Lock

84-87 D1	3905874	2	40	CLIP, SI F/D CTH UPR ROD LWR
----------	---------	---	----	------------------------------

16.335 PIN-PLATE-SPRING-STRIKER-WASHER, Door Lock

84-87 D1, 3	9827947	2	40	PIN, SI DR LK DETENT LVR
84-87 D3	6272627	2	1 50	PLATE, SI R/D LK STRTAP
84-87 D1, 3	9827948	2	10	SPRING, SI DR LK DETENT LVR
84-87 D1, 3	9827950	2	11	SPRING, SI DR LK Q/S HEL LVR(10 474)
84-87 D1, 3	9886514	PH	59	SPRING, SI DR LK LOCKING LVR(10 474)
84-87 D1, 3	9886516	LH	50	SPRING, SI DR LK LOCKING LVR(10 474)
84-86 D1, 3	9601750	2	8 30	STRIKER, SI F/D LK(10 569)
84-86 D1, 3	1280886	AP	38	WASHER, FLAT (M13 X 45 X 1.5 FC) (8 929)

16.341 CLIP-CONTROL-ROD-SEAL, Door Lock Remote

84-87 D1, 3	375180	2	38	CLIP, SI DR LK REM CONT ROD
84-87 D1, 3	15545178	4	40	CLIP, SI F/D LK REM CONT LK ROD (17.158)
84-87 D1, 3	15597653	LH	10 65	CONTROL, SI F/D LK REM
84-87 D1, 3	15597654	RH	10 65	CONTROL, SI F/D LK REM
84-87 D1, 3	327067	AR	1 20	ROD, F/D & SI R/D LK OS HDL
84-87 D1, 3	14039765	LH	1 00	ROD, SI F/D LK REM CONT
84-87 D1, 3	14039766	RH	1 00	ROD, SI F/D LK REM CONT

TRUCK CAB BODY PARTS

16.341 CLIP-CONTROL-ROD-SEAL, Door Lock Remote {Con't}									
84.87	D1.3	14039787	LH	94	ROD, SI F/D LK REM LK				
84.87	D1.3	14039788	RH	94	ROD, SI F/D LK REM LK				
84.87	D1.3	14028383	LH	92	SEAL, FRT DR LK REM CONT				
84.87	D1.3	14028384	RH	92	SEAL, FRT & RR DR LK REM CONT				
16.345 PIN, Door Lock Remote Control Inside									
84.86	D1.3	9604894	2		PIN, SI DR LK				
84.87	D1.3	9827961	2	37	PIN, SI DR LCK O/S RELEASE L VBR SPRING (10 474)				
16.350 HANDLE, Door Outside Locking									
84.87	D1.3	14072493	LH	9 45	HANDLE, SI F/D LK O/S				
84.87	D1.3	14072494	RH	9 45	HANDLE, SI F/D LK O/S				
16.353 BUTTON-CLIP-GASKET-LEVER-PLUG-RETAINER-SEAL-SPRING, Door Outside Handle									
84.87	D1.3	327082	2	4 10	BUTTON, SI DR LK O/S HDL PUSH				
84.87	D1.3	331818	2	37	CLIP, SI DR LK O/S HDL ROD				
84.87	D1.3	8258581	LH	55	GASKET, SI F/D LK O/S HDL FRT				
84.87	D1.3	8258582	RH	55	GASKET, SI F/D LK O/S HDL FRT				
84.87	D1.3	327083	LH	3 10	LEVER, SI DR LK O/S REL				
84.87	D1.3	327084	RH	3 10	LEVER, SI DR LK O/S REL				
84.86	D1.3	4410574	2	51	PLUG, SI FRT DR OPG FRM HOLE(12 981)				
84.86	D1.3	9728247	2	93	RETAINER, F/D LK CYL(10 551)				
84.87	D1.3	8258780	2	55	SEAL, SI DR LK O/S HDL PLSH BUT				
84.87	D1.3	327085	2	69	SPRING, SI DR LK O/S REL LVH				
16.400 BUMPER, Door									
84.87	D1.3	3900584	AH	40	BUMPER, SI F/D				
16.460 CAP-GLASS-MOLDING-WEATHERSTRIP, Body Side Window									
84.87	D1	334150	1	1.25	CAP, BODY SI WDO GLS W/STR MLDG (16 041)				
84.87	D1	14076859	LH	186 00	GLASS, BODY SI WDO				
84.87	D1	14076860	RH	186 00	GLASS, BODY SI WDO				
84.87	D1	488157	2	8.15	MOLDING, BODY SI WDO GLS W/STR (16 041)				
84.87	D1	476988	2	37 00	WEATHERSTRIP, BODY SI WDO GLS				
16.464 GLASS, Back Window Or Rear Door									
84.87	D3	353107	1	95 25	GLASS, BK WDO(CLEAR)				
16.470 WEATHERSTRIP, Back Window & Rear Door Window									
84.87	D3	15690421	1	24.65	WEATHERSTRIP, B/W GLS				
16.494 PLUG, Dome Lamp									
84.87	D3	3944769	2	.30	PLUG, DOME LP SW HOLE(10 587)				
16.495 HOUSING, Dome Lamp									
84.87	D3 W/YSG	14076858	1	13.95	HOUSING, DR OPEN IND				
16.507 EXTENSION-INSULATOR-PILLAR-REINFORCEMENT-SCREW, Body and Door Frame Hinge									
84.87	D1	466751	LH	10 70	EXTENSION, F/D LK PLR REINF				
84.87	D1	466752	RH	10 70	EXTENSION, F/D LK PLR REINF				
84.87	D1.3	6262042	2	.96	EXTENSION, F/D OPG FRM				
84.87	D1.3	14022831	LH	29 00	INSULATOR, F/FDR				
84.87	D1.3	14022832	RH	29 00	INSULATOR, F/FDR				
84.87	D1.3	347111	LH	102 00	PILLAR, SI F/D FRM HGE				
84.87	D1.3	347112	RH	102 00	PILLAR, SI F/D FRM HGE				
84.87	D1.3	347115	LH	102 00	PILLAR, SI F/D FRM LK				
84.87	D1.3	347118	RH	102 00	PILLAR, SI F/D FRM LK				
84.87	D1.3	377765	LH	19 30	REINFORCEMENT, SI F/O OPG FRM HGE				
84.87	D1.3	377768	RH	19 30	REINFORCEMENT, SI F/O OPG FRM HGE				
84.87	D1.3	14026247	6	63	SCREW, W/WASHER, COWL & FUR SOUND SEAL				
16.520 PANEL-REINFORCEMENT-VALVE, Body Lock									
84.87	D1	466719	LH	40 75	PANEL, BODY LK PLR TR				
84.87	D1	466720	RH	40 75	PANEL, BODY LK PLR TR				
84.87	D1	466723	LH	55 25	REINFORCEMENT, BODY LK PLR				
84.87	D1	466724	RH	55 25	REINFORCEMENT, BODY LK PLR				
84.87	D1.3	481810	2	5.80	VALVE, DR PRESS RLF				

TRUCK CAB BODY PARTS

16.545 EXTENSION-PANEL-REINFORCEMENT, Floor

84-87	D1	466743	LH	54 75	EXTENSION, FLR & TOE PNL RR
84-87	D1	466744	RH	54 75	EXTENSION, FLR & TOE PNL RR
84-87	D1	14070533	1	719 00	PANEL, FLR & TOE (COMPL)
84-87	D3	14070523	1	753 00	PANEL, FLR & TOE (COMPLETE)
84-87	D1, 3	14070536	1	3 35	REINFORCEMENT, FLR PNL TRFR CASE QPG

16.547 COVER-PLUG, Toe, Floor Pan Access

84	D1, 3	14037281	1	27 75	COVER, TRANS FLR PNL
85-87	D1, 3	14073983	1	27 75	COVER, TRANS FLR PNL
84-87	D1, 3	14000077	2	37	PLUG, SPL (1 3/16 HOLE IN D35-045 THK)

16.550 PANEL-REINFORCEMENT, Dash and Toe, Dash and Cowl

84-87	D1, 3	15593569	1	182 00	PANEL, DASH & COWL
84-87	D1, 3	15598708	1	188 00	PANEL, W/S FRM & PLNM
84-87	D1, 3	15593577	1	16 60	REINFORCEMENT, DA PNL

16.551 DEFLECTOR-PANEL, Cowl Side

84	D1, 3	334198	1	1 70	DEFLECTOR, PLNM SI PNL AIR (TIT WAT
84-87	D1, 3	14027477	LH	19 25	PANEL, COWL SI NR
84-87	D1, 3	14027478	RH	19 25	PANEL, COWL SI INH
84-87	D1, 3	14027481	LH	56 75	PANEL, PLNM SI
84-87	D1, 3	14027482	RH	46 00	PANEL, PLNM SI

16.570 BUMPER-DOOR-EXTENSION-PIN-SCREW-SPRING, Body Side Asm

84-87	D1	14010707	AR	39	BUMPER, F/TNK FIL DR
84-87	D3 W/Y5A, Y5C	14010707	AR	39	BUMPER, F/TNK FIL DR
84-87	D1, 3	14052026	1	21 80	DOOR, FUEL TANK F L
84-87	D1	356617	LH	10 59	EXTENSION, BODY SI OTR PNL
84-87	D1	356618	RH	10 59	EXTENSION, BODY SI OTR PNL
84-87	D1, 3	476907	AR	21	PIN, FUEL TANK FIL OR HGE
84-87	D1, 3	336561	4	40	SCREW, FRT W/H PNL SPH SHLD (16 069)
84-87	D1, 3	4813236	AR	59	SPRING, FUEL TANK FILLER DR HGE (12,945)

16.585 GUIDE-NUT-PANEL-PLATE-REINFORCEMENT-SCREW-TOP-WEATHERSTRIP, Roof Top and Top Side Panels and Garnish

84-87	D1	340034	2	1 05	GUIDE, AUX TOP LOC
84-85	D1, 3	528848	AR	.65	NUT (BARREL TYPE, 1/4-20) (12 915)
86-87	D1, 3	3903639	AR	.59	NUT (BARREL TYPE, 1/4-20) (12 915)
84-87	D1	356616	1	102 60	PANEL, RF OTR
84-87	D1	356671	1	102 60	PANEL, RF INR
84-87	D1, 3	14022848	RH	37 05	PANEL, DR DPG FRM TR
84-87	D1, 3	16622711	LH	37 05	PANEL, DR DPG FRM TR
84-87	D3	3999814	1	82 65	PANEL, RF OTR
84-87	D2	3999884	1	103 55	PANEL, ROOF INR
84-87	D1	357446	4	4 70	PLATE, RF ANC
84-87	D1	358543	1	11 00	REINFORCEMENT, RF PNI
84-87	D1	358548	6	1 50	SCREW, W/WASHER, REM TOP
84-87	D1	15590416	1	1470 60	TOP, REMOVABLE (PAINT AS REQD)
84-87	D1	357490	1	18 80	WEATHERSTRIP, REM TOP FRT INR
84-87	D1	358589	LH	27 50	WEATHERSTRIP, REM TOP RF SI LWR
84-87	D1	358590	RH	27 50	WEATHERSTRIP, REM TOP RF SI LWR
84-87	D1	15590465	1	19 60	WEATHERSTRIP, REM TOP RF FRT OTR

16.587 PANEL, Body Rear Outer

84-87	D3	14067883	1	338 00	PANEL, BODY RR DTH
-------	----	----------	---	--------	--------------------

16.592 PANEL, Body Rear Lower Inner

84-87	D3	467289	1	97 75	PANEL, BODY RR INR
-------	----	--------	---	-------	--------------------

16.600 FILLER, Door Opening

84-87	D1	473879	LH	9 45	FILLER, F/D DPG FRM
84-87	D1	473874	RH	9 45	FILLER, F/D DPG FRM
84-87	D3	15596901	LH	7 40	FILLER, SI F/D DPG FRM
84-87	D3	15596902	RH	7 40	FILLER, SI F/D DPG FRM

16.603 PANEL-PLATE, Door Sill and Rockers

84-87	D1, 3	14095607	LH	89 75	PANEL, RKR
84-87	D1, 3	14095608	RH	89 75	PANEL, RKR
84-87	D1	487247	LH	4 75	PLATE, F/D SILL
84-87	D1	487248	RH	4 75	PLATE, F/D SILL
84-87	D3	15594896	LH	3 75	PLATE, F/D SILL

TRUCK CAB BODY PARTS

16.603 PANEL-PLATE, Door Sill and Rockers (Con't)			
84-87 D3	15594896	PH	3 75 PLATE, F/D SILL
16.642 MOLDING, Roof Drip			
84-87 D1.3	355679	LH	14 10 MOLDING, ROOF DRIP
84-87 D1.3	355680	PH	14 10 MOLDING, ROOF DRIP
16.670 PANEL, Rear Seat			
84-87 D1	14074479	1	28 75 PANEL, R/SEAT CUSH TRIBRONZE
16.674 BUSHING-CATCH-GROMMET-LATCH-PLATE-RING-ROD-STRIKER-SUPPORT-WIRE, Seat			
84-87 D3 W/A52	14066195	4	20 BUSHING, P/SEAT BK FRM CTH
84-87 D3 W/A52	14021209	LH	1 10 CATCH, ST BK CUSH
84-87 D3 W/A52	14021210	PH	1 10 CATCH, ST BK CUSH
84-87 D3 W/A52	14066196	2	18 GROMMET, P/SEAT BK FRM CTH
84-87 D1	470984	1	24 00 LATCH, W/GUIDE RP ST
84-87 D1	467883	2	4 25 PLATE, DR & PASS SEAT
84-87 D3 W/AV5	335435	1	1 60 PLATE, DR SEAT ADJ BKFT
84-87 D1	3798088	2	15 RING, RP SI TORQ ROD(4.256)
84-87 D1	473197	1	3 25 ROD, RP ST LAT CVR ACTR
84-87 D3 W/A52	14021211	2	1 35 STRIKER, ST BK FRM
84-87 D3 W/AV5	14027345	LH	2 80 SUPPORT, PASS ST FRAME FRT
84-87 D3 W/AV5	14027346	PH	2 80 SUPPORT, PASS ST FRAME FRT
84-87 D3 W/AV5	14027347	1	3 60 SUPPORT, P/SEAT RP INR
84-87 D3 W/AV5	14027348	1	3 60 SUPPORT, P/SEAT RP OTR
84 D1.3	20117611	1	63 WIRE, P/SEAT ADJ AUX LKG
16.679 FRAME, Bucket Seat			
84-87 D3 W/AV5	14067457	2	412 00 FRAME, W/SPRING & PAD DR & PASS ST
16.682 ADJUSTER-BRACKET-BUSHING-CABLE-COVER-KNOB-PLUNGER-SPRING-WIRE, Seat Adjusting, Folding			
84-87 D1	14075823	1	27 50 ADJUSTER, D/SEAT INR
84-87 D1	14075824	1	20 30 ADJUSTER, D/SEAT OTR
84-87 D1	15598975	1	59 00 ADJUSTER, P/SEAT OTR
84-87 D1	15598976	1	25 50 ADJUSTER, P/SEAT INR
84-87 D3 W/AV5	14023689	LH	28 75 ADJUSTER, D/SEAT
84-87 D3 W/AV5	14023690	PH	28 75 ADJUSTER, D/SEAT
84-87 D3 W/A52	14022777	LH	25 50 ADJUSTER, FRT ST
84-87 D3 W/A52	14022778	PH	25 50 ADJUSTER, FRT ST
86 D1 (2ND DES)	15591068	PH	25 50 ADJUSTER, P/SEAT OTR (W/OUT RISER ASM)
86 D1 (2ND DES)	15591069	PH	25 50 ADJUSTER, P/SEAT INR(W/RISER ASM)
86 D1 (2ND DES)	15594897	LH	17 60 ADJUSTER, D/SEAT INR(W/RISER ASM)
87 D1	15591066	PH	22 60 ADJUSTER, D/SEAT OTR(W/RISER ASM)
87 D1	15591069	PH	25 50 ADJUSTER, P/SEAT OTR
87 D1	15594896	LH	25 50 ADJUSTER, P/SEAT INR
87 D1	15594897	LH	17 60 ADJUSTER, D/SEAT INR
87 D1	15594897	LH	22 60 ADJUSTER, D/SEAT OTR
84-87 D1	14075821	1	14 20 BRACKET, D/SEAT ADJ
84-87 D1	14075822	1	14 95 BRACKET, P/SEAT ADJ
84-87 D3 W/AV5	14025677	2	2 00 BRACKET, DR PASS SEAT ADJ
84-87 D1	20573776	1	32 BUSHING, P/SEAT ADJ OTR REL(11 561)
84-87 D1	20369919	1	2 30 CABLE, P/SEAT ADJ OTR REL(11 561)
84-87 D1	14014293	1	32 50 COVER, RR ST LAT
84-87 D1	8834836	2	1 50 KNOB, ST ADJ LK/REL LVR(11 588)
84-87 D3 W/AV5, A52	465536	1	43 KNOB, ST ADJ LK LVR
84-87 D1	20369920	1	30 PLUNGER, P/SEAT ADJ OTR REL(11 561)
84-86 D1	8845073	1	53 SPRING, EASY ENTRY ST ADJ LK LVR RET (WHITE) (11 581)
84-87 D1	8711038	1	1 75 SPRING, D/SEAT INR ADJ LK LVR HFT (11 581)
84-87 D1	20010783	1	1 75 SPRING, EASY ENTRY ST ADJ LK LVR HFT (11 581)
84-86 D1	20056525	2	1 30 SPRING, P/D-SEAT ADJ ASST(11 581)
84-87 D1	20351007	1	1 75 SPRING, D/SEAT OTR ADJ LK LVR RET (RED) (11 581)
84-87 D3 W/AV5, A52	329457	1	4 30 SPRING, FRT ST ADJ LAT
84-87 D3 W/A52, Y5A Y5C, ZW9, AV5	9728051	2	1 40 SPRING, SEAT ADJ RETURN(11 581)
86 D1 (2ND DES)	8826897	PH	1 75 SPRING, EASY ENTRY ST ADJ LVR RTN (11 581)
84-85 D1	20243989	1	1 15 WIRE, P/SEAT ADJ AUX LKG(11 589)
84-87 D3 W/AV5	14025679	1	1 60 WIRE, DR SEAT ADJ LK

TRUCK CAB BODY PARTS

16.682 ADJUSTER-BRACKET-BUSHING-CABLE-COVER-KNOB-PLUNGER-SPRING-WIRE, Seat Adjusting, Folding (Con't)

84-87	D3 W/A52	14022788	1	1.90	WIRE, F/SEAT ADJ LK
86	D1 (1ST DES)	20249999	1	1.15	WIRE, P/SEAT ADJ AUX LKG (W/DUT RISER ASM) (11 589)
86	D1 (2ND DES)	15594695	1H	.32	WIRE, D/SEAT ADJ LK (W/RISER ASM)
87	D1	15594695	1H	.32	WIRE, D/SEAT ADJ LK

16.686 BOLT-BRACKET-RISER, Seat

84-87	D3 W/A52	14021213	2	1.10	BOLT, FRT ST BK CUSH FRM
84-87	D3 W/AV5	14026673	LH	2.00	BRACKET, DR SEAT
84-87	D3 W/AV5	14026674	HH	2.00	BRACKET, DR SEAT
86	D1 (2ND DES)	15591085	1	31.00	RISER, P/SEAT (MED DK GRAY-821) (W/RISER ASM)
86	D1 (2ND DES)	15594688	1	31.00	RISER, O/SEAT (MED DK GRAY-821) (W/RISER ASM)
87	D1	15591085	1	31.00	RISER, P/SEAT (MED DK GRAY-821)
87	D1	15594688	1	31.00	RISER, O/SEAT (MED DK GRAY-821)

16.714 BELT-BOLT-PLATE-PLUG-WASHER, Accessory Seat Belts

84-87	D1	15591247	1	108.00	BELT, D/SEAT (BRONZE)
84-87	D1	15591248	1	108.00	BELT, P/SEAT (BRONZE)
84-87	D1 W/AM7	14075374	1	68.50	BELT, R/SEAT CTR (BRONZE)
84-87	D1 W/AM7	14075375	LH	15.00	BELT, R/SEAT LH (BRONZE)
84-87	D1 W/AM7	14075376	RH	15.00	BELT, R/SEAT RH (BRONZE)
84-87	D3 W/AV5	14075379	1	108.00	BELT, D/SEAT (BRONZE)
84-87	D3 W/AV5	14075380	1	108.00	BELT, P/SEAT (BRONZE)
84-87	D3 W/A52	14079056	1	37.75	BELT, F/SEAT CTR (BRONZE)
84-87	D3 W/A52	14079057	LH	75.00	BELT, F/SEAT (BRONZE)
84-87	D3 W/A52	14079058	RH	75.00	BELT, F/SEAT (BRONZE)
84	D1	20228360	2	1.15	BOLT, F/SEAT BELT (14 875)
84-87	D1.3	342221	2	2.40	BOLT, FRT ST BELT (14 875)
84-87	D1.3	471083	2	1.85	BOLT, FRT ST BELT
84-87	D1.3	3954730	2	1.15	BOLT, FRT & RR ST BELT
84	D3	20247145	4	1.15	BOLT, F/SEAT BELT (14 875)
84-87	D3	395995	2	3.50	PLATE, ST BELT UPR AND
84-87	D1.3	1731188	2	.40	PLUG, SEAT BELT BOLT ACC HOLE (14 875)
84-88	D1.3	3983589	AR	.48	WASHER (5.31 X 1.25 X .119)

16.715 CLAMP-ROD-SCREW, Seat, Bottom, Back

84-87	D1	14027799	1	1.60	CLAMP, R/SEAT TORO ROD
84-87	D1	471010	1	3.30	ROD, RR ST FRT HGE TORO
84-88	D1	394195	8	.53	SCREW, DR & PASS/SEAT (375 16 X 1.5)

16.716 BOLT-BUSHING-FRAME-HINGE-KNOB-PAD-PIN-RING-SCREW-SPRING, Seat Bottom, Back

84-85	D1	10090024	AR	.60	BOLT, HEX FLANGED HEAD (M8 X 1.25 X 20) (14 875)
84-86	D1	10041032	AR	2.55	BOLT, HEX FLANGED HD IMB X 1.25 X 20 (14 875)
86-87	D1	10042855	AR	.60	BOLT, HEX FLANGED HEAD (M8X1.25X20) (14 875)
84-86	D1	335524	4	2.00	BUSHING, R/SEAT FRT HGE (17 208)
84-87	D1	14071451	2	68.00	FRAME, W/PAD, F/SEAT CUSH
84-87	D1	471018	2	11.70	HINGE, RR ST FRT
84-87	D1	14007475	LH	11.95	HINGE, RR ST BK CUSH
84-87	D1	14007476	HH	16.80	HINGE, RR ST BK CUSH
84-87	D1	473187	1	2.10	KNOB, ST CUSH HGE LVR
84-87	D1	471020	1	38.75	PAD, RR ST CUSH
84-87	D3 W/A52	15598756	1	51.25	PAD, FRT ST CUSH
84-87	D1	470974	2	1.95	PIN, RR ST FRT LWR HGE
84-88	D1.3	4878456	AR	.04	RING, HOG (11 373)
84-87	D1	14091215	16	.30	SCREW, RR SEAT CUSH T/PNL (2 706)
84-87	D1	14027797	1	145.00	SPRING, W/FRM, RR ST CUSH
84-87	D3 W/A52	14021204	1	129.00	SPRING, W/FRM, FRT ST CUSH

16.717 TRIM, Seat Cushion

84-87	D1	14075815	1	54.25	TRIM, RR ST CUSH (BRONZE)
84-87	D1	14075816	2	305.00	TRIM, FRT ST CUSH (BRONZE)
84-87	D3 W/AV5	14075372	1	91.00	TRIM, PASS ST CUSH (BRONZE)
84-87	D3 W/AV5	14075372	1	91.00	TRIM, DR ST CUSH (BRONZE)
84	D3 W/A52 (1ST DES)	14070448	1	180.00	TRIM, FRT ST CUSH (BRONZE) (NO RMC STICKER ON DASSI)
84	D3 W/A52 (2ND DES)	15594722	1	160.00	TRIM, FRT ST CUSH (BRONZE) (HAS RMC STICKER ON DASSI)
85-87	D3 W/A52	15594722	1	160.00	TRIM, FRT ST CUSH (BRONZE)

TRUCK CAB BODY PARTS

16.720 BOLT-BUSHING-COVER-FRAME-LOCK-PAD-RETAINER-RING-SPRING-WASHER, Seat Back

84-87 D1	14068723	2	36	BOLT, FRT SEAT BK LK PIV
84-87 D1	14069238	2	32	BUSHING, F/SEAT BK LK PIV(11 375)
84-87 D1	14067244	1	2.55	COVER, F/SEAT BK LK LWR
84-87 D1	20289493	1	2.15	COVER, D/SEAT BK LK LWR
84-87 D1	20293843	1	4.10	COVER, D/SEAT BK LK UPR(11 377)
84-87 D1	20398170	1	5.40	COVER, F/SEAT BK LK UPR(11 377)
84-87 D1	14071555	1	55.00	FRAME, W/PAD,D/SEAT BK CUSH
84-87 D1	14071556	1	55.00	FRAME, W/PAD,F/SEAT BK CUSH
84-87 D3 W/A52	14021208	1	54.00	FRAME, FRT ST BK CUSH
85-87 D3 W/A52	15598787	1	88.00	FRAME, W/PAD,F/SEAT BK CUSH
84-87 D1	20238207	1	15.60	LOCK, D/SEAT BK
84-87 D1	20410901	1	15.60	LOCK, F/SEAT BK
84-87 D1	471021	1	54.75	PAD, RR ST BK CUSH
84-85 D3 W/A52	14021208	1	52.75	PAD, FRT ST BK CUSH
84-87 D1, 3	20319841	AR	15	RETAINER, FBJ/ST(14.6B3)
84-85 D3	14032851	AR	68	RETAINER, FRT ST CUSH CVR TR (BRONZE)
84-87 D1, 3	4876488	AR	04	RING, HOG(11.373)
84-87 D1	14027788	1	54.00	SPRING, W/FRAME,RR ST BK CUSH
84-87 D1	1727059	2	45	WASHER, F/SEAT BK FRM CTH(11 390)
84-88 D3 W/A52	343978	AR	180	WASHER, FRT SEAT BK FRM HGE ARM P V (7 62B)

16.724 COVER-SCREW-TRIM, Seat Back

84-86 D3 W/A52	14037059	AR	1.10	COVER, FRT ST BK TR/PAINT AS REQD
84-87 D3 W/A52	14037080	AR	1.10	COVER, F/SEAT BK TR/PAINT AS REQD
84-87 D1	20025648	AR	.70	SCREW, FRT ST BK LK (M8 1 25X56 50) (11 581)
84-87 D3 W/A52	14022885	AR	37	SCREW, FRT ST BK TR CVR(16.225)
84-87 D1	14075815	1	72.50	TRIM, RR ST BK CUSH(BRONZE)
84-87 D1	14075817	2	305.00	TRIM, FRT ST BK CUSH (BRONZE)
84-87 D3 W/A55	14075373	1	33.25	TRIM, PASS ST BK CUSH(BRONZE)
84-87 D3 W/A55	14075373	1	33.25	TRIM, DR ST BK CUSH(BRONZE)
84-87 D3 W/A52 (1ST DFS)	14070453	1	180.00	TRIM, FRT ST BK CUSH (BRONZE) (NO RMC STICKER ON DASH)
84-87 D3 W/A52 (2ND DFS)	15594727	1	97.25	TRIM, FRT ST BK CUSH (BRONZE) (HAS RMC ST CKER ON DASH)

16.742 INSULATOR, Top Lining(Interior)

84-87 D1	14032744	2		INSULATOR, RF PNL
----------	----------	---	--	-------------------

16.800 INSULATION-INSULATOR-MAT-PLATE-RETAINER-SHIELD, Floor

84-87 D1, 3	3829935	1	11.10	INSULATION, FELT SHEATHING (3FTX75FT ROLL)
84-87 D1, 3	482233	1	33.25	INSULATOR (36"X36") (12 980)
84-87 D1	15591702	1	94.00	MAT, FLR & TOE PNL(BLACK)
84-87 D3	15594983	1	52.75	MAT, FLR & TOE PNL(BLACK)
84-87 D1	474022	1	19.55	PLATE, FLR PNL TRIM
84-87 D1, 3	20030401	2	13	RETAINER, FLR & TOE PNL MAT
84-87 D1, 3	14043813	1	4.20	SHIELD, FLR & TOE PNL HT

16.802 INSULATOR, Dash

85-87 D1, 3	15593831	1		INSULATOR, DA PNL
-------------	----------	---	--	-------------------

NOTES

TRUCK CAB AND BODY PARTS

D -- 1984 SEAT BELT CHART -- 16.714

MODEL & REQ	SERVICE	PROD	LOCATION	COLOR
FRONT				
31 161	15571247	15590450	D/SEAT LH	BF0W23-751
31 161	15571248	15590454	F/SEAT RH	BF0W23-751
33 A-452,Y5A ZW9	14079057	14070340	F/SEAT BENCH L/R	BF0W23-751
33 A-452,Y5A ZW9	14079058	14070346	F/SEAT BENCH R/R	BF0W23-751
3509 W/AUS	14075178	14075810	D/SEAT BK (LH)	BF0W23-751
3509 W/AUS	14075180	14075816	F/SEAT (RH)	BF0W23-751
CENTER				
33 A-452,Y5A ZW9	14079056	14070344	F/SEAT CTR BENCH	BF0W23-751
REAR				
31 161 M/PANT	14075176	14075374	R/SEAT (RH)	BF0W23-751
31 161 M/PANT	14075175	14075373	R/SEAT (LH)	BF0W23-751
31 161 M/PANT	14075174	14075372	R/SEAT CENTER	BF0W23-751

TRUCK CAB AND BODY PARTS

D -- 1985 SEAT BELT CHART -- 16.714

MODEL & RPO	SERVICE	ORIG	LOCATION	COLOR
FRONT				
D1.161	15591247	15590453	D/SEAT L/H	BRONZE-261
D1.161	15591248	15590454	R/SEAT R/H	BRONZE-261
D3 W/452,Y5A ZW9	14079057	14070544	R/SEAT BENCH L/H	BRONZE-261
D1 W/452,Y5A ZW4	14079058	14070546	R/SEAT BENCH R/H	BRONZE-261
D309 W/405	14075319	14075804	D/SEAT BKT L/H	BRONZE-261
D309 W/405	14075320	14075806	R/SEAT R/H	BRONZE-261
CENTER				
D3 W/452,Y5A ZW9	14079056	14070544	R/SEAT CTR BENCH	BRONZE-261
REAR				
D1.161 M/PANT	14075316	14075374	R/SEAT R/H	BRONZE-261
D1.161 M/PANT	14075315	14075373	R/SEAT L/H	BRONZE-261
D1.161 M/PANT	14075314	14075372	R/SEAT CENTER	BRONZE-261

TRUCK CAB AND BODY PARTS

D -- 1986 SEAT BELT CHART -- 16.714

MODEL & NO	SERVICE	PROD	LOCATION	COLOR
FRONT				
C1 161	15591247	15591450	D/SEAT L/R	BRONZE-76I
C1 161	15591248	15591450	D/SEAT R/H	BRONZE-76I
C309 WAVE	14075313	14075055	D/SEAT D+T (LH)	BRONZE-76I
C309 WAVE	14075353	14075056	D/SEAT (RH)	BRONZE-76I
REAR				
C1 161 W/AM7	14075316	14075074	R/SEAT (LH)	BRONZE-76I
C1 161 W/AM7	14075316	14075073	R/SEAT (RH)	BRONZE-76I
C1 161 W/AM7	14075314	14075072	R/SEAT CENTER	BRONZE-76I

NOTES

GROUP 17.000

TRUCK — LOAD CARRIER PARTS

ALPHABETICAL INDEX

A		D	
ADAPTER, Military Body Parts .. .	17 800	DECAL, Military Body Parts .. .	17 800
ARM, Military Body Parts .. .	17 800	DEHYDRATOR, Military Body Parts .. .	17 800
B		DOOR, Military Body Parts .. .	17 800
BACKREST, Military Body Parts .. .	17 800	DUCT, Military Body Parts .. .	17 800
BALLAST, Military Body Parts .. .	17 800	E	
BASE, Military Body Parts .. .	17 800	EXTENDER, Military Body Parts .. .	17 800
BEZEL, End Gate Lock .. .	17 204	F	
BLOCK & TACKLE, Military Body Parts .. .	17 800	FAN, Military Body Parts .. .	17 800
BLOCK, Military Body Parts .. .	17 800	FILTER, Military Body Parts .. .	17 800
BLOWER, Military Body Parts .. .	17 800	FRAME, Military Body Parts .. .	17 800
BOLT, End Gate(Closing) .. .	17 208	G	
BOLT, End Gate Support .. .	17 202	GASKET, Military Body Parts .. .	17 800
BOLT, Military Body Parts .. .	17 800	GATE, End Gate Top and Bottom .. .	17 185
BOLT, Pickup Box .. .	17 090	GLASS, Military Body Parts .. .	17 800
BOW, Military Body Parts .. .	17 800	GLASS, Upper End Gate .. .	17 190
BOX, Military Body Parts .. .	17 800	GRILLE, Military Body Parts .. .	17 800
BRACE, Body Load Corner .. .	17 505	GROMMET, Military Body Parts .. .	17 800
BRACE, Pickup Box .. .	17 090	GUDE, End Gate(Closing) .. .	17 208
BRACKET, End Gate Support .. .	17 202	H	
BRACKET, Military Body Parts .. .	17 800	HANDLE, End Gate Lock .. .	17 204
BRACKET, Pickup Box .. .	17 080	HANDLE, Military Body Parts .. .	17 800
BREAKER, Military Body Parts .. .	17 800	HANDLE, Military Body Parts .. .	17 800
BULB, Military Body Parts .. .	17 800	HINGE, End Gate(Closing) .. .	17 208
BUMPER, End Gate(Closing Support) .. .	17 225	L	
BUMPER, End Gate Support .. .	17 202	LATCH, End Gate Lock .. .	17 188
BUMPER, Military Body Parts .. .	17 800	LOCK, End Gate Lock .. .	17 204
BUMPER, Upper End Gate .. .	17 190	M	
BUSHING, End Gate(Closing) .. .	17 208	Military Body Parts .. .	17 800
BUSHING, Military Body Parts .. .	17 800		
C			
CABLE, Military Body Parts .. .	17 800		
CAPACITOR, Military Body Parts .. .	17 800		
CAP, End Gate Support .. .	17 202		
CASE, Military Body Parts .. .	17 800		
CHANNEL, Military Body Parts .. .	17 800		
CHANNEL, Upper End Gate .. .	17 190		
CLAMP, Military Body Parts .. .	17 800		
CLASP, Military Body Parts .. .	17 800		
CLIP, End Gate Lock .. .	17 198		
CLIP, End Gate Lock .. .	17 204		
CLIP, Military Body Parts .. .	17 800		
COIL, Military Body Parts .. .	17 800		
CONNECTOR, Military Body Parts .. .	17 800		
CONTROL BOX, Military Body Parts .. .	17 800		
CONTROL, End Gate Lock .. .	17 198		
COVER, End Gate Top and Bottom .. .	17 185		
COVER, Military Body Parts .. .	17 800		
CURTAIN, Military Body Parts .. .	17 800		
CUSHION, Military Body Parts .. .	17 800		

ALPHABETICAL INDEX

N

NUT, Pickup Box .. 17.090

P

PAD, Pickup Box .. 17.080
 PANEL, Body Load Carrier .. 17.505
 PANEL, Load Platform Front End .. 17.455
 PIN, End Gate(Closing) .. 17.208
 PIN, End Gate Lock .. 17.204
 PLATE, End Gate(Closing Support) .. 17.225
 PLATE, Floor .. 17.400
 PLATFORM, Floor .. 17.400
 PLUG, End Gate(Closing) .. 17.208

R

REINFORCEMENT, Pickup Box .. 17.090
 REINFORCEMENT, Platform Cross .. 17.405
 RETAINER, End Gate Lock .. 17.204
 RETAINER, End Gate Support .. 17.202
 ROD, End Gate Lock .. 17.198
 ROD, End Gate Support .. 17.202

S

SASH, Upper End Gate .. 17.190
 SCREW, End Gate(Closing Support) .. 17.225
 SCREW, End Gate Lock .. 17.198
 SEAL, End Gate Lock .. 17.204
 SEAL, End Gate Top and Bottom .. 17.185
 SEAL, Upper End Gate .. 17.190
 SHIELD, cover pkg .. 17.507
 SHIELD, Body Load Carrier .. 17.505
 SIDE, Body Load Carrier .. 17.505
 SILENCER, End Gate Support .. 17.202
 SILL, Platform Cross .. 17.405
 SPACER, cover pkg .. 17.507
 SPACER, End Gate Lock .. 17.188
 SPACER, End Gate Support .. 17.202
 SPACER, Platform Cross .. 17.405
 SPRING, End Gate Lock .. 17.188
 SPRING, End Gate Support .. 17.202
 STOP, End Gate(Closing Support) .. 17.225
 STRIKER, End Gate Lock .. 17.188
 STRUT, Storage Compartment .. 17.510
 STUD, End Gate Support .. 17.202
 SUPPORT, End Gate Support .. 17.202
 SUPPORT, Pickup Box .. 17.090
 SUPPORT, Storage Compartment .. 17.510

T

TRUNNION, End Gate(Closing) .. 17.208

W

WASHER, End Gate Lock .. 17.198
 WASHER, End Gate Lock .. 17.204
 WEATHERSTRIP, End Gate Top and Bottom .. 17.185
 WEATHERSTRIP, Upper End Gate .. 17.190
 WEDGE, End Gate Lock .. 17.198

TRUCK LOAD CARRIER PARTS

17.090 BOLT-BRACE-BRACKET-NUT-PAD-REINFORCEMENT-SUPPORT, Pickup Box

NOTE 1. FOR VEHICLES WITH TAIL GATE

84-87	D3	14038924	2	3.05	BOLT, PJBX BODY (RD HC SQ HK 1 125 13X11 R20)
84-87	D3 W/Y5A	15599929	2	10.35	BOLT, COMM SHLTR TIE DN BRKT SUPT
85	D3 W/Y5A (2ND DES)	15591707	LH	12.70	BRACE, COMM SHLTR TIE DN BRKT (NOTE 1)
85	D3 W/Y5A (2ND DES)	15591710	RH	12.70	BRACE, COMM SHLTR TIE DN BRKT (NOTE 1)
86-87	D3 W/Y5A	15591707	LH	12.70	BRACE, COMM SHLTR TIE DN BRKT
86-87	D3 W/Y5A	15591710	RH	12.70	BRACE, COMM SHLTR TIE DN BRKT
84-87	D3 W/Y5A	14072452	1	79.50	BRACKET, COMM SHLTR TIE DN FR
84-87	D3 W/Y5C	14072307	6	4.05	NUT, CARGO TIE DN EYE
84-87	D3 W/Y5A	14072480	2	2.10	PAD, COMM SHLTR TIE DN BRKT
84-87	D3 W/Y5A	14072480	2	2.10	PAD, COMM SHLTR TIE DN BRKT SUPT
84-87	D3 W/Y5C	14072305	6	5.35	REINFORCEMENT, CARGO TIE DN EYE NJT
84-87	D3 W/Y5C	14072308	6	5.35	REINFORCEMENT, CARGO TIE DN EYE NJT
84	D3 W/Y5A	14072457	2	75.25	SUPPORT, COMM SHLTR TIE DN BRKT
85	D3 W/Y5A (1ST DES)	14072457	2	75.25	SUPPORT, COMM SHLTR TIE DN BRKT (FOR VEHICLE W/OUT TAILGATE)
85	D3 W/Y5A (2ND DES)	15591708	RH	73.25	SUPPORT, COMM SHLTR TIE DN BRKT (NOTE 1)
85	D3 W/Y5A (2ND DES)	15591708	RH	73.25	SUPPORT, COMM SHLTR TIE DN BRKT (FOR VEHICLE WITH TAILGATE)
85	D3 W/Y5A (2ND DES)	15591707	LH	12.70	SUPPORT, COMM SHLTR TIE DN BRKT (FOR VEHICLE WITH TAILGATE)
85	D3 W/Y5A (2ND DES)	15591709	LH	73.25	SUPPORT, COMM SHLTR TIE DN BRKT (NOTE 1)
86-87	D3 W/Y5A	15591708	RH	73.25	SUPPORT, COMM SHLTR TIE DN BRKT
86-87	D3 W/Y5A	15591709	LH	73.25	SUPPORT, COMM SHLTR TIE DN BRKT

17.185 COVER-GATE-SEAL-WEATHERSTRIP, End Gate Top and Bottom

84-87	D1	8274890	1	17.70	COVER, END GATE WDO REG ACC HOLE
84-87	D1	15522727	1	422.00	GATE, END WLDG ASM ONLY)
84-87	D3 W/E63	15596904	1	190.00	GATE, END
84-87	D1	15593570	2	1.85	SEAL, END GATE INR PNL CVR(SIDE)
84-87	D1	15593571	2	1.85	SEAL, END GATE INR PNL CVR(CENTER)
84-87	D1	326934	1	27.00	WEATHERSTRIP, END GATE

17.190 BUMPER-CHANNEL-GLASS-SASH-SEAL-WEATHERSTRIP, Upper End Gate

84-87	D1	8785295	1	59	BUMPER, END GATE WDO GLS
84-87	D1	470949	LH	15.70	CHANNEL, END GATE WDO GLS
84-87	D1	6274836	RH	15.70	CHANNEL, END GATE WDO GLS
84-87	D1	14076899	1	160.00	GLASS, END GATE WDO
84-87	D1	340053	1	15.95	SASH, END GATE WDO GLS
84-87	D1	327006	1	1.00	SEAL, END GATE WDO GLS OTR
84-87	D1	327006	1	1.00	SEAL, END GATE WDO GLS INR
84-87	D1	358593	1	51.75	WEATHERSTRIP, END GATE WDO GLS

17.198 CLIP-CONTROL-LATCH-ROD-SCREW-SPACER-SPRING-STRIKER-WASHER-WEDGE, End Gate Lock

84-87	D1	15545178	AR	40	CLIP, END GATE LAT REM CONT ROD
84-87	D3 W/E63	3889854	2	10	CLIP, T/GATE LATCH OPER ROD
84-87	D1	14039712	1	16.30	CONTROL, END GATE LAT REM
84-87	D1	473995	LH	19.15	LATCH, END GATE
84-87	D1	14039710	PH	19.15	LATCH, END GATE
84-87	D3 W/E63	15594843	LH	11.65	LATCH, END GATE
84-87	D3 W/E63	15594844	PH	11.65	LATCH, END GATE
84-87	D1	331838	1	7.35	ROD, END GATE LAT REM CONT BLOCKOUT
84-87	D1	473917	LH	2.00	ROD, END GATE LAT REM CONT
84-87	D1	8742340	1	4.05	ROD, END GATE REM CONT HDL(12 242)
84-87	D1	14039716	RH	2.00	ROD, END GATE LAT REM CONT
84-87	D3 W/E63	14021389	2	2.55	ROD, END GATE LAT OPER
84-87	D1	8762501	1	40	SCREW, END GATE LAT REM CONT HDL (12 242)
84-87	D1	8274849	AR	38	SPACER, END GATE LAT
84-87	D1	15593886	1	75	SPRING, END GATE LAT REM CONT BLOCKOUT
84-87	D1	8274847	LH	1.65	STRIKER, END GATE
84-87	D1	8274848	RH	1.65	STRIKER, END GATE
84-88	D1.1	1260895	AR	28	WASHER, END GATE SUPT(8.929)

TRUCK LOAD CARRIER PARTS

17.198 CLIP-CONTROL-LATCH-ROD-SCREW-SPACER-SPRING-STRIKER-WASHER-WEDGE, End Gate Lock (Con't)

84 88 D1 6262115 2 1 25 WEDGE, END GATE

17.202 BOLT-BRACKET-BUMPER-CAP-RETAINER-ROD-SILENCER-SPACER-SPRING-STUD-SUPPORT, End Gate Support

84 86 D1 7740374 AP 1 75 BOLT, END GATE SUPT TO BODY
OPENING (3/8-16 X 1 1/2)
84 87 D1 14021317 2 1 35 BOLT, END GATE SUPT TO END GATE
(3/8-16 X 1 1/2)
84 87 D1 337899 2 83 BRACKET, END GATE TORQ ROD
84 87 D1 6274854 2 64 BRACKET, END GATE TORQ ROD
84 87 D3 W/E63, E35 14032787 2 1 45 BUMPER, END GATE
84 87 D1 15622707 LH 3 10 CAP, END GATE WDO G1 S GUIDE CHAN
84 87 D1 15622708 RH 3 10 CAP, END GATE WDO G1 S GUIDE CHAN
84 86 D1 9431762 1 35 RETAINER, END GATE WDO REG CLU
84 87 D1 334101 LH 7 90 ROD, END GATE TORQ
84 87 D1 334102 RH 7 90 ROD, END GATE TORQ
84 87 D1 334103 LH 2 90 SILENCER, END GATE TORQ ROD
84 87 D1 334104 RH 2 90 SILENCER, END GATE TORQ ROD
84 87 D1 14021292 2 28 SPACER, END GATE SUPT
84 87 D1 14021315 LH 25 SPRING, END GATE SUPT
84 87 D1 14021316 RH 25 SPRING, END GATE SUPT
84 87 D1 473894 2 8 75 STUD, END GATE TORQ ROD AND
84 87 D1 6274850 2 9 00 SUPPORT, END GATE

17.204 BEZEL-CLIP-HANDLE-LOCK-PIN-RETAINER-SEAL-WASHER, End Gate Lock

84 87 D1 327016 1 2 05 BEZEL, END GATE WDO REG HDL
84 87 D1 5718816 1 1 45 CLIP, END GATE WDO REG KNOB(12 195)
84 87 D1 4495180 1 20 65 HANDLE, END GATE LAT REM CONT
(12 242)
84 87 D1 14072497 1 61 25 HANDLE, W/KNOB & ESCUTCHEON, END
GATE WDO REG
84 87 D3 W/E63 14021275 1 14 70 HANDLE, END GATE LAT OPER
84 87 D1 15599876 1 5 80 LOCK, END GATE W/KEY
84 87 D1 5717887 1 1 PIN, END GATE WDO REG HDL(12 195)
84 87 D1 5713276 1 61 RETAINER, END GATE WDO REG DR
(12 195)
84 87 D1 470993 1 78 SEAL, END GATE LAT REM CONT HDL
84 87 D1 5713274 1 48 WASHER, END GATE WDO REG DR
(12 195)

17.208 BOLT-BUSHING-GUIDE-HINGE-PIN-PLUG-TRUNNION, End Gate(Closing)

84 87 D3 W/E63 15598758 4 58 BOLT, END GATE TRUN (3/8-16X1 1/25)
(3 015)
84 87 D3 W/E63 15598758 4 59 BOLT, END GATE LINK (3/8-16X1 1/25) (3
015)
84 87 D1 335524 2 2 00 BUSHING, END GATE HGE
84 87 D1 334132 2 45 GUIDE, END GATE SUPT
84 87 D1 337788 2 20 70 HINGE, END GATE
84 87 D3 W/E63, E35 15599975 LH 2 95 HINGE, PUBX E/GATE INR
84 87 D3 W/E63, E35 15599976 RH 2 95 HINGE, PURX E/GATE INR
84 87 D1 6271989 AH 1 00 PIN, END GATE HINGE BSHG(10 466)
84 87 D1 6272546 1 PIN, END GATE HGE
84 86 D1 14050440 1 16 PLUG, E/GATE SUPT SPR(3 163)
84 87 D1 3 14050440 1 16 PLUG, FRT W/H PNL HOLE(3 163)
84 87 D3 W/E63, E35 14021385 LH 2 85 TRUNNION, END GATE
84 87 D3 W/E63, E35 14021386 RH 5 60 TRUNNION, END GATE

17.225 BUMPER-PLATE-SCREW-STOP, End Gate(Closing Support)

84 87 D3 W/E63, E35 6262029 2 51 BUMPER, END GATE LINK(9 766)
84 87 D3 W/E63, E35 458025 LH 10 55 PLATE, W/LINK & STRICKER, END GATE
84 87 D3 W/E63, E35 458026 RH 10 55 PLATE, W/LINK & STRICKER, END GATE
85 87 D1 4304027 1 SCREW, END GATE WDO REG KNOB
84 87 D1 335452 1 58 STOP, END GATE LAT REM CONT
BLKOUT ROD

17.400 PLATE-PLATFORM, Floor

84 87 D1 339960 1 4 10 PLATE, SHOULDER BELT AND (16 715)
84 87 D1 14026395 1 388 00 PLATFORM.
84 87 D3 15598994 1 303 00 PLATFORM.

17.405 REINFORCEMENT-SILL-SPACER, Platform Cross

84 87 D3 W/Y5A 14072466 2 14 25 REINFORCEMENT, RP SILL

TRUCK LOAD CARRIER PARTS

17.405 REINFORCEMENT-SILL-SPACER, Platform Cross (Con't)

84-87	D3 W/Y5A	14072459	2	3 40	REINFORCEMENT, CR SILL FRT
84-87	D3	3899840	1	53 00	SILL, RR CR
84-87	D3 W/Y5A, Y5C	14078894	1	48	SPACER, CR SILL

17.455 PANEL, Load Platform Front End

84-87	D3 W/E35, E63	14049881	1	81 25	PANEL, FRT END
-------	---------------	----------	---	-------	----------------

17.505 BRACE-PANEL-SHIELD-SIDE, Body Load Carrier

84-87	D1	330438	2	3 20	BRACE, SI QTR PNI
84-87	D3 W/E35, E63	330438	2	3 20	BRACE, SI QTR PNI
84-87	D1	14027451	LH	53 41	PANEL, W/H
84-87	D1	14027454	RH	55 55	PANEL, W/H
84-87	D3 W/E35, E63	14027451	2	53 41	PANEL, W/H
84-87	D3 W/E35, E63	15597621	LH	387 60	PANEL, SI
84-87	D3 W/E35, E63	15597630	RH	387 60	PANEL, SI
84-87	D1	467811	LH	4 70	SHIELD, BODY SI PNL
84-87	D1	467812	RH	4 70	SHIELD, BODY SI PNL
84-87	D3 W/E35, E63	467813	LH	4 99	SHIELD, SI PNL
84-87	D3 W/E35, E63	467814	RH	4 61	SHIELD, SI PNL
84-87	D1	14026209	LH	429 40	SIDE, BODY(COMP1)
84-87	D1	14073952	RH	429 40	SIDE, BODY(COMP1)

17.507 SHIELD-SPACER, cover pkg

84-87	D3	14027529	LH	5 50	SHIELD, BODY SI PNL, STONE(PLASTIC)
84-87	D3	14027530	RH	5 50	SHIELD, BODY SI PNL, STONE(PLASTIC)
84-87	D3 W/E35	15599250	1	4 30	SPACER, PURX BODY

17.510 STRUT-SUPPORT, Stowage Compartment

84-87	D1	471079	1	52 25	STRUT, RR ST STOWAGE
84-87	D3 W/Y5A, Y5C, Y5R	14074435	2	87	SUPPORT, WEAPON

17.800

84-87	D3 W/YD6	15538482	1	148 00	ADAPTER, AUX H10 AIR QTLT
84-87	D3 W/Y5D	15537702	1	14 35	ADAPTER, AUX H10 EXH QTLT
84-87	D3	15529767	1		ARM, HGT ADJ, A/SEAT(AMBULANCE)
84-87	D3	15529768	1		ARM, TRAVEL ADJ, A/SEAT(AMBULANCE)
84-87	D3	15529672	2	77 00	BACKREST, BODY SIDE(AMBULANCE)
84-87	D3	15529778	1	85 75	BALLAST, W/END CAP(AMBULANCE)
84-87	D3	15529689	12	75 00	BASE, FOCUS LIGHT M/G(AMBULANCE)
84-87	D3	15529755	1		BASE, A/SEAT(AMBULANCE)
84-87	D3 W/YD5	15538456	1	58 00	BASE, AUX HEATER
84-87	D3	15529792	2	76 50	BLOCK, FUSE(AMBULANCE)
84-87	D3	15529774	1		BLOCK & TACKLE, A/SEAT(AMBULANCE)
84-87	D3 W/Y5D	15536491	LH	49 00	BLOWER, A/C WHEEL
84-87	D3 W/Y5D	15536492	RH	49 00	BLOWER, A/C WHEEL
84-87	D3 W/Y5A	14072458	2	16 85	BOLT, COMM SHLTR TIE DN RR BRKT
84-87	D3 W/Y5C	14072470	3	88 00	BOW, CARGO CVR RF
84-87	D3	15529707	LH	1887 00	BOX, STOWAGE(AMBULANCE)
84-87	D3	15529708	RH	1546 00	BOX, STOWAGE(AMBULANCE)
84-87	D3 W/Y5D	15536513	1	108 00	BOX, AIR QTLT
84-87	D1	15598961	1	7 30	BRACKET, CHEM DECONTAMINATION UNIT
84-87	D1	15598965	1	4 55	BRACKET, WEAPON MT
84-87	D1, 3	14074439	1	33 00	BRACKET, CHEM AGENT DETECTOR
84-87	D1, 3 W/Y5A, Y5C, Y5Q, Y5R	14074437	2	7 65	BRACKET, WEAPON MT
84-87	D1, 3 W/Y5A, Y5C, Y5R	14074441	1	4 60	BRACKET, PIPE EXTINGUISHER
84-87	D3	14074432	1	5 35	BRACKET, CHEM DECONTAM UNIT
84-87	D3	15529656	2	1 40	BRACKET, FLOOD LIGHT MT (AMBULANCE)
84-87	D3	15529662	1	68 75	BRACKET, ANTENNA MTG (W/CTR HOLE) (AMB)
84-87	D3	15529663	1	8 35	BRACKET (Z-SHAPED) ANTENNA MTG (AMB)
84-87	D3	15529692	2	21 30	BRACKET, PAT ENT ASST(AMBULANCE)
84-87	D3	15529695	1		BRACKET, HAT SECTION(AMBULANCE)
84-87	D3	15529759	1		BRACKET, SUPT A/SEAT(AMBULANCE)
84-87	D3	15529769	1	53 00	BRACKET, SEAT BELT(AMBULANCE)
84-87	D3	15529771	LH	129 00	BRACKET, BRG(AMBULANCE)
84-87	D3	15529772	RH	129 00	BRACKET, BRG(AMBULANCE)
84-87	D3 W/Y5A	15599930	2	22 80	BRACKET, COMM SHLTR TIE DN RH
84-87	D3 W/Y5A, Y5C, Y5Q, Y5R	14074441	LH	4 60	BRACKET, WEAPON MT
84-87	D3 W/Y5A, Y5C, Y5Q, Y5R	14074442	RH	4 60	BRACKET, WEAPON MT
84-87	D3 W/Y5A, Y5C, Y5P	15589270	1	1 85	BRACKET, FIRE EXTINGUISHER
84-87	D3 W/Y5C	14072488	2	45 25	BRACKET, CARGO CVR RF BOW HGE
84-87	D3 W/Y5D	15536516	1	74 75	BRACKET, A/C Q/S AIR LEVER

WAREHOUSING AND DISTRIBUTION DIVISION OF GENERAL MOTORS CORPORATION — LT TRUCK — 52D

TRUCK LOAD CARRIER PARTS

17.800 (Con't)					
85	D3 W/Y5A (1ST DFS)	15599930	2	22.80	BRACKET, COMM SHLTR TIE ON RR (FOR VEHICLES W/OUT TAILGATE)
85	D3 W/Y5A (2ND DFS)	15591705	2	23.10	BRACKET, COMM SHLTR TIE ON RR (FOR VEHICLES WITH TAILGATE)
84-87	D3 W/Y5A	15591705	2	23.10	BRACKET, COMM SHLTR TIE ON RR
84-87	D3	15529795	1	47.35	BREAKER, CIRCUIT 60 AMP (AMBULANCE)
84-87	D3 W/Y5D	15537698	1	45.50	BREAKER, AUX HTR CIRCUIT
84-87	D3	15529784	2		BULB, FLOOD LIGHT (AMBULANCE)
84-87	D3	15529618	4	17	BUMPER, R/D (STR, ROUND) (AMBULANCE)
84-87	D3	15529699	7	2.60	BUMPER, UPR (SHORT) (AMBULANCE)
84-87	D3	15529700	6	2.60	BUMPER, LWR (LONG) (AMBULANCE)
84-87	D3 W/Y5C	15599919	1	74	BUSHING, CARGO CVR BOW HGE BRKT
84-87	D3	15529798	1	33.25	CABLE, JUMPER (AMBULANCE)
84-87	D3 W/YD5	15536474	2	17.05	CABLE, FRESH A/R & BLEND DR CONT
84-87	D3 W/Y5D	15537728	2	57.50	CAPACITOR, A/C EVAP BLD MOTOR
84-87	D3 W/Y5D	15536485	1	943.00	CASE, A/C MAIN
84-87	D3	15529653	4	10.60	CHAIN, W/HOOK, 1/2" (AMBULANCE)
84-87	D3 W/RR TADOP SEAT	14072324	2	20.65	CLAMP, R/SEAT SUPT (1.04 INCH LG)
84-87	D3 W/RR TADOP SEAT	14072325	4	24.30	CLAMP, R/SEAT SUPT (6.5 INCH LG)
84-87	D3 W/Y5D	15537693	1	12.75	CLAMP, HTR EXH PIPE TP ADAPTER (T-BOLT)
84-87	D3 W/Y5D	15537701	2	2.10	CLAMP, HTR FRESH A/R & BLEND DR CABLE
84-87	D3	15529720	2		CLASP, UPR LITTER HOLD (AMBULANCE)
84-87	D3	15529607	4	28	CLIP, SPOT LAMP (AMBULANCE)
84-87	D3	15529649	14	85	CLIP, DECAL REFT (AMBULANCE)
84-87	D3	15529662	2	2.10	CLIP, UPR LITTER HANGER (AMBULANCE)
84-87	D3	15529680	4	3.00	CLIP, STOW BOX DR CATCH (AMBULANCE)
84-87	D3	15529687	1	2.10	CLIP, BOOM STOW (AMBULANCE)
84-87	D3 W/Y5D	15537750	1	509.00	COIL, A/C EVAPORATOR
84-87	D3 W/Y5D	15537756	1	461.00	COIL, A/C COND
84-87	D3	15529617	4	57.25	CONNECTOR, 15 AMP (MALE) (AMBULANCE)
84-87	D3 W/YD5	15536470	1	90.75	CONTROL BOX, AUX HTR/RP HALF
84-87	D3	15529675	2	4.15	COVER, TOGGLE SW (AMBULANCE)
84-87	D3	15529385	1	27.75	COVER, RELAY PNL (AMBULANCE)
84-87	D3 W/YD5	15536459	1	33.25	COVER, AUX HTR BASE FR
84-87	D3 W/YD5	15536471	1	84.00	COVER, AUX HTR CONT BOX (FR HALF)
84-87	D3 W/Y5C	14072475	1	1119.00	COVER, RF
84-87	D3 W/Y5D	15536489	1	244.00	COVER, A/C EVAPORATOR BLOWER
84-87	D3	15529733	2	52.75	CURTAIN, BLACK/OUT (AMBULANCE)
84-87	D3	15529748	1	43.75	CURTAIN, SLDG DP, BLACK OUT (AMBULANCE)
84-87	D3	15529718	2	191.00	CUSHION, UPR LITTER (AMBULANCE)
84-87	D3	15529786	1		CUSHION, A/SEAT (AMBULANCE)
84-87	D3	15529660	1	381.00	DECAL, RED CROSS POOF (AMBULANCE)
84-87	D3	15529666	2	158.00	DECAL, RED CROSS BODY SI (AMBULANCE)
84-87	D3	15529658	2	82.25	DECAL, MED NSIGNIA (AMBULANCE)
84-87	D3	15546925	2	88.75	DECAL, RED CROSS RR DR (AMBULANCE)
84-87	D3 W/Y5D	15538521	1	22.50	DECAL, A/C CONTROL PANEL
84-87	D3 W/Y5D	15536501	1	57.75	DEHYDRATOR, W/FILTER, A/C
84-87	D3	14072403	1	5.75	DOOR, TRLR FR WRC HARN COVN
84-87	D3	15529660	1	141.00	DOOR, HTR ACCESS (AMBULANCE)
84-87	D3	15529709	LH	59.50	DOOR, STOWAGE BOX FR DTR (AMBULANCE)
84-87	D3	15529710	RH	59.50	DOOR, STOWAGE BOX, FR DTR (AMBULANCE)
84-87	D3	15529715	LH	59.50	DOOR, STOWAGE BOX RR INR (AMBULANCE)
84-87	D3	15529716	1	58.50	DOOR, STOW BOX RR INP (AMBULANCE)
84-87	D3	15529723	RH	900.00	DOOR, RP (COMPLETE) (AMBULANCE)
84-87	D3	15529724	RH	900.00	DOOR, RP (AMBULANCE)
84-87	D3	15529725	1	495.00	DOOR, RR WELDING (LESS HARDWARE) (AMB)
84-87	D3	15529726	RH	495.00	DOOR, SUB, RF (AMBULANCE)
84-87	D3	15529743	1	490.00	DOOR, SLIDING (COMP. FTF) (AMBULANCE)
84-87	D3	15529744	1	255.00	DOOR, SLIDING, WELDING (LESS HARDWARE) (AMB)
84-87	D3 W/Y5A, Y5C	14072403	1	5.75	DOOR, TRLR FR WRC HARN COVN
84-87	D3 W/YD5	15536457	1	183.00	DUCT, AUX HTR FRESH A/R INLET

TRUCK LOAD CARRIER PARTS

17.800 (Con't)					
84-87 D3	15529740	2			EXTENDER, PULLMAN (ALUM)
					(AMBULANCE)
84-87 D3 W/YD5	15535457	1	39 25		FAN, AUX HTR RECR AIR BLD
84-87 D3 W/Y5D	15537731	2	30 50		FAN, A/C COND SR MOTOR
84-87 D3 W/YD5	14072373	1			FILTER, PATIENT COMPT HEATH FUEL
84-87 D3 W/Y5D	15537720	1	17 20		FILTER, A/C FRESH AIR
84-87 D3 W/RR TROOP SEAT	14072319	18	34 25		FRAME, R/SEAT
84-87 D3 W/Y5D	15537698	1	7 90		GASKET, AUX HTR FRESH AIR D(I)R
84-87 D3 W/Y5D	15537703	1	10 30		GASKET, AUX HTR EXP DTIT F(I)D
84-87 D3 W/Y5D	15537704	1	29 25		GASKET, AUX HTR EXP
84-87 D3	15529738	2	29 00		GLASS, R/D (AMBULANCE)
84-87 D3	15529748	1	14 35		GLASS, SLDG DR (AMBULANCE)
84-87 D3 W/YD5	15536468	1	151 00		GRILLE, AUX HTR TREATED AIR DTLT
84-87 D3 W/Y5D	15536611	1	95 25		GRILLE, A/C COND SR AIR INLET
84-87 D3	15529678	7	29		GROMMET, BODY SI STRAIN RELIEF
					(AMBULANCE)
84-87 D3 W/YD5	15536472	1	60		GROMMET, AUX HTR CONT BOX PRI 24
					(D)
84-87 D3 W/YD5	15536473	1	37		GROMMET, AUX HTR CONT BOX PR
					(357 D)
84-87 D3	15529721	2	65 00		HANDLE, UPD LITTER, TELESCOPING
					(AMBULANCE)
84-87 D3	15529731	LH	12 40		HANDLE, INSIDE R/D (AMBULANCE)
84-87 D3	15529732	RH	12 40		HANDLE, INSIDE R/D (AMBULANCE)
84-87 D3	15529734	1	45 25		HANDLE, R/D OUTSIDE (AMBULANCE)
84-87 D3	15529747	1	9 20		HANDLE, SLDG DR (AMBULANCE)
84-87 D3	15529750	1	22 05		HANDLE, SLDG DR, CAB SIDE
					(AMBULANCE)
84-87 D3	15529609	1	38 50		HANDLE KIT, SPOTLAMP (AMBULANCE)
84-87 D3	15529651	1	131 00		HANGER, LITTER UPD (AMBULANCE)
84-87 D3	15529601	1	312 00		HARNES. BODY WPGI (AMBULANCE)
84-87 D3	15529602	1	130 00		HARNES. 28V WRG (AMBULANCE)
84-87 D3	15529765	1	21 15		HARNES. ROOF WRG (AMBULANCE)
84-87 D3	15529793	1	57 25		HARNES. RR WRG (AMBULANCE)
84-87 D3	15529794	1	57 25		HARNES. FRT WRG (AMBULANCE)
84-87 D3	15529800	1	124 00		HARNES. W/PLUG, 60 AMP
					(AMBULANCE)
84-87 D3 W/Y5D	15536478	1	74 25		HARNES. AUX HTR LIGHT SOCKET
84-87 D3 W/Y5D	15537721	1	67 00		HARNES. A/C TRANSORR & CHOKE
84-87 D3 W/Y5D	15537722	1	46 25		HARNES. AUX HTR HEATER CONTROL
84-87 D3 W/Y5D	15537737	1	50 75		HARNES. A/C EVAP B/D
84-87 D3 W/Y5D	15537749	1	47 75		HARNES. A/C COND SR MOTOR
84-87 D3 W/Y5D	15537751	1			HARNES. A/C WIRING
84-87 D3	15529751	1	37 50		HASP, W/SHAFT, HDL, CAB SIDE
					(AMBULANCE)
84-87 D3	15529604	1	80 25		HEAD, SPOTLIGHT (AMBULANCE)
84-87 D3	15529689	5	18 10		HINGE, REAR DOOR (AMBULANCE)
84-87 D3	15537511	2	42 75		HITCH, TOWING (AMBULANCE)
84-87 D3	15529730	2	36 75		HOLDBACK, RR DR 135 DEGREES
					(AMBULANCE)
84-87 D3	15529705	LH	7 50		HOOK, SI OF STEP (AMBULANCE)
84-87 D3 W/YD5	15536464	1	58 50		HQSE, AUX HTR RECR AIR DTLT
84-87 D3 W/Y5D	15536506	1	12 00		HQSE, A/C EVAP PAN DRAIN
84-87 D3 W/Y5D	15537718	1	31 50		HQSE, AUX HTR FUEL INLET
84-87 D3	15529780	1	13 85		HOUSING, BLACKOUT LIGHT
					(AMBULANCE)
84-87 D3	15529783	2	32 00		HOUSING, W/BACKET FLOOD
					(AMBULANCE)
84-87 D3	15529787	4	120 00		HOUSING, W/LENS, FOCUS LIGHT
					(AMBULANCE)
84-87 D3 W/Y5D	15536487	2	20 90		INSULATION, A/C S DE RR
84-87 D3 W/Y5D	15536504	1	26 25		INSULATION, TUBING A/C PRESS LINE
84-87 D3 W/Y5D	15537700	1	26 25		INSULATION, A/C SUCT ON LINE TUBING
84-87 D3 W/Y5D	15537741	LH	14 00		INSULATION, A/C SIDE INTER
84-87 D3 W/Y5D	15537742	1	21 00		INSULATION, A/C FRT LOWER
84-87 D3 W/Y5D	15537743	RH	22 75		INSULATION, A/C SIDE FRT
84-87 D3 W/Y5D	15537744	RH	22 75		INSULATION, A/C SIDE INTER
84-87 D3 W/Y5D	15537747	LH	32 75		INSULATION, AUX HTR SIDE FRT
84-87 D3 W/Y5D	15537754	1	55 25		INSULATION, A/C INNER COVER
84-87 D3 W/Y5D	15538480	2	16 15		INSULATOR, A/C MOTOR
84-87 D3 W/Y5D	15537705	1	5 55		KNOB, A/C COID CONTROL
84-87 D3 W/Y5D	15537714	2	1 30		KNOB, A/C RECR DOOR LEVER
84-87 D1, 3	14079087	1	110 00		LAMP, PATIENT ILL
84-87 D3	15529698	1	7 55		LANYARD, 6 INCHES LONG (AMBULANCE)
84-87 D3 W/RR TROOP SEAT	14072314	3	13 85		LANYARD, SUPT CLA

TRUCK LOAD CARRIER PARTS

17.800 (Can't)

84-87	D1, 3 W/Y5A, Y5C, Y5D YEP	14074438	2	15.30	LATCH, WEAPON
84-87	D3	15529749	1	41.50	LATCH, SLDG DR (SLAM LOCK) (AMBULANCE)
84-87	D3	15529659	1	8.85	LATCH ASM, DR HOLD OPEN
84-87	D3 W/RR TROOP SEAT	14072322	6	20.70	LEG, R/SEAT 18 INCH LGI
84-87	D3 W/RR TROOP SEAT	14072323	10	27.50	LEG, R/SEAT 23.3 INCH LGI
84-87	D3	15529671	1	41.75	LENS, FLOURESCENT LIGHT (AMBULANCE)
84-87	D3	15529781	1	120.00	LENS, BLACKOUT LIGHT (AMBULANCE)
84-87	D3 W/Y5D	15536483	1	40.25	LEVER, FRESH AIR & BLEND DR CONT
84-87	D3 W/Y5D	15536516	1	76.50	LEVER, A/C O/S AIR DOOR
84-87	D3	15529777	1	231.00	LIGHT, FLOURESCENT (AMBULANCE)
84-87	D3	15529779	1	143.00	LIGHT, BLACKOUT (AMBULANCE)
84-87	D3	15529782	2	36.00	LIGHT, FLOOD (AMBULANCE)
84-87	D3	15529786	4	165.00	LIGHT, FOCUS (AMBULANCE)
84-87	D3	15529789	2	8.80	LIGHT, FLOURESCENT BLACK OUT (AMBULANCE)
84-87	D3 W/Y5D	15536517	1	9.85	LINK, A/C O/S AIR DOOR
84-87	D3	15529717	2	406.00	LITTER, UPPER (AMBULANCE)
84-87	D3	15529727	1	106.00	LOCK, MECHANISM (BAR) RR DR (AMBULANCE)
84-87	D3	15529665	24	16.30	LOOP, FOOTMAN SPINE BD STRAP (AMBULANCE)
84-87	D3 W/Y5D	15537706	6	19.50	LOUVER, A/C AIR OTLT
84-87	D3	15529742	1	70.50	MAT, CAB RAMP (AMBULANCE)
84-87	D3	15529610	1	77.00	MFG KIT, SPOT LAMP (AMBULANCE)
84-87	D3	15529670	4	58.75	MOLDING, BODY SIDE COVE (AMBULANCE)
84-87	D3 W/Y5D	15537729	2	385.00	MOTOR, A/C COND SH FAN
84-87	D3 W/Y5D	15537730	1	332.00	MOTOR, AUX HTR RECIRC FAN BLO
84-87	D1, 3	528848	AR	65	NUT, SPL BARREL TYPE, SEALING 1-4-20 THD (12.875)
84-87	D3 W/Y5D	15537710	2	1.25	NUT, O/S AIR DOOR SW MOUNTING
85-87	D3 W/Y5A	15599994	2	42	NUT, COMM SHLTR TIE DN BKPT BR (9.847)
84-87	D3 W/Y5D	15538497	1	88	O RING, EVAP EXPN VLV LARGE
84-87	D3 W/Y5D	15538498	1	88	O RING, EVAP EXPN VLV SMALL
84-87	D3 W/Y5D	15538500	2	88	O RING, DEHYDRATOR OTLT TUBE
84-87	D3 W/Y5D	15538502	2	88	O RING, COND SH INLT TUBE
84-87	D3 W/Y5D	15538503	2	88	O RING, SUCTION RETURN LINE
84-87	D3 W/Y5D	15538506	1	75.25	PAN, A/C EVAPORATOR DRAIN
84-87	D3	15529683	1	190.00	PANEL, DELAY (AMBULANCE)
84-87	D3	15529688	1	20.95	PANEL, CTR FRT LINER (AMBULANCE)
84-87	D3	15529694	1	5.95	PANEL, HDR LINEP ACCESS (AMBULANCE)
84-87	D3	15529722	1	9.15	PANEL, RR DOOR ACCESS (AMBULANCE)
84-87	D3 W/Y5D	15536520	1		PANEL, A/C CONTROL
84-87	D3	15529783	LH	42.75	PIN, ATTENDANT SEAT LOCKING (AMBULANCE)
84-87	D3	15529784	RH	42.75	PIN, LOCKING (AMBULANCE)
84-87	D3	15529788	1	7.65	PIN, 5 IPT BRKT (AMBULANCE)
84-87	D3	15529770	1	43.25	PIN, TRACK LOCK (AMBULANCE)
84-87	D3	15529773	2	78.25	PIN, 5 IPT (AMBULANCE)
84-87	D3 W/RR TROOP SEAT	15599296	AR	32.25	PIN, DETENT AND LANYARD
84-87	D3 W/Y5D	15537735	1		PIPE, AUX HTR EXHAUST
84-87	D3	15529673	7	62.25	PIVET, WALL BRKT (AMBULANCE)
84-87	D1, 3	14075830	1	46.00	PLATE, GOVT AGENCY IDENT
84-87	D3	15529674	2	4.15	PLATE, TINGLIF SW (AMBULANCE)
84-87	D3	15529684	1	19.25	PLATE, MTG RELAY PNI (AMBULANCE)
84-87	D3	15529687	1	7.15	PLATE, STRIKER (AMBULANCE)
84-87	D3	15529690	2	2.15	PLATE, R/D HDR STR KER (AMBULANCE)
84-87	D3	15529691	2	2.80	PLATE, R/D SILL STR KER (AMBULANCE)
84-87	D3 W/YD5	15536461	1	17.55	PLATE, AUX HTR EXH DIT T FLR COLP
84-87	D3 W/YD5	15536468	1	18.55	PLATE, AUX HTR RECIRC FAN BLO MT
84-87	D3 W/YD5	15536465	1	109.00	PLENUM, AUX HTR TREATED AIR OTLT
84-87	D3 W/RR TROOP SEAT	15599954	18	3.15	PROTECTOR, R/SEAT 5 IPT
84-87	D3	15529739	1	173.00	PULLMAN (RUBBER) (AMBULANCE)
84-87	D3	15529657	2	57.25	RAIL, RUB (AMBULANCE)
84-87	D3 W/Y5C	14072461	LH	46.25	RAIL, CARGO CVR
84-87	D3 W/Y5C	14072462	PH	46.25	RAIL, CARGO CVR
84-87	D3 W/Y5C	14072463	LH	55.75	RAIL, CARGO CVR SI FRT
84-87	D3 W/Y5C	14072464	HH	55.75	RAIL, CARGO CVR SI FRT
84-87	D3 W/Y5C	14072465	LH	58.25	RAIL, CARGO CVR SI RR
84-87	D3 W/Y5C	14072466	RH	58.25	RAIL, CARGO CVR SI RR
84-87	D3 W/Y5C	14072467	1	46.75	RAIL, CARGO CVR HH

TRUCK LOAD CARRIER PARTS

17.800 (Con't)

84-87 D3	15529741	1		RAMP, CAB FLR(AMBULANCE)
84-87 D3	15529706	1	19 00	RECEPTACLE, TWIST LOCK PLUG (AMBULANCE)
84-87 D3 W/Y5A, Y5C	14076887	6	2 35	REINFORCEMENT, CR S LL
84-87 D3 W/Y5A, Y5C	15599958	1	37 00	REINFORCEMENT, CR S LL
84-87 D3 W/Y5C, Y5J	15599958	1	37 00	REINFORCEMENT, COMM RACK (5 WELD ON NUTS)
84-87 D3 W/Y5C, Y5J	15599958	1	38 00	REINFORCEMENT, COMM RACK (7 WELD ON NUTS)
84-87 D3	15529790	4	41 50	RELAY (AMBULANCE)
84-87 D3	15529791	1	57.25	RELAY, A/C CLUTCH(AMBULANCE)
84-87 D3 W/Y5D	15536494	1	10.90	RESISTOR, A/C EVAP BLD MOTOR
84-87 D3	15529753	1	20 50	RETAINER, RR STEP SPR(AMBULANCE)
84-87 D3 W/Y5D	15536528	1	84.00	RETAINER, A/C FRESH AIR FLTR
84-87 D3	15529806	1	23.00	RING, SPOTLIGHT(AMBULANCE)
84-87 D3	15529785	4	28.25	ROLLER, BRG BRKT(AMBULANCE)
84-87 D3	15529868	2	81 25	SCREEN, BUTTERFLY VENT(AMBULANCE)
84-87 D3	15529808	1	38	SCREW, SPOTLAMP RING(AMBULANCE)
84-87 D3	15529735	LH	48 75	SEAL, W/STRIP R/O(AMBULANCE)
84-87 D3	15529736	RH	66 75	SEAL, W/STRIP R/O(AMBULANCE)
84-87 D3 W/Y5D	15536488	1	19 70	SEAL, A/C MAIN CASE BOTTOM
84-87 D3 W/Y5D	15536493	1	3.85	SEAL, A/C INR COVER TOP
84-87 D3 W/Y5D	15536514	1	7 50	SEAL, A/C AIR OTLT BOX UPPER
84-87 D3 W/Y5D	15537890	1	8.55	SEAL, A/C COVER TOP
84-87 D3 W/Y5D	15537894	1	10.50	SEAL, AJX HTR FRESH AIR OTLT TO BASE
84-87 D3 W/Y5D	15537707	2	8 15	SEAL, A/C INNER COVER SIDE
84-87 D3 W/Y5D	15537719	1	7 50	SEAL, A/C COVER FRONT
84-87 D3 W/Y5D	15537732	2	27 25	SEAL, A/C MAIN CASE MT PLATE UPR
84-87 D3 W/Y5D	15537734	1	11 40	SEAL, A/C FRESH AIR DOOR MAIN CASE
84-87 D3 W/Y5D	15537740	1	16 15	SEAL, A/C FRESH AIR DOOR
84-87 D3 W/Y5D	15537745	1	37 00	SEAL, A/C MAIN CASE TO AMBULANCE BODY
84-87 D3 W/Y5D	15537748	1	28 25	SEAL, A/C MAIN CASE MOUNTING PLATE LOWER
84-87 D3	15529754	1		SEAT, ATTENDANT(AMBULANCE)
84-87 D3	15529767	1	86 00	SEAT BELT, A/SEAT(AMBULANCE)
84-87 D3	15529808	1	46 00	SHAFT, SPOTLAMP(AMBULANCE)
84-87 D3	15529775	1	76 25	SLING, PATIENT(AMBULANCE)
84-87 D3 W/Y5A	14072454	2	15 20	SPACER, SHLTR TIE ON FRNT BRKT RET ROD
84-87 D3 W/Y5D	15537892	18	1 95	SPACER, A/C MAIN CASE(NYLON)
84-87 D3	15529803	1	140 00	SPOTLIGHT, BODY FRONT(AMBULANCE)
84-87 D3	15529778	1	53 00	SPREADER, PATIENT SLING (AMBULANCE)
84-87 D3	15529780	1		SPRING, A/SEAT STEM(AMBULANCE)
84-87 D3	15529781	1		SPRING, TRAVEL ARM, A/SEAT (AMBULANCE)
84-87 D3	15529762	2	6 35	SPRING, LOCKING PINS(AMBULANCE)
84-87 D3 W/Y5D	15537891	2	12 00	SPRING, Q/S AIR DOOR LEVER CMPR
84-87 D3 W/Y5D	15537895	1	14 20	SPRING, AJX HTR BLEND DOOR
84-87 D3	15529758	1		STEM, A/SEAT(AMBULANCE)
84-87 D3	15529703	1	453 00	STEP, RR DR(AMBULANCE)
84-87 D3	15529704	2	143 00	STEP, RR DR(AMBULANCE)
84-87 D3	15529868	4	16 90	STRAP, SPINE BOARD(AMBULANCE)
84-87 D3	15529701	2	16 30	STRAP, OXYGEN BOTTLE(AMBULANCE)
84-87 D3	15529702	4	8 65	STRAP, I.V.(AMBULANCE)
84-87 D3	15529713	8	7 60	STRAP, CANVAS STOWAGE (AMBULANCE)
84-87 D3	15529719	16	30 75	STRAP, UPPER L TTER HOLDDOWN (AMBULANCE)
84-87 D3	15529729	2	14 20	STRAP, CANVAS GRAB (ASSIST) (AMBULANCE)
84-87 D3 W/Y5C	14072459	1	21.25	STRAP, CARGO CVR RE BOW
84-87 D3 W/Y5C	15599268	4	28.75	STRAP, CARGO CVR RE BOW TENSION
84-87 D3	15529586	1	3.15	STRIKER, HOLDBACK(AMBULANCE)
84-87 D3	15529714	10	52 25	STRIP, SK D(AMBULANCE)
84-87 D3 W/Y5C	15599621	8	46.50	STRUT, CARGO CVR RE BOW
84-87 D1	15599271	1	10.50	SUPPORT, WEAPON
84-87 D3 W/RP TROOP SEAT	14075811	LH	373 00	SUPPORT, RR SEAT
84-87 D3 W/RP TROOP SEAT	14075812	RH	373 00	SUPPORT, RR SEAT
84-87 D3	15529788	4	268 00	SWITCH, W/PLATE, FLIGHT FOCUS (AMBULANCE)
84-87 D3	15529797	1	7 60	SWITCH, B/O LIGHT(AMBULANCE)
84-87 D3	15529798	RH	5 40	SWITCH, B/O R/O RH(AMBULANCE)

TRUCK LOAD CARRIER PARTS

17.800		(Con't)					
84-87	D3	15529799	LH	6.90	SWITCH, B/O R/O I/H(AMBULANCE)		
84-88	D3 W/Y58	14072338	1	1.95	SWITCH, GAS PARTICULATE FLTR UNIT (B 773)		
84-87	D3 W/Y5D	15536475	1		SWITCH, AUX HTR CLU		
84-87	D3 W/Y5D	15537897	1		SWITCH, AUX HTR HI/LO		
84-87	D3 W/Y5D	15537899	1		SWITCH, AUX HTR START		
84-87	D3 W/Y5D	15537723	1	31.75	SWITCH, A/C MAIN POWER		
84-87	D3 W/Y5D	15537724	1	33.75	SWITCH, AUX HTR FAN SPEED		
84-87	D3 W/Y5D	15537725	1	134.00	SWITCH, A/C O/S AIR DOOR		
84-87	D3 W/Y5D	15537738	1	122.00	SWITCH, A/C COLD CONTROL		
84-87	D3 W/Y5D	15537738	1	148.00	SWITCH, A/C LOW PRESS		
84-87	D3 W/Y5D	15537739	1	142.00	SWITCH, A/C HIGH PRESS		
84-86	D3	15537809	1	40.00	SWITCH B/O LIGHT (AMBULANCE)		
84-87	D3	15529752	1	82.50	TRACH, SLDG DR FLR(AMBULANCE)		
84-87	D3	15529895	2	1.55	TUBE, STEEL(AMBULANCE)		
84-87	D3 W/Y5D	15537745	1	66.50	TUBE, W/FITTING,A/C COND SR INLET		
84-87	D3 W/Y5D	15537752	1	216.00	TUBE, W/FITTING,SUCTION LINE(3/4")		
84-87	D3 W/Y5D	15537753	1	230.00	TUBE, W/FITTING,PRESS LINE(5/8")		
84-87	D3 W/Y5D	15537755	1	30.75	TUBE, W/FITTING,A/C DEHYDR OTLT		
84-87	D3 W/Y5D	15536495	1	6' 25	VALVE, A/C EXPANSION		
84-87	D3 W/Y5D	15536499	1	4.85	VALVE, A/C LOW PRESS SW		
84-87	D3 W/Y5D	15536507	2	13.15	VALVE, A/C DRAIN HOSE CHECK		
84-87	D3	15529581	1	2.55	VENT, HTR DOOR(AMBULANCE)		
84-87	D3	15529554	2	58.00	VENTILATOR, STATIC(AMBULANCE)		
84-87	D3	15529564	1	212.00	VENTILATOR, HTR AIR(AMBULANCE)		
84-87	D3	15529567	2	4.35	VENTILATOR, BUTTERFLY(AMBULANCE)		
84-87	D3	15529737	2	9.40	WEATHERSTRIP, RR OR GLASS (AMBULANCE)		
84-87	D3	15529745	1	5.45	WEATHERSTRIP, SLDG DR GLASS (AMBULANCE)		
84-87	D3 W/Y5D	15536522	1	18.15	WIRE, A/C FAN SPEED SW		

NUMERICAL INDEX

PART NUMBER	WDDQM NUMBER	PART NUMBER	WDDQM NUMBER	PART NUMBER	WDDQM NUMBER	PART NUMBER	WDDQM NUMBER
105455	4 563	334373	5 450	345819	5 '43	367292	5 846
147485	4 265	334374	5 460	345943	5 '10	367292	16 069
169824	4 520	334375	5 450	345944	5 '10	368026	4 329
169825	4 520	334376	5 450	345973	5 805	368752	3 015
273487	5 875	334377	5 450	345974	5 805	368736	4 785
273541	5 516	334378	5 450	346381	4 626	370053	7 417
274288	5 875	334379	5 450	3471 '1	16 507	370054	7 417
274829	4 656	334380	5 460	3471 '2	16 507	370055	7 425
311981	1 306	33452 '1	3 515	3471 '3	16 '50	370056	7 425
3264 '9	8 009	334522	3 503	3471 '4	16 '50	370339	16 190
326438	7 105	334523	3 515	3471 '5	16 507	370390	16 190
326440	7 105	334532	4 '33	3471 '5	16 507	370867	2 679
326488	7 516	334536	7 513	347247	2 729	370868	2 679
326561	4 338	334538	7 513	350036	7 629	370873	2 662
326563	4 338	334540	4 584	350037	7 629	370874	2 662
326834	17 135	33454 '1	4 584	350514	7 504	371603	7 632
327505	17 190	334666	7 380	350675	7 505	372249	5 043
327505	17 190	334675	3 522	350690	7 505	372379	5 017
3275 '1	16 260	334676	3 522	35069 '1	7 505	374246	5 548
3275 '5	17 204	33496 '1	4 681	350692	7 505	375 '80	5 341
327542	7 629	334963	2 559	350693	7 505	376 '76	4 530
327562	16 353	334963	4 342	350696	7 505	376851	6 051
327563	16 353	335068	4 525	350697	7 505	376852	6 056
327564	16 353	335224	4 634	350726	7 505	376855	6 051
327565	16 353	335425	16 674	350732	7 505	377397	4 858
327567	16 341	335452	17 225	350747	7 505	377795	6 507
327100	5 023	335524	16 7 '8	351789	16 095	377798	6 507
327260	5 394	335524	17 208	35272 '1	3 709	379360	2 816
327739	5 811	335551	16 069	35450 '1	8 868	379393	7 425
327889	5 009	335551	16 570	35536 '1	4 625	379394	7 425
327890	5 009	336406	8 852	355616	6 585	379397	7 417
327899	16 320	336926	4 639	355617	6 570	379398	7 417
327890	16 320	336926	3 459	355618	6 570	386451	5 548
328059	7 242	337520	7 5 '8	35567 '1	6 585	392579	5 543
328060	7 242	337716	16 190	355679	6 642	404234	2 819
328128	7 243	337716	16 190	355680	6 642	409 '30	2 819
328130	7 242	337751	9 023	356284	2 100	409353	4 851
32813 '1	7 243	337773	9 023	356298	2 559	419454	6 515
328132	7 241	337788	17 208	356298	4 342	454947	5 506
328169	7 545	337899	17 202	357445	6 585	455025	7 105
328200	7 528	338269	4 670	357490	6 585	457469	4 520
329457	16 892	338696	4 845	357909	5 422	458025	17 225
329842	2 490	338699	4 68 '1	357945	5 109	458026	17 225
330046	7 833	339980	17 400	357946	5 109	4584 '8	5 558
33042 '1	16 '52	340034	16 585	357989	5 109	458480	6 233
330422	16 '52	340053	17 190	357990	5 109	45848 '1	6 232
330438	17 505	341160	3 618	358000	4 690	458659	5 489
330484	16 '20	341160	3 708	358367	7 5 '3	458860	5 399
330485	16 '57	341287	3 015	358375	1 203	458867	6 055
331416	4 688	341297	7 415	358501	5 813	458878	6 055
33142 '1	5 531	341299	7 415	358543	16 585	45902 '1	0 027
331478	4 685	341509	5 829	358546	16 585	459454	2 530
331616	16 353	341510	5 829	358588	16 585	45946 '1	2 737
331638	17 '98	341511	5 829	358590	16 585	45985 '1	9 789
332720	7 495	341990	4 594	358592	17 190	459948	0 533
332798	7 503	342221	16 714	359916	4 68 '1	460308	0 002
33410 '1	17 202	342405	3 454	359947	3 022	460340	7 417
334102	17 202	342677	4 688	359977	7 422	460354	7 412
334103	17 202	343124	9 175	359978	7 422	460356	7 415
334104	17 202	343178	4 085	359917	4 205	460358	7 4 '5
334122	17 209	343178	6 509	360582	6 609	460358	7 4 '5
334146	4 648	343179	4 081	360955	4 845	460373	7 '12
334150	16 241	343179	6 509	360958	4 805	460374	7 '12
334150	16 480	343438	4 686	360959	4 659	460375	7 3 '2
334185	8 '53	343444	9 848	36 '118	4 525	460397	7 421
334185	16 715	343915	6 100	362275	7 518	460835	5 555
334186	16 551	343951	7 629	362280	4 59 '1	461345	0 034
334357	5 '49	343978	7 629	362297	6 874	461610	16 520
334358	5 149	343978	6 720	362298	6 874	462233	16 800
334362	5 460	344004	5 107	362376	2 737	462787	5 5 '1
334363	5 460	344029	5 019	362432	16 155	462794	6 203
334364	5 460	344714	3 015	362434	16 155	462798	6 203
334365	5 460	344813	2 815	363107	16 464	462799	6 203
334366	5 460	345556	5 510	363135	16 165	462800	6 225
334367	5 450	345561	5 528	363136	16 320	462801	6 '03
334368	5 460	345663	5 510	363913	7 524	462803	6 225
334369	5 460	345665	5 528	364372	16 270	462804	6 225
334370	5 450	345667	4 810	365895	16 714	462805	6 225
334371	5 450	345672	4 659	367297	2 340	462807	6 055
334372	5 450	345683	4 656	367292	2 343	462808	6 055

NUMERICAL INDEX

PART NUMBER	WDDGM NUMBER	PART NUMBER	WDDGM NUMBER	PART NUMBER	WDDGM NUMBER	PART NUMBER	WDDGM NUMBER
462809	6 060	47 738	4 810	9 3862	2 622	13 4342	7 063
462811	6 061	47 738	4 810	9 4293	5 068	13 4342	7 147
462812	6 058	47 740	4 815	9 5449	2 575	13 4342	7 174
462813	6 002	47 750	6 225	9 5450	2 575	13 4512	7 280
462814	5 002	47 777	5 387	9 5806	7 585	13 7807	2 063
462818	6 202	47 873	5 523	9 5836	5 068	13 7807	7 063
462821	6 231	47 895	4 525	9 5246	21 240	13 7807	2 063
462823	4 665	47 950	9 024	11 05500	2 275	13 41113	7 173
462824	4 665	47 9197	5 715	11 3591	2 041	13 41978	7 280
462853	6 020	47 9197	5 674	11 4373	2 100	13 45804	7 108
462854	6 020	47 9197	5 650	11 6387	2 500	13 51567	7 108
462855	6 026	47 9874	5 600	11 54610	2 187	13 55946	7 102
462856	6 022	47 9892	8 015	11 54611	2 187	13 56226	7 102
462857	6 061	47 9892	8 080	11 55445	5 017	13 56373	7 108
462858	5 545	47 9892	8 085	12 25774	8 652	13 50908	2 077
462861	5 545	47 9894	17 202	12 34418	4 570	13 54410	2 063
462862	5 484	47 9917	17 185	12 34726	5 453	13 54784	2 836
463748	6 326	47 9995	17 185	12 39746	4 681	13 54785	2 836
464039	6 020	47 9022	15 800	12 42701	4 057	13 56923	2 052
464141	6 308	47 9071	4 525	12 43465	5 468	13 57685	7 836
465226	4 810	47 9102	2 879	12 45505	5 586	13 58356	2 077
465227	4 810	47 9299	4 330	12 52415	5 398	13 70149	2 291
465468	3 431	47 9309	5 875	12 52881	5 510	13 70227	7 231
465482	4 525	47 9579	9 775	12 53637	9 765	13 70263	7 108
465483	4 515	47 9555	3 075	12 54856	4 338	13 71963	7 307
465536	15 682	47 9504	5 233	12 56054	5 545	13 75326	7 077
465157	15 041	47 9516	5 177	12 57203	4 693	13 75726	2 007
466157	15 460	47 9522	7 687	12 58708	5 529	13 76049	2 305
466578	4 037	47 9585	16 480	12 59475	4 123	13 76142	2 298
466707	5 650	47 9675	5 070	12 60823	5 555	13 76882	2 083
466717	9 787	47 9781	4 530	12 60895	16 325	13 77064	2 279
466718	16 520	47 9807	15 570	12 60895	17 198	13 77357	2 286
466720	16 520	47 9916	3 008	12 61215	2 447	13 78058	2 274
466723	16 520	47 9921	3 008	12 61368	4 115	13 78059	2 207
466724	16 520	47 9949	1 839	13 12281	5 151	13 78067	2 274
466743	16 545	47 9961	4 589	13 58938	5 588	13 78068	2 274
466744	16 545	48 0534	3 008	13 61899	2 447	13 78146	2 319
466757	16 507	48 0534	8 754	13 62795	4 337	13 78281	2 108
466758	16 507	48 0534	16 785	13 62292	4 338	13 78675	2 279
467247	16 003	48 0567	7 874	13 63351	4 197	13 84076	2 067
467248	16 603	48 9369	7 518	13 77283	4 042	13 84462	2 291
467282	4 634	50 0890	8 855	13 80549	4 042	13 85567	2 085
467283	6 780	51 7900	5 535	13 81477	4 037	13 86019	2 053
467289	16 592	52 8846	2 333	13 86807	4 037	13 86427	2 297
467299	8 820	52 8846	2 340	13 94293	4 037	13 86428	2 319
467503	3 182	52 8846	2 575	13 94892	5 460	13 86433	2 319
467524	3 182	52 8846	16 595	13 94893	5 460	13 86464	2 067
467525	3 075	52 8846	17 800	13 94894	5 460	13 86471	2 043
467558	3 709	54 3316	5 545	13 94895	5 460	13 86473	2 049
467917	17 505	54 9337	8 846	13 97847	5 527	13 86552	2 291
467918	17 505	55 6742	2 575	13 98411	9 023	13 87049	2 103
467919	17 505	55 6743	2 575	13 804854	4 308	13 87522	2 319
467974	17 505	56 0357	4 205	13 812590	4 820	13 87738	2 108
467983	16 874	55 0613	3 330	13 82300	1 762	13 87808	2 313
468234	3 451	55 0614	3 330	13 823159	2 317	13 87809	2 313
468481	7 504	55 0625	4 205	13 823205	1 276	13 88380	9 663
468661	5 150	58 0074	6 500	13 823205	2 340	13 90115	2 138
468673	5 111	58 0179	0 413	13 823205	2 575	13 95216	2 485
468674	5 111	58 0179	6 518	13 83490	0 205	13 97383	2 895
468675	5 111	58 7575	2 513	13 83490	1 252	13 98454	2 041
469302	2 498	54 4536	5 595	13 83490	3 286	20 77877	3 403
469339	2 559	65 0072	5 398	13 83490	4 115	22 36255	9 543
469694	5 922	65 0074	5 526	13 727059	16 720	22 36256	5 547
470949	17 190	68 2653	4 525	13 731168	16 714	22 36256	5 595
470974	16 716	71 8369	4 560	13 82319	2 313	23 53010	5 460
470984	16 674	72 2267	4 128	13 82330	2 051	23 53011	5 460
470993	17 204	74 2211	1 152	13 82345	2 319	23 53012	5 460
471009	16 040	79 3928	3 616	13 82358	2 102	23 53013	5 460
471010	16 715	79 3928	3 690	13 82359	2 052	23 53014	5 545
471018	16 716	79 3923	2 553	13 82361	2 055	23 53015	5 545
471020	16 716	80 0091	2 052	13 82456	2 052	23 58870	5 460
471021	16 720	80 0549	2 257	13 826681	2 291	23 58871	5 460
471075	17 510	80 0810	2 175	13 826806	2 313	23 58872	5 460
471083	16 714	80 0815	2 173	13 826873	2 291	23 58873	5 537
471088	3 602	82 7453	2 108	13 827021	2 077	23 58874	5 537
471657	7 578	83 0478	2 319	13 827127	2 067	23 58875	5 537
471665	7 578	83 9835	1 609	13 827183	2 810	23 58876	5 537
471667	7 578	83 9998	2 308	13 82994	2 170	23 58877	5 537
471727	4 530	90 9182	4 520	13 83445	2 088	23 58880	5 510
471735	4 815	91 3461	2 892	13 84023	2 083	23 58881	5 517

NUMERICAL INDEX

PART NUMBER	WDDGM NUMBER	PART NUMBER	WDDGM NUMBER	PART NUMBER	WDDGM NUMBER	PART NUMBER	WDDGM NUMBER
2387523	5 023	3826039	4 776	3975701	4 525	5462486	5.110
2399078	2 167	3826039	6 606	3975703	4 530	5463361	4 687
2499078	4 866	3829935	16 800	3975705	4 535	5466564	4.887
2473517	5 812	3832327	5 472	3975710	4 510	5468226	4 685
2473054	8 010	3835333	0 308	3975711	4 515	5468767	4 687
2483023	2 559	3838093	4 661	3975715	4 555	5469497	4.889
2500236	4 525	3841497	4 510	3975716	4 555	5469581	4 686
2572207	4 567	3850094	4 626	3975717	4 570	5470497	4 685
2672667	4 575	3853759	5 537	3977325	5 537	5513939	2 270
2741116	5 170	3853760	5 537	3977326	5 538	5571921	6 525
2743119	5 170	3853751	5 537	3977354	5 476	5572924	5 600
3013475	8 859	3853757	5 537	3977355	5 453	5586527	6 840
3024673	8 854	3853817	5 537	3977356	5 545	5586539	6 843
3024867	9 780	3856834	5 026	3977358	5 545	5586815	6 824
3025501	8 854	3856843	5 026	3977359	5 469	5587182	6 552
3027247	8 854	3856849	5 110	3977360	5 555	5587873	6 822
3027309	9 779	3856850	5 076	3977363	5 420	5588014	6 609
3029730	8 857	3856855	5 103	3977384	5 420	5588015	6 635
3030072	9 779	3856856	5 103	3977386	5 388	5588035	6 674
3030075	9 780	3856857	5 105	3977387	5 388	5588037	6 612
3036527	8 859	3856858	5 105	3977397	5 805	5588357	6 606
3037550	8 857	3856905	0 213	3977453	5 506	5589353	6 609
3038873	8 211	3856187	5 545	3978091	4 265	5592682	6 806
3042017	8 845	3856766	5 525	3978765	4 520	5595513	6 844
3044067	8 852	3856816	4 337	3978901	5 813	5595774	6 842
3044093	8 854	3856879	5 526	3979450	4 520	5596151	6 586
3053691	1 219	3856883	4 685	3979453	4 515	5597804	6 786
3053697	1 219	3857347	5 026	3978552	5 103	5713258	16 260
3054315	8 854	3857751	7 413	3978526	4 515	5713274	17 204
3054316	8 854	3858864	17 158	3978756	9 775	5713279	17 204
3187843	7 345	3858876	7 516	3978879	7 506	5716615	17 204
3187844	7 345	3859159	1 166	3983588	16 714	5717897	17 204
3187845	7 345	3859432	0 293	3984618	5 542	5858694	9 177
3187846	7 345	3859441	3 501	3986821	5 065	5858696	9 177
3634399	3 708	3859059	5 150	3988524	5 545	5857997	9 226
3634476	3 708	3859064	16 400	3988538	5 812	5914435	9 178
3681804	9 775	3859359	7 333	3988592	5 065	5914705	9 170
3683657	5 879	3859359	2 340	3991022	7 632	5914706	9 172
3683658	5 879	3859359	2 575	3992025	4 570	5914709	9 172
3683659	5 879	3859359	16 585	3993027	3 454	5914719	9 186
3683920	5 887	3859357	9 242	3993593	5 388	5914807	8 170
3694922	5 026	3859674	16 332	3995579	5 537	5914909	8 170
3701879	0 669	3859706	5 537	3995792	5 537	5929144	9 172
3702366	1 609	3859706	5 537	3995541	5 812	5965748	2 684
3702807	4 075	3859735	9 023	3995582	4 525	5965771	2 680
3704871	1 609	3811885	7 553	3995570	2 342	5965772	2 680
3705044	3 904	3820456	5 580	3997718	4 128	5965775	2 682
3705444	4 081	3829055	9 787	3999700	0 553	5965776	2 682
3709351	4 525	3831286	7 523	3999572	2 530	5966249	2 736
3709352	4 525	3843493	7 385	3999572	6 165	5968095	2 726
3709353	4 525	3843494	7 385	3999814	6 585	5972598	2 727
3709354	4 525	3844766	16 494	3999840	7 405	6255730	6 353
3711876	6 009	3846746	9 023	3999884	6 585	6258212	2 487
3717658	7 526	3846747	9 023	4353911	6 260	6258340	5 510
3719599	3 501	3847770	0 310	4354027	7 225	6258364	8 787
3721867	5 585	3854730	7 629	4410574	6 353	6258561	6 353
3721972	5 585	3854730	16 714	4435180	7 204	6258562	6 353
3725660	5 813	3857053	16 110	4587931	16 150	6259033	4 668
3729805	7 513	3855121	6 050	4813235	16 570	6259034	4 668
3738198	8 153	3855127	6 174	4876466	16 716	6259074	6 242
3780300	6 056	3855138	6 174	4876466	16 720	6259083	4 515
3782180	16 190	3855147	5 529	4810180	16 054	6259149	4 525
3783007	7 526	3857844	6 172	4814356	16 055	6259153	4 555
3784428	5 395	3857845	6 027	4818320	16 055	6259163	4 651
3785243	16 110	3857877	4 535	4815445	16 057	6259164	4 651
3787138	5 026	3857879	4 535	4818446	16 055	6259192	4 525
3787240	4 105	3857881	4 540	4818502	16 055	6259193	4 525
3787240	4 136	3857882	4 535	4818914	16 055	6259194	4 525
3787240	4 510	3857883	4 535	4850706	16 054	6259195	4 525
3787240	5 508	3857884	4 535	4851449	16 055	6259423	4 197
3792787	1 240	3857885	4 537	4851450	16 055	6260421	16 110
3792787	2 500	3857886	4 537	4853583	6 885	6260631	3 022
3792787	9 647	3857887	4 530	4853789	16 054	6260676	7 415
3798068	16 674	3857888	4 530	5234630	0 459	6260830	5 809
3798372	16 065	3857895	4 540	5234905	0 459	6260885	5 018
3815935	1 800	3857898	4 520	5235648	2 341	6262028	17 225
3818184	5 506	3870988	7 425	5416839	9 282	6262042	16 507
3820163	5 076	3875704	7 425	5461145	5 107	6262054	8 024
3824124	2 343	3875699	4 525	5481149	5 045	6262115	17 198
3824124	16 064	3875700	4 525	5461156	5 105	6262211	0 002

NUMERICAL INDEX

PART NUMBER	WDDGM NUMBER	PART NUMBER	WDDGM NUMBER	PART NUMBER	WDDGM NUMBER	PART NUMBER	WDDGM NUMBER
6262212	0 052	6556000	9 172	7815848	5 548	7844188	2 459
6262256	3 022	6556030	9 172	7815849	5 555	7845043	5 544
6263877	3 022	6556055	9 172	7815851	5 600	7845045	5 544
6263945	7 518	6556060	9 172	7815816	6 809	7845102	5 544
6264100	1 270	6556085	9 172	7817355	6 586	7845119	5 555
6264131	5 110	6556090	9 172	7817454	5 525	7845127	5 586
6264903	4 115	6556075	9 172	7817484	5 807	7845130	4 027
6264903	4 705	6556078	9 175	7817485	5 825	7846418	2 135
6264904	4 358	6556077	9 175	7817486	5 809	7846528	6 550
6264951	4 634	6556090	9 172	7817487	6 579	7846740	5 586
6270213	7 117	6556085	9 172	7817529	6 586	7846959	6 509
6270214	7 117	6556090	9 172	7818809	6 850	7846972	6 809
6270410	2 589	6556095	9 172	7819517	6 571	8011710	4 105
6270977	5 520	6556100	9 172	7819736	6 500	8020318	4 234
6271322	7 535	6556105	9 172	7819898	6 521	8027045	4 285
6271341	7 360	6556110	9 172	7825012	6 337	8027361	4 003
6271344	7 105	6556115	9 172	7825470	6 535	8027365	4 214
6271386	4 040	6556120	9 172	7825542	6 525	8027304	4 235
6271387	4 035	6556175	9 172	7825624	5 555	8027307	4 226
6271391	4 037	6556180	9 172	7825650	6 535	8027307	4 285
6271394	4 040	6556185	9 172	7827075	4 010	8027310	4 184
6271989	10 323	6556190	8 172	7827111	6 571	8027310	4 184
6271989	17 208	6556195	9 172	7827942	5 560	8027312	4 184
6272088	7 436	6556220	9 172	7828012	6 626	8027312	4 167
6272546	17 208	6556225	9 172	7828271	6 758	8027312	4 163
6272627	18 335	6556210	8 172	7828923	4 848	8027313	4 229
6272717	7 508	6556215	8 172	7828923	6 514	8027315	4 164
6273213	4 439	6556220	8 172	7829709	6 518	8027316	4 164
6273214	4 439	6556605	5 172	7829726	6 008	8027319	4 164
6273325	6 854	6556767	5 175	7830739	6 835	8027350	4 163
6273924	6 058	6556923	5 181	7830314	4 027	8027351	4 163
6273940	6 080	6557000	9 172	7830325	2 306	8027352	4 163
6273948	6 326	6557057	5 174	7830376	2 135	8027353	4 164
6273951	5 339	6559058	9 170	7830377	2 135	8027357	4 218
6273977	6 081	6559059	5 175	7830384	2 459	8027374	4 241
6273992	4 143	6559059	9 172	7830389	6 873	8027382	4 167
6274021	7 633	6559059	5 172	7831388	6 808	8027316	4 515
6274028	7 629	6559068	5 178	7831538	6 524	8027323	4 256
6274179	9 209	6559156	9 170	7831570	6 528	8027326	4 256
6274550	16 110	6559114	9 170	7831571	6 525	8027326	4 256
6274626	17 130	7040173	16 330	7832112	4 027	8027329	4 216
6274647	17 138	7040174	16 330	7832311	6 521	8027329	4 265
6274648	17 138	7450964	5 447	7832729	6 835	8027329	4 255
6274649	17 138	7451155	5 447	7832730	6 840	8027330	4 169
6274650	17 202	7451155	5 484	7832731	6 840	8027331	4 169
6274654	17 202	7451226	6 313	7832808	6 521	8027332	4 169
6274690	17 185	7451281	5 536	7832907	6 525	8027333	4 169
6274970	16 581	7451805	5 855	7832984	2 819	8027334	4 169
6297160	2 341	7451870	5 484	7834183	6 805	8027335	4 169
6297160	9 663	7451888	5 484	7834284	6 550	8027335	4 169
6298866	2 575	7451928	5 536	7834323	6 803	8027335	4 216
6410785	1 203	7451928	5 850	7836189	4 010	8027340	4 242
6433428	3 108	7451928	6 311	7836989	6 612	8027347	4 167
6438384	1 836	7591176	16 187	7837032	6 519	8027345	4 358
6450076	2 832	7740374	17 202	7837185	6 500	8027349	4 233
6450089	2 575	7800580	6 521	7837264	6 616	8027350	4 265
6455751	3 108	7804410	2 195	7837321	6 614	8027351	4 265
6471631	3 800	7804414	2 195	7837322	6 610	8027353	4 265
6474932	2 515	7804438	6 521	7837378	4 038	8027353	4 265
6497471	9 747	7804440	6 521	7838685	5 555	8027353	4 279
6497475	9 743	7805700	6 521	7838936	6 605	8027354	4 233
6497476	9 748	7805822	6 521	7838941	4 845	8027354	4 246
6497483	9 749	7805950	6 500	7838942	6 670	8027356	4 246
6550760	9 180	7806140	5 548	7839366	6 612	8027371	4 242
6550825	9 186	7805185	6 500	7839418	3 280	8027374	4 265
6551150	9 172	7806423	2 182	7839469	6 615	8027374	4 241
6554432	6 226	7805867	2 306	7839867	6 612	8027384	4 180
6556268	9 172	7807271	6 575	7839869	6 612	8027384	4 162
6556269	9 172	7808155	6 617	7840235	5 589	8027385	4 163
6556270	9 172	7809057	5 555	7840274	2 459	8027387	4 166
6556283	9 174	7809128	2 895	7840274	16 087	8027318	4 166
6556298	9 172	7809232	6 624	7841122	6 525	8027320	4 156
6556388	9 172	7809408	6 525	7842684	6 519	8027321	4 159
6556392	9 188	7809409	6 575	7842688	4 025	8027322	4 187
6556398	9 181	7809925	6 760	7843754	2 188	8027324	4 256
6556399	9 175	7810567	4 077	7843368	2 135	8027340	4 226
6556399	9 181	7812136	2 896	7843369	6 518	8027341	4 104
6556437	9 178	7812526	2 195	7843400	2 835	8027342	4 182
6556440	9 172	7814387	6 758	7843183	2 459	8027342	4 161
6556555	9 172	7814503	6 509	7844074	5 544	8027379	4 226

NUMERICAL INDEX

PART NUMBER	WDDGM NUMBER	PART NUMBER	WDDGM NUMBER	PART NUMBER	WDDGM NUMBER	PART NUMBER	WDDGM NUMBER
8623979	4 005	8627991	4 175	9438831	2 298	12033309	2 480
8623833	4 205	8627989	4 168	9437512	6 311	12033310	2 480
8624009	4 162	8627990	4 166	9439493	5 886	12033311	2 525
8624073	4 164	8627996	4 103	9439593	4 520	12033434	2 480
8624091	4 290	8629080	4 228	9439694	4 520	12033436	2 480
8624101	4 164	8629227	4 256	9439637	4 690	12033464	2 480
8624112	4 290	8629487	4 168	9690271	5 812	12044586	2 342
8624136	4 241	8629501	4 265	9601750	16 335	12044637	2 525
8624138	4 241	8629521	4 197	9604894	16 345	12044638	2 313
8624139	4 241	8629526	4 197	9645073	16 697	12330254	5 017
8624140	4 241	8629553	4 129	9702916	16 280	12330270	9 170
8624141	4 241	8629796	4 265	9711039	16 697	12330852	4 251
8624196	4 164	8629807	4 195	9721917	16 323	14030017	16 547
8624196	4 163	8629917	4 115	9728051	16 692	14030091	16 320
8624199	4 163	8629935	4 122	9728247	16 353	14030092	16 320
8624256	4 246	8633058	4 175	9748190	2 819	14030093	16 320
8624336	4 279	8633060	4 234	9749263	2 819	14030094	16 320
8624462	4 265	8633086	4 290	9754764	2 819	14030112	4 671
8624772	4 123	8633208	4 137	9781175	2 820	14030205	7 112
8624781	4 164	8633257	4 251	9782199	6 513	14030211	7 112
8624783	4 162	8633296	4 265	9775829	6 537	14030212	7 112
8624908	4 169	8633408	4 104	9778705	3 904	14030213	7 526
8624976	4 284	8639718	4 216	9778246	5 506	14030214	5 334
8625197	4 163	8640496	5 510	9778246	5 536	14030217	1 166
8625221	4 172	8640496	5 397	9790470	4 337	14030395	2 447
8625324	4 265	8648096	4 285	9795470	4 045	14030404	4 671
8625401	4 176	8653985	4 176	9826897	16 682	14031197	3 403
8625402	4 176	8655020	4 195	9827947	16 335	14032111	1 270
8625403	4 176	8655026	4 196	9827948	16 335	14032111	9 023
8625404	4 176	8655031	4 515	9827950	16 335	14032236	5 817
8625405	4 176	8655059	4 175	9827981	16 345	14032542	4 665
8625406	4 176	8655111	4 003	9831062	16 069	14032543	4 665
8625544	4 265	8655662	4 153	9834636	16 682	14032544	4 665
8625546	4 265	8657163	4 292	9835583	16 185	14033417	5 827
8625648	4 216	8663583	4 256	9886514	16 335	14033948	0 206
8625717	4 164	8742340	17 198	9886515	16 335	14033968	0 303
8625718	4 164	8782501	17 198	10005133	9 173	14033974	0 309
8625736	4 177	8735235	17 180	10005420	2 162	14034512	8 846
8625773	4 293	8835879	5 510	10019739	1 782	14034810	4 905
8625814	4 157	8906127	3 115	10024396	3 306	14035087	8 857
8625852	4 216	8906150	2 694	10030524	16 718	14035097	2 343
8625905	4 305	8908518	2 697	10035836	2 004	14035553	2 340
8625913	4 175	8914822	2 694	10035836	1 252	14035553	2 343
8625954	4 224	8985419	4 022	10035836	2 275	14035553	8 846
8625955	4 274	8986000	9 744	10035905	3 425	14035553	18 069
8625990	4 167	8996118	3 410	10041032	16 716	14036139	18 120
8625997	4 168	9411374	4 520	10041074	2 392	14036401	5 517
8626112	4 176	9412411	5 536	10042855	16 716	14037107	8 820
8626173	4 176	9412133	5 447	10496536	2 025	14037142	2 704
8626281	4 228	9412168	5 464	10496897	2 041	14037429	18 069
8626309	4 226	9418355	6 071	10497156	2 041	14037430	18 069
8626356	4 162	9419794	4 520	11502812	4 662	14037435	16 069
8626356	4 226	9421004	4 520	11502812	4 845	14037449	16 157
8626372	4 175	9421006	4 520	11508717	8 080	14037475	16 716
8626372	4 176	9421507	5 805	12001184	4 874	14037478	16 716
8626807	4 159	9421504	5 805	12006377	2 480	14037511	8 846
8626809	4 161	9421506	5 805	12006377	2 510	14037511	16 069
8626816	4 162	9421508	5 805	12013813	2 595	14037539	16 069
8626878	4 228	9421510	5 805	12031346	8 852	14037541	16 069
8626879	4 228	9421517	5 805	12033862	2 510	14037547	16 069
8626881	4 232	9422300	7 427	12034592	2 510	14037545	7 529
8626884	4 228	9422303	7 428	12038201	2 480	14037644	6 870
8626902	4 241	9422303	7 573	12038203	2 694	14038131	18 069
8626916	4 226	9422303	7 530	12038204	2 694	14038152	5 002
8626936	4 166	9422304	8 851	12038205	2 694	14038303	8 821
8626974	4 122	9422716	4 520	12039206	2 480	14039313	4 570
8626979	4 275	9424093	4 520	12039208	7 068	14039321	4 081
8626984	4 005	9424988	7 417	12039264	2 342	14039322	4 085
8627153	4 242	9424988	7 516	12039255	2 480	14039324	4 085
8627192	4 241	9425516	4 658	12039257	2 342	14039611	8 066
8627193	4 241	9427115	4 520	12039267	2 341	14039612	8 226
8627194	4 241	9428004	4 520	12039268	2 342	14039617	8 022
8627195	4 241	9428908	5 855	12039270	2 341	14039629	8 056
8627334	4 167	9428908	6 313	12039271	2 341	14039745	4 806
8627365	4 164	9430838	7 529	12039272	2 342	14039746	4 806
8627367	4 163	9430840	7 105	12039293	2 342	14039755	4 805
8627509	4 248	9431705	4 520	12039294	2 342	14039882	5 065
8627650	4 205	9431762	17 202	12039304	2 480	14010707	6 570
8627657	4 175	9434069	4 535	12039305	2 480	14010854	6 270
8627677	4 265	9435055	4 520	12039308	2 480	14011345	1 240

NUMERICAL INDEX

PART NUMBER	WDDGM NUMBER	PART NUMBER	WDDGM NUMBER	PART NUMBER	WDDGM NUMBER	PART NUMBER	WDDGM NUMBER
14012957	5 376	14022670	5 208	14027478	5 551	14033867	5 171
14013071	5 070	14022671	5 859	14027481	5 551	14033879	5 506
14013072	5 070	14022672	5 862	14027482	5 551	14033880	5 506
14013122	5 786	14022673	5 862	14027529	7 557	14033881	5 506
14013171	5 008	14022683	1 429	14027530	7 557	14033883	3 162
14013174	15 156	14022689	1 819	14027535	5 125	14033885	3 162
14013175	15 070	14022700	1 855	14027645	5 153	14033885	3 901
14013176	15 070	14022773	15 125	14027646	5 153	14033891	3 330
14013178	15 786	14022777	15 882	14027745	5 758	14033892	3 330
14014253	15 882	14022778	15 882	14027746	5 758	14033893	3 330
14014389	5 008	14022788	15 882	14027775	5 183	14033894	3 330
14014799	7 836	14022821	15 507	14027776	5 183	14033895	3 330
14014800	7 836	14022822	15 507	14027777	5 183	14033895	3 330
14015124	7 243	14022841	15 180	14027778	5 183	14033897	3 330
14015128	7 243	14022842	15 180	14027795	5 153	14033898	3 330
14015111	15 225	14022848	15 585	14027796	5 153	14033898	3 330
14015512	15 225	14022878	2 729	14027797	5 716	14033899	3 130
14015523	5 010	14022885	15 225	14027798	5 720	14033922	3 130
14015528	5 090	14022885	15 724	14027799	5 715	14033927	5 296
14015529	5 293	14023007	9 650	14027825	7 628	14033928	5 297
14015531	5 090	14023008	9 760	14028514	1 652	14033942	3 406
14015532	5 093	14023019	15 090	14028516	1 154	14033945	5 004
14015597	15 005	14023045	15 081	14028517	1 251	14033946	5 004
14015603	5 820	14023428	4 665	14028518	1 153	14033946	7 252
14015630	5 752	14023430	4 665	14028521	3 275	14033946	3 275
14015671	4 338	14023437	4 665	14028527	3 604	14033947	5 004
14015700	5 598	14023438	5 043	14028522	3 173	14033948	2 403
14020403	5 544	14023439	4 665	14028523	3 604	14033953	2 330
14020478	3 704	14023888	15 682	14028524	3 215	14033955	2 330
14020491	3 515	14023889	15 682	14028531	2 042	14034410	5 022
14020492	3 515	14024203	3 306	14028539	5 137	14034413	5 022
14020598	1 562	14024208	1 113	14028542	7 345	14034450	2 816
14020854	4 515	14024209	7 073	14028549	7 251	14034452	2 704
14020861	4 510	14024233	3 388	14028551	7 252	14034454	2 704
14021204	15 716	14024304	4 563	14028576	7 323	14034454	2 704
14021206	15 720	14024551	3 704	14028581	5 376	14034454	2 152
14021208	15 720	14024557	9 009	14028582	5 349	14034456	2 163
14021209	15 674	14024558	7 014	14028583	5 349	14034457	2 704
14021210	15 674	14024587	7 010	14028590	5 555	14034458	4 031
14021211	15 674	14024588	4 021	14028598	5 570	14034472	4 006
14021213	15 686	14024589	7 019	14028611	4 570	14034838	4 533
14021243	1 253	14024597	2 459	14028616	4 570	14034839	4 533
14021253	5 013	14025512	5 303	14028617	4 570	14035074	5 803
14021254	5 013	14025515	5 308	14028622	4 560	14036187	5 679
14021275	17 204	14025517	5 253	14028626	4 570	14036400	5 821
14021282	17 202	14025523	5 603	14028658	4 500	14036719	4 681
14021315	17 202	14025526	5 623	14028693	1 274	14036720	4 681
14021316	17 202	14025527	5 628	14028694	7 105	14036723	4 680
14021317	17 202	14025531	5 629	14028698	7 422	14036736	4 680
14021357	7 836	14025557	3 322	14028698	9 009	14036740	1 158
14021358	7 836	14025588	3 601	14028699	5 555	14036751	3 003
14021385	17 203	14025673	15 886	14028699	3 705	14036773	4 690
14021386	17 203	14025674	15 886	14028699	5 270	14036775	4 690
14021389	17 198	14025677	15 882	14028699	5 090	14036779	1 156
14022210	4 530	14025679	15 882	14028699	5 080	14036784	1 540
14022212	4 525	14026209	17 505	14031806	4 634	14036788	4 681
14022213	4 530	14026247	15 507	14032395	1 050	14036792	4 585
14022216	4 530	14026383	15 341	14032743	9 023	14037059	15 724
14022217	4 294	14026384	15 341	14032744	15 742	14037060	15 724
14022218	4 510	14026385	17 450	14032787	17 232	14037281	15 547
14022219	4 515	14026409	15 155	14032789	4 570	14037808	3 516
14022221	4 556	14026410	15 155	14032812	8 820	14037812	3 704
14022537	3 704	14026765	5 829	14032814	8 820	14037836	3 706
14022538	3 616	14026772	5 022	14032851	15 720	14037856	3 508
14022597	7 523	14026802	5 213	14032850	7 505	14037861	5 002
14022634	7 333	14026903	8 213	14032932	7 505	14037878	5 028
14022640	7 480	14026904	8 210	14032933	7 505	14037889	4 570
14022643	7 738	14026905	8 214	14032995	4 510	14037893	4 570
14022644	7 738	14026906	8 214	14032996	4 510	14037909	4 510
14022645	7 738	14027345	15 674	14033265	1 428	14037928	4 515
14022646	7 738	14027346	15 674	14033684	15 269	14037947	4 510
14022647	7 738	14027347	15 674	14033818	0 413	14037948	4 510
14022648	7 533	14027348	15 674	14033820	1 780	14037949	4 555
14022649	3 280	14027431	15 280	14033822	0 353	14037956	4 555
14022650	1 638	14027432	15 280	14033824	3 330	14037957	4 555
14022651	3 306	14027451	17 505	14033828	1 428	14037958	4 555
14022652	3 935	14027454	17 505	14033861	9 171	14037959	4 555
14022653	3 935	14027472	1 270	14033863	9 171	14037961	4 555
14022654	3 613	14027472	9 011	14033864	9 171	14037962	4 555
14022657	3 601	14027477	15 551	14033868	9 171	14037963	4 555

NUMERICAL INDEX

PART NUMBER	WDDGM NUMBER	PART NUMBER	WDDGM NUMBER	PART NUMBER	WDDGM NUMBER	PART NUMBER	WDDGM NUMBER
14037364	4 555	14045274	0 293	14054270	4 680	14063291	3 153
14037365	4 555	14045504	4 570	14054921	6 164	14063292	5 505
14037366	4 555	14045515	7 636	14054921	6 670	14063581	5 543
14037367	4 555	14045516	7 636	14055001	3 096	14063582	5 543
14037368	4 555	14045521	3 609	14055002	3 096	14063583	5 543
14037374	4 538	14045526	3 609	14055003	3 096	14063584	5 543
14037378	4 535	14045619	3 163	14055004	3 096	14063585	5 543
14037378	4 535	14045642	4 133	14055067	4 825	14063586	5 543
14037379	4 530	14045653	7 421	14055068	4 658	14063587	5 543
14037380	4 535	14045654	7 421	14055091	5 077	14063588	5 543
14037381	4 535	14045658	4 570	14055279	5 007	14063735	3 701
14037382	4 535	14045697	4 570	14055230	5 007	14063880	3 306
14037383	4 510	14045698	4 645	14055315	5 105	14064451	16 080
14037384	4 510	14047829	1 203	14055363	5 386	14064660	6 859
14037386	4 563	14047899	1 540	14055501	3 028	14064663	4 779
14037387	4 510	14048363	5 542	14055502	3 028	14064664	4 779
14037390	4 530	14048409	5 511	14055531	4 570	14064924	9 779
14037391	4 530	14048410	5 511	14055549	4 690	14066185	16 674
14037392	5 555	14048411	5 511	14055554	4 660	14066186	16 674
14037393	5 555	14048412	5 517	14055556	4 681	14066246	0 289
14037395	4 535	14048413	5 511	14055535	1 550	14066255	3 440
14037397	4 343	14048416	5 543	14055556	1 540	14066330	3 332
14038397	1 516	14048417	5 543	14055591	4 779	14066335	3 163
14038644	3 430	14048413	5 543	14055592	4 785	14066338	0 519
14038647	3 454	14048419	5 543	14055641	7 006	14066310	1 540
14038889	4 594	14048420	5 542	14055642	7 006	14066567	2 042
14039508	6 203	14048421	5 542	14055650	7 006	14066662	9 765
14039173	16 150	14048422	5 542	14056133	5 002	14066913	5 531
14039174	16 150	14048423	5 543	14056155	1 153	14067149	2 317
14039547	5 420	14048425	5 542	14056196	5 318	14067244	16 720
14039710	17 196	14048426	5 542	14056297	5 367	14067404	3 332
14039712	17 196	14048427	5 542	14056299	4 510	14057405	3 330
14039715	17 196	14048428	5 542	14056299	6 008	14057406	3 340
14039763	16 330	14048429	5 542	14056723	16 720	14057408	3 340
14039764	16 330	14048430	5 542	14057155	3 401	14057411	3 304
14039765	16 341	14048431	5 542	14057219	4 705	14057412	3 306
14039765	16 341	14048432	5 542	14057232	0 426	14057419	3 306
14039767	16 341	14048453	0 539	14057286	0 333	14057420	3 306
14039768	16 341	14048454	0 539	14057297	0 334	14057428	3 301
14039924	17 090	14048455	0 539	14057421	16 183	14057430	3 301
14039948	1 270	14048456	0 539	14057422	16 183	14057457	16 678
14039948	1 270	14048457	0 539	14059057	3 332	14057526	0 263
14039950	1 270	14049351	4 006	14059083	5 511	14057590	0 283
14039963	8 075	14049434	3 003	14059233	16 720	14057701	6 655
14040525	2 447	14049556	4 570	14061344	1 540	14067702	0 650
14040632	3 009	14049808	1 270	14061345	1 540	14067703	0 650
14040813	2 343	14049881	7 455	14061346	1 540	14067704	1 062
14040817	1 803	14050422	2 277	14061347	1 540	14067705	1 062
14041286	7 039	14050425	3 935	14061348	1 540	14067714	2 277
14041287	7 112	14050440	7 708	14061350	1 540	14067715	2 277
14041288	7 112	14050441	1 760	14061352	1 540	14067717	2 277
14042175	0 309	14050442	1 745	14061353	7 017	14067718	2 277
14043380	0 206	14050443	1 745	14061569	3 160	14067721	2 277
14043380	1 252	14050444	1 745	14061649	1 476	14067724	2 317
14043380	3 285	14050445	1 745	14051661	1 050	14067725	2 277
14043380	4 115	14050445	1 745	14052360	5 755	14067727	9 806
14043724	3 890	14050459	1 066	14053001	3 160	14067732	1 745
14043733	8 015	14050523	1 516	14053002	3 160	14067733	1 745
14043734	8 015	14050658	0 296	14053004	5 386	14067734	0 000
14043813	16 800	14050659	0 296	14053006	6 008	14067737	9 888
14043823	8 015	14050661	0 797	14053007	5 903	14067740	2 275
14043824	8 015	14050662	0 797	14053008	5 398	14067753	7 502
14043813	2 778	14050665	3 001	14053009	16 173	14067754	7 518
14043814	2 778	14050685	6 008	14053010	16 173	14067755	7 512
14043880	1 963	14050718	0 843	14053018	2 003	14067756	7 512
14044340	16 090	14050719	0 843	14053019	2 003	14067757	7 512
14044471	16 110	14052026	16 570	14053024	8 935	14067758	7 518
14044521	16 082	14052074	3 003	14053025	2 003	14067759	3 609
14044932	16 082	14052074	8 525	14053026	2 028	14067762	5 544
14044936	0 010	14052274	8 846	14053027	2 003	14067763	1 172
14044637	4 520	14053299	0 096	14053028	2 003	14067764	4 500
14044971	0 206	14053400	0 096	14053029	2 003	14067765	4 505
14044976	3 270	14053533	4 779	14053032	4 570	14067770	7 068
14044985	3 705	14053539	4 785	14053033	2 003	14067771	7 068
14044985	3 705	14054122	4 785	14053034	2 003	14067772	7 068
14045059	3 705	14054173	4 779	14053035	2 003	14067773	7 068
14045059	0 033	14054174	4 779	14053036	1 540	14067774	7 068
14045061	0 033	14054220	4 580	14053037	1 540	14067775	7 068
14045263	1 079	14054259	4 631	14053040	3 801	14067776	7 068
14045268	1 516	14054268	4 580	14053363	3 003	14067779	7 068

NUMERICAL INDEX

PART NUMBER	WDDQM NUMBER	PART NUMBER	WDDQM NUMBER	PART NUMBER	WDDQM NUMBER	PART NUMBER	WDDQM NUMBER
14067780	7 068	14072370	8 835	14073982	17 505	14076835	2.5 °C
14067782	7 014	14072373	17 800	14073983	16 547	14076887	17.80C
14067783	7 836	14072403	17 800	14074319	5 779	14076894	17 405
14067784	7 836	14072405	16 081	14074421	8 820	14076899	17 19C
14067785	7 068	14072406	7 510	14074422	17 900	14077122	1.248
14067786	7 068	14072408	9 276	14074425	17 510	14077134	3.306
14067787	7 068	14072409	7 510	14074437	17 900	14077146	3.33C
14067788	7 068	14072410	16 081	14074438	17 800	14077147	2.277
14067789	7 068	14072412	16 081	14074439	17 900	14077148	0.48C
14067790	7 068	14072413	2 575	14074440	8 820	14077149	2.3 °7
14067791	7 869	14072414	16 085	14074441	17 800	14077151	2.317
14067792	7 869	14072415	16 085	14074442	17 900	14077156	0.673
14067793	7 068	14072421	2 575	14074443	8 820	14077157	0.688
14067794	7 068	14072422	7 831	14074479	16 870	14077163	0.293
14067795	7 068	14072425	7 831	14074480	2 440	14077182	1.658
14067796	7 068	14072426	1 240	14075705	4 512	14077192	0.058
14067883	16.587	14072427	1 240	14075710	4 538	14077193	0.293
14068905	5 001	14072428	2 510	14075711	4 538	14077195	0.293
14068906	5 001	14072431	2 575	14075712	4 538	14077928	1.084
14068940	0.269	14072432	2 340	14075730	4 559	14078906	7 831
14068959	4 570	14072433	2 575	14075736	4 559	14079008	5.809
14070348	6 308	14072434	2 515	14075743	7 003	14079056	16 714
14070350	6 308	14072435	7 831	14075747	3 990	14079057	16 714
14070352	5.809	14072436	7 831	14075751	5 520	14079058	16 714
14070372	6 308	14072439	9 867	14075752	6 513	14079083	3.308
14070373	6.063	14072440	9 867	14075753	5 520	14079084	3.308
14070396	6 308	14072441	9 867	14075754	5 520	14079085	3.306
14070448	16 717	14072442	9 867	14075755	5 528	14079086	2.575
14070453	16 724	14072446	9 847	14075772	16 717	14079087	17 800
14070523	16 545	14072448	16 081	14075773	16 724	14079088	5.469
14070523	16 545	14072449	6 008	14075774	16 714	14079091	4 651
14070536	16 545	14072451	6 008	14075775	16 714	14079092	4 651
14070703	6 580	14072452	17 085	14075776	16 714	14079304	0.269
14071047	3 440	14072454	17 800	14075779	16 714	14079401	0.628
14071058	1 762	14072455	17 405	14075780	16 714	14079402	0.628
14071068	3 265	14072457	17 085	14075783	5 396	14079403	0.628
14071080	1 079	14072458	17 800	14075784	5 511	14079426	1.652
14071461	16 716	14072458	17 405	14075785	6 308	14079550	1 455
14071555	16 720	14072460	17 085	14075785	6 308	14081915	4 006
14071556	16 720	14072461	17 800	14075787	6 308	14083510	3 340
14071675	4 520	14072462	17 800	14075788	2 333	14084343	6 645
14071676	4 532	14072463	17 800	14075789	2 333	14091215	16 716
14071677	7 503	14072464	17 800	14075793	3 322	14091256	8 849
14071682	4 520	14072465	17 800	14075795	6 308	14091258	9 257
14071687	4 653	14072466	17 800	14075795	6 308	14091427	5 547
14071952	4 510	14072467	17 800	14075797	6 308	14095528	6 008
14071954	4 570	14072468	17 800	14075811	17 800	14095597	4 557
14071955	4 570	14072469	17 800	14075812	17 800	14095598	4 555
14071967	0 029	14072470	17 800	14075815	16 717	14095607	16 603
14071973	4 785	14072475	17 800	14075816	16 724	14095608	16 603
14071984	3 001	14072480	3 890	14075817	15 724	14095609	4 515
14072305	17 090	14072481	2 575	14075818	16 717	14095610	4 515
14072305	17 090	14072485	16 088	14075821	16 682	14095611	4 512
14072307	17 090	14072486	16 088	14075822	16 682	14095623	4 535
14072314	17 800	14072487	16 088	14075823	16 682	14095678	4 535
14072318	17 800	14072488	1 285	14075824	16 682	14095677	4 520
14072322	17 800	14072489	16 088	14075827	8 14	14095678	4 520
14072323	17 800	14072490	16 088	14075829	8 14	14095679	4 555
14072324	17 800	14072491	16 083	14075830	17 600	14095880	4 555
14072325	17 800	14072492	16 082	14075839	8 141	14100225	16 086
14072332	2 575	14072493	6 350	14075846	9 687	14105710	5.510
14072333	2 575	14072494	6 350	14075847	9 687	15521884	8 055
14072334	2 575	14072497	7 204	14075848	9 687	15521935	4.805
14072335	2 340	14072631	7 008	14075849	2 343	15521977	5 398
14072336	2 342	14072632	7 008	14075850	2 343	15522022	0 679
14072338	9 773	14072639	7 008	14075858	16 495	15522077	5 110
14072338	17 800	14072640	7 008	14075894	2 334	15522078	5 110
14072339	2 575	14072668	3 015	14075898	2 333	15522079	5 111
14072340	2 483	14072686	3 811	14075900	2 493	15522080	5 111
14072341	2 500	14072690	0 029	14076142	2 277	15522081	5 111
14072343	2 493	14072692	4 785	14076258	9 847	15522381	7 421
14072344	2 493	14072695	0 029	140762913	4 650	15522392	3 183
14072345	2 493	14072697	4 785	140762914	4 650	15522587	1 270
14072346	2 490	14072850	1 283	14076299	16 065	15522597	1 277
14072347	8 952	14072916	6 055	14076297	2 340	15522701	17 200
14072349	2 483	14072919	6 020	14076848	2 340	15522708	17 200
14072354	2 728	14072921	6 022	14076856	2 333	15522711	16 585
14072357	2 268	14072926	6 310	14076857	2 333	15522777	17 185
14072358	2 575	14072927	6 308	14076859	16 460	15522782	8 130
14072388	8 835	14072930	5 387	14076860	16 460	15522784	16 225

— WARE-HOUSING AND DISTRIBUTION DIVISION OF GENERAL MOTORS CORPORATION — LT TRUCK — 520 —

NUMERICAL INDEX

PART NUMBER	WDDGM NUMBER	PART NUMBER	WDDGM NUMBER	PART NUMBER	WDDGM NUMBER	PART NUMBER	WDDGM NUMBER
15526133	16 058	15526717	17 800	15529798	7 800	15537707	7 800
15529601	17 800	15526718	17 800	15529799	7 800	15537710	7 800
15529602	17 800	15526719	17 800	15529800	7 800	15537714	7 800
15529603	17 800	15526720	17 800	15530221	4 610	15537718	7 800
15529604	17 800	15526721	17 800	15531347	18 173	15537719	7 800
15529605	17 800	15526722	17 800	15535012	4 439	15537720	7 800
15529606	17 800	15526723	17 800	15536456	7 800	15537721	7 800
15529607	17 800	15526724	17 800	15536457	7 800	15537722	7 800
15529608	17 800	15526725	17 800	15536458	7 800	15537723	7 800
15529609	17 800	15526726	17 800	15536461	7 800	15537724	7 800
15529610	17 800	15526727	17 800	15536462	7 800	15537725	7 800
15529617	17 800	15526729	17 800	15536464	7 800	15537726	7 800
15529618	17 800	15526730	17 800	15536465	7 800	15537728	3 215
15529622	2 306	15526731	17 800	15536466	7 800	15537729	7 800
15529625	2 306	15526732	17 800	15536467	7 800	15537730	7 800
15529626	2 330	15526733	17 800	15536468	7 800	15537731	7 800
15529627	2 340	15526734	17 800	15536470	7 800	15537732	7 800
15529640	2 318	15526735	17 800	15536471	7 800	15537734	7 800
15529641	2 390	15526739	17 800	15536472	7 800	15537735	7 800
15529646	2 314	15526737	17 800	15536473	7 800	15537736	7 800
15529649	17 800	15526738	17 800	15536474	7 800	15537737	7 800
15529650	17 800	15526739	17 800	15536475	7 800	15537738	7 800
15529651	17 800	15526740	17 800	15536476	7 800	15537739	7 800
15529652	17 800	15526741	17 800	15536482	7 800	15537740	7 800
15529653	17 800	15526742	17 800	15536485	7 800	15537741	7 800
15529654	17 800	15526743	17 800	15536486	7 800	15537742	7 800
15529655	17 800	15526744	17 800	15536487	7 800	15537743	7 800
15529658	17 800	15526745	17 800	15536488	7 800	15537744	7 800
15529657	17 800	15526746	17 800	15536490	7 800	15537745	7 800
15529658	17 800	15526747	17 800	15536491	7 800	15537746	7 800
15529659	17 800	15526749	17 800	15536492	7 800	15537747	7 800
15529660	17 800	15526749	17 800	15536493	7 800	15537748	7 800
15529661	17 800	15526750	17 800	15536494	7 800	15537749	7 800
15529662	17 800	15526751	17 800	15536496	7 800	15537750	7 800
15529663	17 800	15526752	17 800	15536497	7 800	15537751	7 800
15529664	17 800	15526753	17 800	15536498	7 800	15537752	7 800
15529665	17 800	15526754	17 800	15536499	7 800	15537753	7 800
15529666	17 800	15526755	17 800	15536500	7 800	15537754	7 800
15529667	17 800	15526756	17 800	15536501	7 800	15537755	7 800
15529668	17 800	15526757	7 800	15536502	7 800	15537756	7 800
15529669	17 800	15526758	7 800	15536503	7 800	15537759	3 101
15529670	17 800	15526759	7 800	15536504	7 800	15538097	4 042
15529671	17 800	15526760	7 800	15536505	7 800	15538215	4 690
15529672	17 800	15526761	7 800	15536506	7 800	15538216	4 690
15529673	17 800	15526762	7 800	15536507	7 800	15538347	7 012
15529674	17 800	15526763	7 800	15536508	9 190	15544050	2 042
15529675	17 800	15526764	7 800	15536511	7 800	15545175	5 341
15529676	17 800	15526765	7 800	15536512	7 800	15545176	7 198
15529680	17 800	15526766	7 800	15536514	7 800	15546176	3 306
15529683	17 800	15526767	7 800	15536515	7 800	15546925	7 800
15529684	17 800	15526768	7 800	15536518	7 800	15547030	4 610
15529685	7 800	15526769	7 800	15536517	7 800	15547177	3 306
15529686	7 800	15526770	7 800	15536520	7 800	15547182	3 306
15529687	7 800	15526771	7 800	15536521	7 800	15547189	3 901
15529688	7 800	15526772	7 800	15536522	7 800	15547193	3 306
15529689	7 800	15526773	7 800	15536528	7 800	15548301	1 540
15529690	7 800	15526774	7 800	15536529	4 805	15548302	1 540
15529691	7 800	15526775	7 800	15537017	0 643	15548375	4 570
15529692	7 800	15526776	7 800	15537018	0 643	15548386	4 185
15529694	7 800	15526777	7 800	15537020	0 643	15551320	5 388
15529695	7 800	15526778	7 800	15537131	5 387	15552844	5 585
15529696	7 800	15526779	7 800	15537609	7 800	15554578	5 061
15529697	7 800	15526780	7 800	15537611	7 800	15554915	1 288
15529698	7 800	15526781	7 800	15537690	7 800	15559011	9 120
15529699	7 800	15526782	7 800	15537691	7 800	15559140	4 510
15529700	7 800	15526783	7 800	15537692	7 800	15559183	5 469
15529701	7 800	15526784	7 800	15537693	7 800	15559475	4 625
15529702	7 800	15526785	7 800	15537694	7 800	15559503	4 570
15529703	7 800	15526786	7 800	15537695	7 800	15559504	4 570
15529704	17 800	15526787	7 800	15537696	7 800	15559700	5 526
15529705	17 800	15526788	7 800	15537697	7 800	15559734	3 107
15529706	17 800	15526789	7 800	15537698	7 800	15559794	7 003
15529707	17 800	15526790	7 800	15537699	7 800	15559799	7 003
15529708	17 800	15526791	7 800	15537700	7 800	15559931	3 306
15529709	17 800	15526792	17 800	15537701	7 800	15559939	3 322
15529710	17 800	15526793	17 800	15537702	7 800	15559941	3 340
15529713	17 800	15526794	17 800	15537703	7 800	15560123	3 421
15529714	17 800	15526795	17 800	15537704	17 800	15560401	15 190
15529715	17 800	15526796	17 800	15537705	17 800	15560402	15 190
15529716	17 800	15526797	17 800	15537706	17 800	15560405	9 782

NUMERICAL INDEX

PART NUMBER	WDDGM NUMBER	PART NUMBER	WDDGM NUMBER	PART NUMBER	WDDGM NUMBER	PART NUMBER	WDDGM NUMBER
15580406	9 182	15586612	3 890	15589552	9 887	22038931	16 064
15580416	6 588	15586613	3 890	15589553	9 887	22048287	16 065
15580421	8 470	15586614	3 890	15589554	9 887	22048252	16 064
15580422	6 165	15586615	3 890	15589555	17 800	22048940	16 064
15580443	6 173	15586616	3 890	15589571	9 009	22506440	4 810
15580455	6 585	15586617	3 890	15589573	4 886	22506637	4 205
15580559	6 080	15586801	6 600	15589575	16 882	22507977	2 575
15580555	6 686	15586902	5 600	15589576	16 882	22510143	2 597
15580566	6 682	15586904	7 185	15589579	3 890	22510732	2 597
15580599	6 682	15586975	7 208	15589583	1 631	22511422	3 901
15580933	8 015	15586976	7 208	15589584	1 5 6	22514738	6 571
15580934	8 015	15586994	7 400	15589597	1 656	22514881	2 698
15580935	3 264	15587000	1 210	15589598	1 656	22515385	3 112
15581096	3 264	15587000	3 023	15589599	2 483	22518548	3 107
15581136	7 203	15587071	7 525	15589590	9 847	22518885	2 162
15581247	6 714	15587079	1 210	15589594	9 847	22518888	1 166
15581248	6 714	15587079	3 023	15589594	17 800	22518888	3 003
15581700	6 008	15587080	7 525	15589597	7 003	22524416	4 520
15581702	6 800	15587083	6 341	15589598	7 003	22527523	3 890
15581703	6 062	15587084	8 241	16032490	8 852	22529441	9 765
15581704	6 062	15587087	16 185	16034551	8 849	22529991	3 306
15581705	17 800	15587088	16 185	16030691	2 725	22535073	0 004
15581706	17 050	15587187	5 385	16031759	2 731	22535073	1 252
15581707	17 050	15588461	2 559	17981073	4 880	23011420	1 453
15581708	2 510	15588706	16 650	18001032	4 685	23500074	0 333
15581709	17 050	15588708	16 125	18002428	5 045	23500075	0 353
15581710	17 050	15588709	16 125	18003151	4 666	23500076	0 333
15581711	7 675	15588758	3 023	18004057	4 665	23500133	1 069
15581718	2 100	15588758	3 890	18004702	4 666	23500246	0 646
15583229	16 150	15588758	9 016	18004794	4 665	23500298	0 638
15583230	16 150	15588758	17 208	18004890	4 665	23500356	1 251
15583307	3 890	15588756	16 716	18007851	4 665	23500391	0 629
15583366	3 306	15588757	16 720	18007852	4 665	23500392	0 629
15583569	16 550	15588759	16 125	18008085	4 690	23500393	0 629
15583570	17 185	15588770	16 125	18009091	0 616	23500396	2 042
15583571	17 185	15588783	16 152	18009095	0 616	23500413	3 306
15583572	3 782	15588784	16 152	18009096	0 596	23500414	3 306
15583573	9 782	15589201	4 195	18009097	0 596	23500417	0 137
15583577	16 550	15589204	2 274	18009098	0 596	23500878	3 890
15583831	16 802	15589205	1 066	20310783	16 682	25004137	3 107
15583848	4 634	15589206	1 066	20325648	16 724	25004140	3 107
15583866	17 188	15589207	1 066	20330401	16 800	25011206	1 827
15583896	16 068	15589208	1 066	20336575	16 887	25011208	1 827
15583907	3 704	15589219	7 068	20117611	16 674	25015099	9 748
15583926	3 704	15589220	7 068	20171141	16 261	25017376	9 748
15583955	3 162	15589221	3 015	20225360	16 714	25020687	9 748
15583955	7 012	15589222	9 653	20238207	16 720	25022983	9 748
15583978	3 162	15589223	9 653	20243899	16 682	25022984	9 748
15584118	6 055	15589224	9 653	20247145	16 714	25023541	4 023
15584124	9 215	15589225	9 653	20264743	16 174	25023550	4 342
15584126	5 387	15589228	2 500	20264744	16 174	25023557	4 342
15584158	4 535	15589248	4 505	20268453	16 720	25026092	2 682
15584176	4 563	15589250	17 507	20269843	16 720	25026317	1 150
15584177	5 149	15589251	2 510	20319884	16 720	25041910	3 402
15584178	5 149	15589256	17 800	20351007	16 622	25042462	1 745
15584185	4 530	15589270	17 800	20369319	16 622	25046876	9 761
15584186	4 535	15589271	17 800	20369320	16 622	25049900	9 748
15584643	17 198	15589283	2 728	20398170	16 720	25052372	9 761
15584644	17 198	15589285	1 763	20410901	16 720	25052807	9 735
15584688	16 586	15589286	1 763	20451401	16 165	25053503	2 515
15584685	16 582	15589286	17 800	20488125	6 064	25053501	2 515
15584686	16 582	15589297	1 168	20566223	6 064	25053622	9 743
15584687	16 532	15589619	5 528	20573775	4 682	25053623	9 744
15584722	16 717	15589620	5 528	20684092	9 779	25055272	3 110
15584727	16 724	15589621	17 800	20688927	16 165	25060118	1 758
15584889	8 153	15589623	5 511	22009290	16 084	25076588	9 748
15584890	8 153	15589677	16 330	22009291	16 084	25078571	4 020
15584895	16 603	15589678	17 204	22009315	16 084	25078578	4 070
15584896	16 603	15589800	2 333	22009336	16 084	25509743	4 651
15584983	16 800	15589801	2 333	22009338	16 084	25509744	4 653
15585048	3 708	15589802	2 333	22009339	16 084	25509843	4 649
15585206	3 708	15589815	7 629	22009310	16 084	25513256	4 570
15585211	7 628	15589819	7 629	22009371	16 084	25516531	4 765
15585216	3 608	15589829	17 080	22009345	6 855	25516531	4 530
15585742	1 240	15589830	17 080	22021679	16 064	26004445	5 386
15585830	5 484	15589849	7 500	22021690	16 053		
15588800	3 890	15589854	17 800	22029629	16 063		
15588803	3 890	15589858	17 800	22029630	16 063		
15588807	3 890	15589859	17 800	22029831	16 064		
15588809	3 890	15589861	17 800	22038924	16 364		

LIGHT TRUCK ILLUSTRATION

INTRODUCTION

This **ILLUSTRATION CATALOG** has been compiled to assist in the location and identification of service parts.

The illustrations herein may not always show the exact part required, however, for identification purposes the group number or noun name can be readily located from a view covering a typical illustration.

The layout of the information contained in this publication is such that the illustrations can be removed for combining with the Parts Listing Catalog Sections by groups. The "single" catalog concept can be maintained using this system, or the separate Illustration Catalog and Parts Listings Catalogs can be used.

During each calendar year complete reprints of the catalog are published as part of the Catalog Revision Service. New or revised illustrations are mailed to dealers subscribing to the revision service as they are scheduled.

All specifications and illustrations contained in this publication are based on the latest product information available at the time of printing. Warehousing and Distribution Division reserves the right to make changes at any time without notice in data, specifications, material and models.

Due to Engineering and or part number changes, all part number application herein should be verified by referring to the Parts Catalog.



ILLUSTRATION CATALOG GROUP FORMAT



GROUP	LIGHT TRUCK ILLUSTRATION CONTENTS
0.000	ENGINES — ENGINE TRANSMISSION MOUNTING
1.000	RADIATOR & RELATED PARTS — OIL PRESS & THERMO SWITCHES
2.000	STARTER MOTORS — ALTERNATORS — ALTERNATOR MOUNTINGS — HORN PARTS — FRONT LAMPS — REAR LAMPS
3.000	FUEL SUPPLY SYSTEMS — ACCELERATOR CONTROLS — AIR CLEANER & EMISSION PARTS — FUEL INJECTION PUMP — EXHAUST SYSTEMS
4.000	AUTOMATIC TRANSMISSIONS — LINKAGE — TRANSFER CASES — BRAKE SYSTEMS — PARKING BRAKES — MASTER CYLINDER — HYDRAULIC BOOSTER — HYDRAULIC PUMP MOUNTING & LINES
5.000	FRONT DISC BRAKE — REAR DRUM BRAKE — REAR AXLES — LOCKING DIFFERENTIAL — PROP SHAFTS
6.000	FRONT AXLES — LOCKING HUBS — STEERING LINKAGE — STEERING SYSTEM — STEERING GEARS — STEERING COLUMN (EXPLODED) — STEERING PUMP — STEERING PUMP MOUNTINGS
7.000	FRAME COMPONENTS — FRONT SUSPENSION — REAR SUSPENSIONS — FRONT BUMPER — REAR BUMPER
8.000	FRONT END SHEET METAL — BASE HEATER SYSTEMS — HEATER COMPONENTS OR ASSEMBLIES
9.000	BODY MOUNTING — A. C. COMPRESSORS — A. C. COMPRESSOR MOUNTING — A. C. REFRIGERATION SYSTEM — INSTRUMENT PANEL CLUSTERS
16.000	WINDSHIELD WASHER, BLADE AND PUMP — WINDSHIELD GLASS, WEATHERSTRIP AND MOLDING — MIRRORS — INSTRUMENT PANELS — FRONT DOOR AND RELATED PARTS AND TRIM — BODY SHEET METAL — SEATS, BELTS AND MOUNTINGS — FLOOR INSULATORS, MAT, CARPETING AND SCUFF PLATES
17.000	END GATES AND REMOVABLE TOP — PICK-UP BOX ASM.

NOTE — THIS IS A GENERAL OUTLINE OF THE CURRENT ILLUSTRATION SEQUENCE.

GROUP 0.000

ILLUSTRATION INDEX

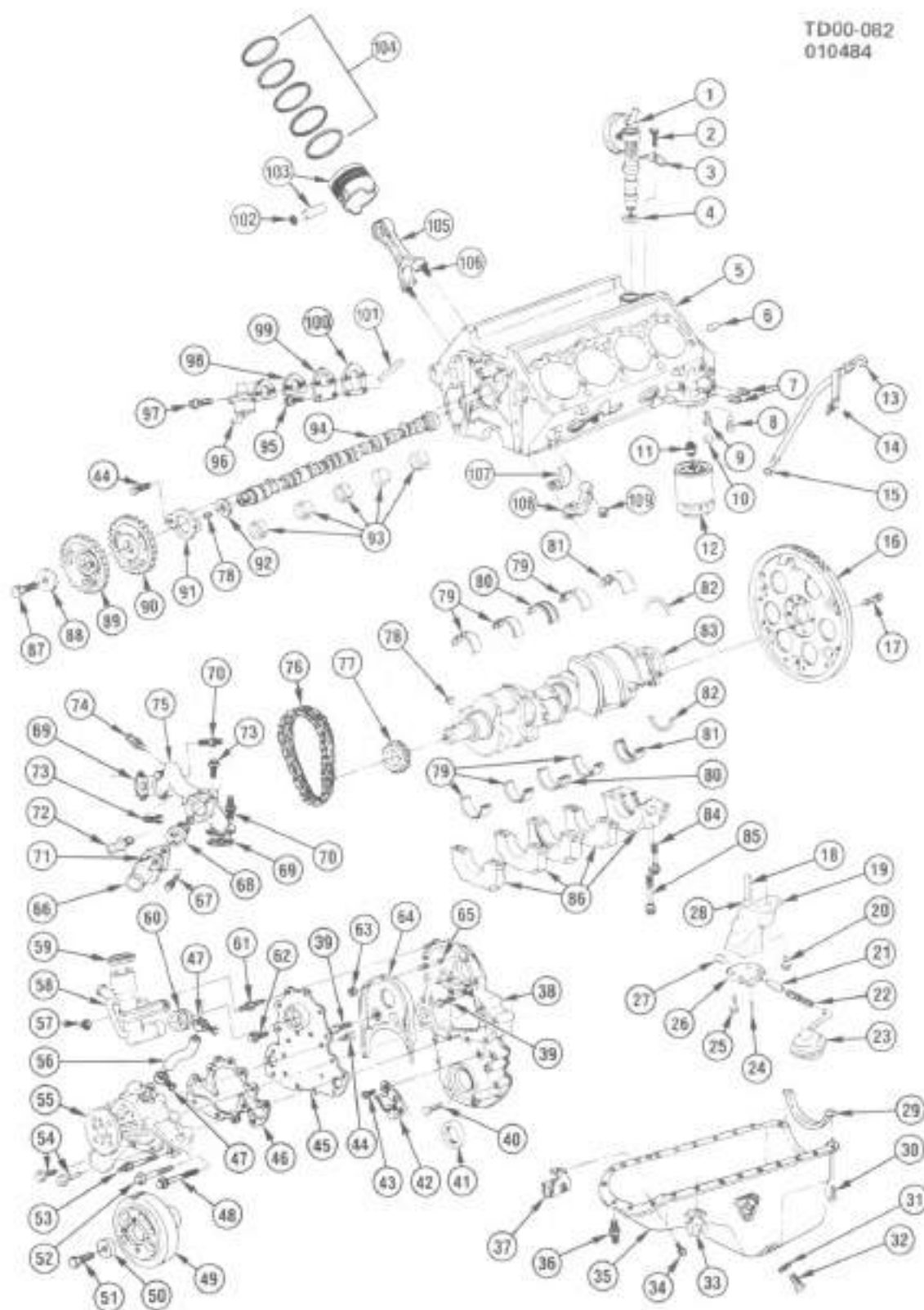
	TITLE	PAGE
1984-87	"D1.3" ENGINE ASM/DIESEL PART I	0.2
1984-87	"D1.3" ENGINE ASM/DIESEL PART II	0.4
1984-87	"D1.3" ENGINE & TRANSMISSION MOUNTING	0.6



NOTES

BLANK-01

TD00-082
010484



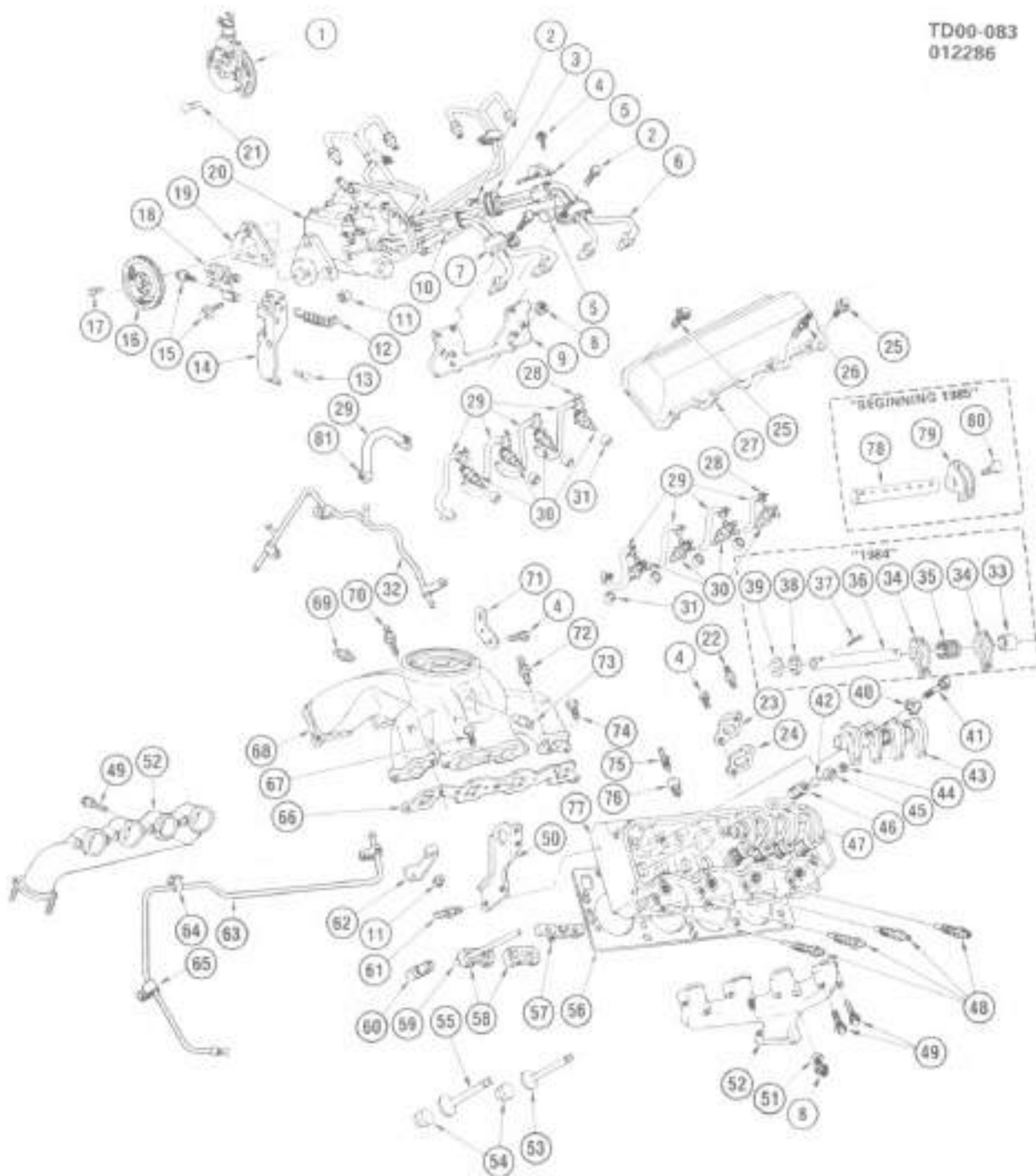
TD00-082

1984-87 'D1,3' ENGINE ASM/DIESEL PART I

1984-87 'D1.3' ENGINE ASM/DIESEL-PART I

1	3.280	PUMP, Oil Dr & Vac	7839416	62.	8.900	BOLT, Hex Flg (M8x1.25x20)	
2	8.900	BOLT, Hwh (M10x1.5x25)		63.	8.915	NUT, Hex (M10x1.5x9)	
3	1.838	CLAMP, Oil/Vac Pump	14022650	64.	1.780	BAFFLE, C/Case Ventr	14033820
4	3.280	GASKET, Oil/Vac Pump	14022649	65.	3.306	STUD, Fuel Inj Pump Lwr	14024203
5	0.033	BLOCK, Fitted	14045059		3.306	STUD, Fuel Inj Pump Uprr	10024396
	0.033	ENGINE, Partial	14045061	66.	1.153	OUTLET, Water	14028918
6	8.939	PIN, Dowel (5/8" x 1 3/16")		67.	8.900	BOLT, Hex (M10x1.5x35)	
7	8.971	PLUG, Hex Dnn (1/4"-18)		68.	1.248	THERMOSTAT	14077122
8	1.837	VALVE, Oil Fltr By-Pass	25011206	69.	1.262	GASKET, Cyl Hd Wat Jct Cvr	14028951
9	1.837	VALVE, Oil Clr By-Pass	25011208	70.	1.262	STUD, Wat C/Ovr & Therm	
10	1.640	PLUG, Cyl & Case Oil Clr	14066310			Hsg (1.164) (M10x1.5x20x30)	14033946
11	1.855	CONNECTOR, Oil Fltr	14022700	71.	1.164	GASKET, Water Outlet	14028916
12	1.838	FILTER, Oil (PF35)	6438384	72.	8.886	NIPPLE, Htr Hose (5/8" Hose	
13	1.618	INDICATOR, Oil Level	14050523			1-2"-14 Thrd)	
14	1.516	TUBE, Oil Lave Ind	14045288	73.	8.900	BOLT, Hex Flg (M10x1.5x30)	
15	8.955	SEAL, "O" Ring (35" ID		74.	8.886	FITTING, Htr Hose	14067737
		.072" Thk)	274244	75.	1.251	HOUSING, Water C/Ovr &	
16	0.686	FLYWHEEL	14077157			Therm	14028917
17	8.900	BOLT, Hex (7/16-20x17/64)		76.	0.724	CHAIN, Cr/Shf Timing	14022647
18	1.639	SHAFT, Oil Pump Inter	14022899	77.	0.728	SPROCKET, Cr/Shf	14022646
19	1.652	PUMP, Oil (Incl #21 to 27)	14079426	78.	8.960	KEY, Woodruff (3/16"x3/4")	
20	1.652	BOLT, Oil Pump & Screen	14028914	79.	0.096	BEARING, Cr/Shf π 1, 2, 4	
21	1.609	VALVE, Oil Press Reg	3702386			(Std)	18009096
22	1.609	SPRING, Oil Press Reg Vlv	360582	80.	0.096	BEARING, Cr/Shf π 3 (Std)	14053399
23	1.656	SCREEN, Oil Pump	14077182	81.	0.096	BEARING, Cr/Shf Hr (Std)	14056002
24	1.609	PIN, Oil Press Reg Vlv Spr	838839	82.	0.137	SEAL, Cr/Shf Rr Oil	23500417
25	8.900	BOLT, Hex Flg Hd (M6x1x20)		83.	0.846	CRANKSHAFT	23500246
26	1.723	COVER, Oil Pump	14028978	84.	0.056	BOLT, Cr/Shf Brg Cap (Otr)	14077192
27	1.609	PLUG, Vlv Spr Stop	3704871	85.	0.056	BOLT, Cr/Shf Brg Cap (Inr)	14077195
28	1.639	RETAINER, Pump Inter Shf	477249	86.	N.S.	CAP, Cr/Shf Brg (Part of #5)	
29	1.429	SEAL, Oil Pan Rr	14022683	87.	8.900	BOLT, Hex (M12x1.75x35)	
30	1.428	BOLT, Oil Pan (1984)	14033828	88.	0.533	WASHER, Cr/Shf	14022648
	8.900	BOLT, Oil Pan (1985-87)	11508534	89.	3.935	GEAR, Fuel Inj Pump Drive	14022653
31	1.456	GASKET, Drain Screw	14079550	90	0.738	SPROCKET, Cr/SHF	14022645
32	1.453	PLUG, Oil Pan Drain	23011420	91	0.738	BEARING, Cr/Shf Thrust	14022644
33	4.128	CLAMP, Trans Oil Clr Pipe	3997718	92	0.738	RING, Cr/Shf Sckt Spr	14022643
34	8.900	SCREW, Hex (M6x1x1/6)		93.	0.539	BEARING, Cr/Shf (π 1)	14048453
35	1.426	PAN, Oil	14081649		0.539	BEARING, Cr/Shf (π 2)	14048454
36	1.428	STUD, Oil Pan (29.7mm)	14066307		0.539	BEARING, Cr/Shf (π 3)	14048455
37	2.343	CLIP, Bat Pos Cbl	14040813		0.539	BEARING, Cr/Shf (π 4)	14048456
38	0.206	COVER, C/Case Frt End	14044971		0.539	BEARING, Cr/Shf (RR)	14048457
39	0.206	BOLT, Cr/Case Frt End		94.	0.619	CAMSHAFT	14066308
		(8.900) (1984)	14043380	95.	8.900	BOLT, Hex (M6x1x13)	
	0.206	BOLT, Cr/Case Frt End (8		96.	3.900	PUMP, Fuel	6471831
		900) (1985-87)	1635490	97.	8.900	BOLT, Hex 3/8" x 1.50,	
40.	8.900	BOLT, Hex (M10x1.5x55)				300M CAD BRT	9439636
41.	0.213	SEAL, Cr/Shf Frl Oil	3660095	8.929	WASHER, Type A Flat (.375 x		
42.	N S	POINTER (Part of #38)			875 x .083 2 BRT 6163)		8439862
43.	N S	SCREW (Part of #38)		8.931	WASHER, Spr Lk (3/8 x		
44.	8.900	BOLT, Hex Hd (M8x1.25x16)			11/16 ZOR)		9439512
45.	1.113	PLATE, W/Pump Backing	14024208	98.	3.904	GASKET, F/Pump to Timing	
46.	1.079	GASKET, W/Pump Plt	14024209			Chain Cvr	9776706
47.	8.948	CLAMP, Worm (11/16"		99.	3.901	PLATE, Fuel Pump Mtg	3719599
		5/16")		100.	3.904	GASKET, Fuel Pump Mt Plt	3705044
48.	8.900	BOLT, Hr (M10x1.5x95)		101	3.936	ROD, Fuel Pump Push	14050425
49.	0.659	DAMPER, Torsional	14022671	102.	0.639	RETAINER, Pstrn Pin (1984)	14025631
50.	0.662	WASHER, Tors Damper	14022673		0.639	RETAINER, Pstrn Pin (1985-	
51.	0.662	BOLT, Tors Damper	14022672			87)	23500298
52.	8.900	BOLT, Hex (M10x1.5x90 9 B		103.	0.629	PISTON, W/Pin (Std) (1984)	14079401
		PC)			0.629	PISTON, W/Pin (Std) (1985-	
53.	1.079	STUD, Pump				87)	23500391
		(M10x1.5x17x95)	14071080	104.	0.643	RING KIT (Std) (1984)	14050718
54.	8.900	BOLT, Hex (M8x1.25x40)			0.643	RING KIT (Std) (1985-87)	16537018
55.	1.069	PUMP, Water (Incls #40)	23500133	105.	0.603	ROD, Conn (Incl #105, 106	
	8.866	NIPPLE, Therm By-pass	354501			108)	14025523
56.	8.962	HOSE (5/8") (Rubber)		106.	0.623	BOLT, Conn Rod	14025526
57.	8.915	NUT, Hex Scy π 1 (M8x1.25)		107.	0.616	BEARING KIT, Conn Rod	
58.	1.782	TUBE, C/Case Vent & Oil Fl	14071059			(Std)	18009094
59.	1.758	CAP, Oil Filler (FC108)	25060118	108.	N.S.	CAP, Conn Rod Brg (Part of	
60.	1.745	GROMMET, Oil Separator	14028942			π 105)	
61.	1.079	STUD, Pump		109.	0.626	NUT, Conn Rod	14025527
		(M8x1.25x16 75x25)	14045263				

TD00-083
012286

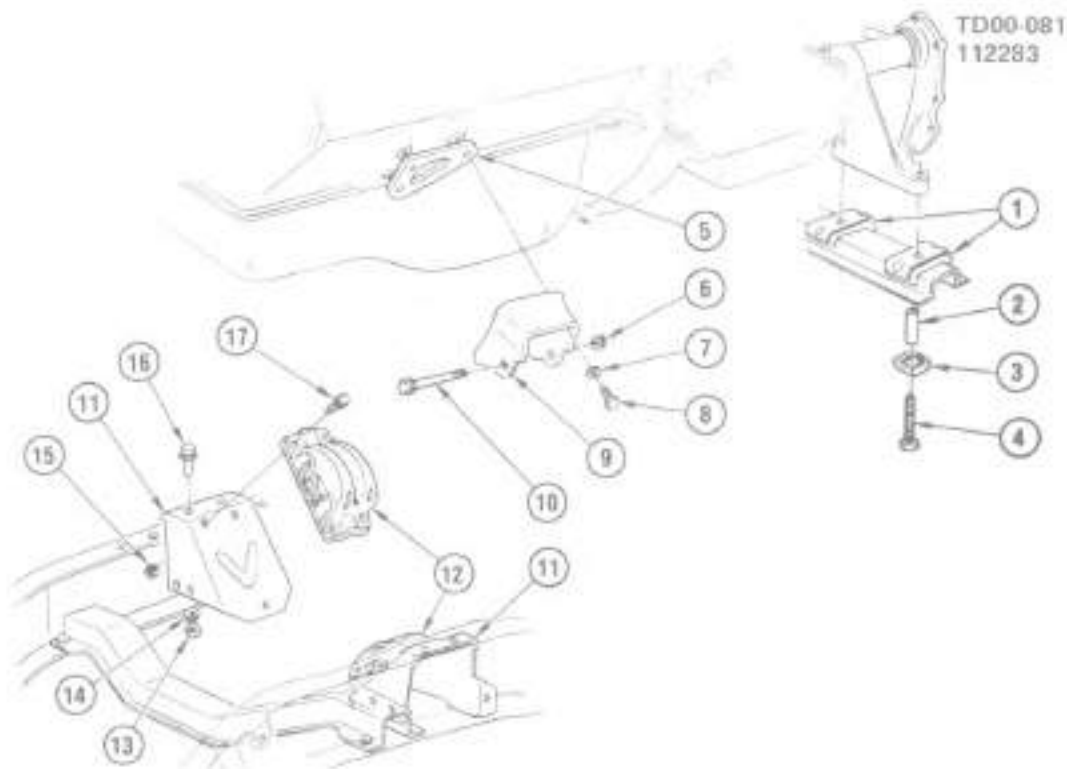


TD00-083

1984-87 "D1.3" ENGINE ASM/DIESEL-PART II

1984-87 'D1.3' ENGINE ASM/DIESEL-PART II

1.	4.205	VALVE, Trans Vac Reg	14057219	43	N.5	SHAFT, W/Arm, Vlv Rkr [See items 33 to 38 for '984 & items 78 to 80 for 1985]	
2.	8.977	SCREW, Hex Lg Wa Hd W/Sr (M4 3x1.41x10)				KEY, Vlv Stem	3947770
3.	3.330	CLAMP, Fuel Inj Pipe	14033955	44	0.310	ROTATOR, Exh Vlv	14042575
4.	8.900	BOLT, Hex Flg (M10x1.5x20)		45	0.309	CAP, Int Vlv Spr	14003974
5.	3.130	CLIP, Fuel Pipe Up	14033921	46	0.303	SPRING, W/Damper, Vlv	14025512
	3.130	CLIP, Fuel Pipe Lwr	14033922	47	0.303	SHIM, Valve Spring	14003968
6.	3.330	PIPE, F/Inj Pump to Cyl #1	14033911	48	2.270	PLUG, Glow	5813939
	3.330	PIPE, F/Inj Pump to Cyl #2	14033912	49	8.900	BOLT, Hex (M10x1.5x70)	
	3.330	PIPE, F/Inj Pump to Cyl #3	14033913		8.900	BOLT, Hex (M10x1.5x45)	
	3.330	PIPE, F/Inj Pump to Cyl #4	14033914	50	0.004	BRACKET, Eng Lft Frt	14033945
	3.330	PIPE, F/Inj Pump to Cyl #5	14033915	51.	8.919	WASHER, Fl (M8 x 20 x 2.5 Thk)	
	3.330	PIPE, F/Inj Pump to Cyl #6	14033916	52.	3.601	MANIFOLD, Exh-LH	14022657
	3.330	PIPE, F/Inj Pump to Cyl #7	14033917		3.601	MANIFOLD, Exh-RH	14025566
	3.330	PIPE, F/Inj Pump to Cyl #8	14033918	53.	0.297	VALVE, Exh (Std)	14033928
7.	3.330	CLIP, Fuel Inj Pipe	14033953	54.	0.269	PRECHAMBER, Cyl Hd Lwr (Std) [Also part of item 77]	14067526
8.	8.915	NUT, Hex Style 1 (M8x1.25)			0.269	PRECHAMBER, Cyl Hd Lwr [254mm O.S.] (Also part of #77)	14069540
9.	3.330	BRACKET, F/I Pipe	14033824	55.	0.298	VALVE, Int (Std)	14033927
10.	3.330	INSERT, Fuel Pipe Clip	580814	56	0.269	GASKET, Cyl Hd	14065246
11.	8.917	NUT, Hex Flg (M10x1.5)		57.	0.480	CLAMP, Hyd Vlv Lthr Guide Ltr	14022640
12.	3.459	SPRING, Accel Cont Cbl	14024997	58.	0.480	PLATE, Hyd Vlv Lthr Guide Up	14022639
13.	8.900	BOLT, HWH (M8x1.25x14 B.8 PC)		59	0.426	ROD, Push	14057232
14.	3.464	SUPPORT, Accel Cont Cbl	14038847	60	0.459	LIFTER, Vlv (Roller)	5234530
15.	8.900	BOLT (M5x 8x10)		61	0.004	STUD, Eng Lifting Rkr (M10x1.5x20x20) [1.188]	22535073
16.	3.305	GEAR, Fuel Inj Pump Driven	14022852	62	3.901	CLIP, Fuel Pipe Rr	14063340
17.	8.900	BOLT, Hex (M8x1.25x20)		63	8.964	TUBING, Steel (3/8" ID x 25 ft)	
18.	3.440	SOLENOID, Inlet	14066255	64	3.901	CLIP, Fuel Pump Pipe	14033896
19.	3.306	GASKET, Fuel Inj Pump	14022851	65	3.901	CLIP, Fuel Pump Pipe Frc	22511422
20.	3.306	PUMP, Fuel Inj (1984)	14077134	66	3.270	GASKET KIT, Int Manif	14044876
	3.306	PUMP, Fuel Inj (1985-87)	23500413	67	8.900	BOLT, HPH (M10x1.5x80)	
21.	8.900	BOLT, Hex (1/4-20x1.25)		68	3.266	MANIFOLD, Int	14071068
22.	1.252	STUD, Cyl Hd Wat Jkt Cvr (M10x1.5x20x20) (1.166)	22535073	69	3.440	SWITCH, Cold Adv Temp (3/8-18 Thd) (2 Prong)	14071047
23.	1.251	COVER, Cyl Hd Wat Jkt	14028849	70.	3.275	STUD, Int Manif	14028921
24.	1.252	GASKET, Cyl Hd Wat Jkt Cvr	14028851	71.	0.004	BRACKET, Eng Lifting Rr	14033947
25.	8.900	BOLT (M8x1.25x12)		72.	3.275	STUD, Int Manif (M10x1.5x20x30) (1.188)	10035838
26.	0.413	STUD, Vlv Rkr Cyl	14033818	73.	1.746	TUBE, C/Case Depr Reg Vlv (407mm Long)	14050444
27.	0.386	COVER, Vlv Rkr	14024233	74.	8.900	BOLT, Hex (M10x1.5x30)	
28.	1.186	CLAMP, Fuel Drn Bk Hose	3891759	75.	3.582	SENSOR, Cnt Temp	25035092
29.	3.183	HOSE, Fuel Drain Back	14065305	76.	8.963	BUSHING, Reducer, Hex (3/8" ID Int) (1/2"-14 Ext)	
30.	3.332	NOZZLE, F/Inj	14059067	77.	0.269	HEAD, W/Prechamber Cyl	14079304
31.	3.332	GASKET, Injector Nozzle	14025557	78.	0.353	SHAFT, Vlv Rkr Arm (1985-88)	23500075
32.	3.183	PIPE, Fuel Drain Back	14061569	79.	0.333	ARM, Vlv Rkr (1985-88)	23500074
33.	0.334	SPACER, Vlv Rkr Arm (1984)	14057297	80.	0.333	RETAINER, Vlv Rkr Arm (1985-88)	23500076
34.	0.333	ARM, W/Bushing, Vlv Rkr ('984)	14022634	81.	8.948	CLAMP, Worm Gear (1/4" to 5/8")	25518880
35.	0.376	SPRING, Vlv Rkr Arm Sh1 ('984)	14028981				
36.	0.363	SHAFT, Vlv Rkr Arm (1984)	14033822				
37.	8.938	PIN, Cotter (M3 2x25)(1984)					
38.	0.349	WASHER, Vlv Rkr Arm Sh1 (M22x29x.38) (1984)	14028982				
39.	0.349	WASHER, Vlv Rkr Arm Sh1 (M22x35x1.0) (1984)	14028983				
40.	0.333	RETAINER, Vlv Rkr Arm Sh1	14057296				
41.	8.900	BOLT, HPH (M10x1.5x50)					
42.	0.308	SHIELD, Vlv Stem Oil	14026515				
	0.308	SEAL, Vlv Stem Oil	3835333				



TD00-081

1984-87 "D1,3" ENGINE & TRANSMISSION MOUNTING

1.	4.081	MOUNT, Trans Up (0.027)	3705444
2.	4.085	SPACER, Trans Mt (0.002)	14009322
3.	4.081	MOUNT, Trans Lwr (0.027)	14009321
4.	4.085	BOLT, Trans Mt	14009324
5.	0.002	SPACER, Eng Mt Brkt	14037861
6.	0.002	NUT, Eng Mt, Flgd (7/16"-14)	6262212
7.	8.929	WASHER, Flat (3/8"-ID 3/4"-OD 12"Thk)	
8.	8.900	BOLT, Hex (3/8"-16 x 1 1/8")	
9.	0.029	BRACKET, Eng Mt-LH	14071967
	0.029	BRACKET, Eng Mt-RH	14037878
10.	0.002	BOLT, Eng Mt-LH (7/16"-14 x 5 3/16")	450309
	0.002	BOLT, Eng Mt-RH (7/16"-14 x 5")	6262211
11.	0.029	BRACKET, Eng Mt-LH	14055501
	0.029	BRACKET, Eng Mt-RH	14065502
12.	0.027	MOUNT, Eng	459021
13.	8.917	NUT, Hex Lk (7/16"-14) (301M End)	
14.	8.929	WASHER, Flat (15/32"-ID 7/8"-OD 3/32"Thk)	
15.	8.917	NUT, Hex Lk (3/8"-16) (301M End)	
	8.929	WASHER, Flat (15/32"-ID 15/16"-OD 1/16"Thk)	
16.	8.900	BOLT, Hex Flg Hd (7/16"-14 x 1 1/8")	
17.	8.900	BOLT, Hex (3/8"-16 x 1")	

GROUP 1.000

ILLUSTRATION INDEX

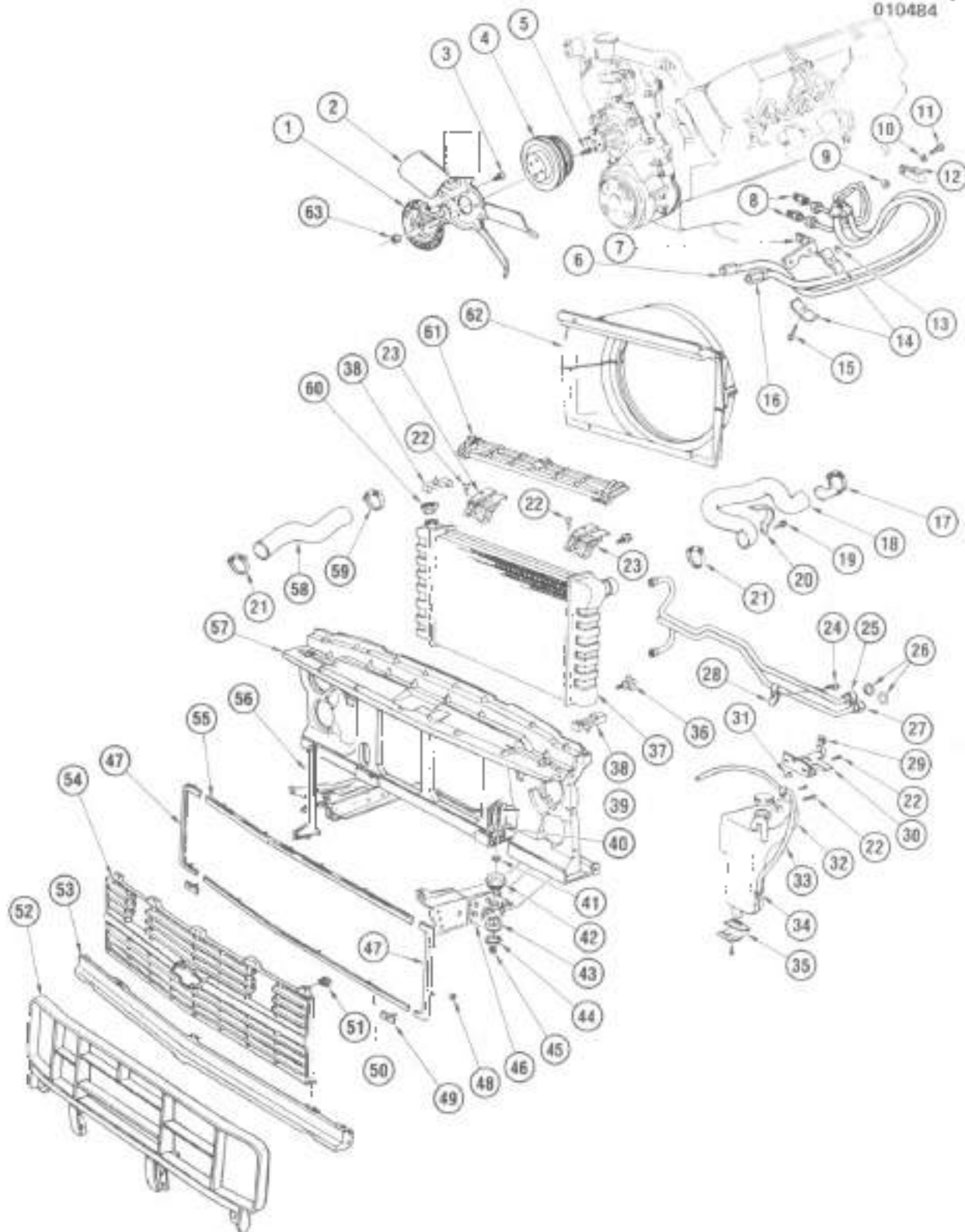
	TITLE	PAGE
1984 87	"D1.3" RADIATOR, RADIATOR GRILLE & RELATED PARTS	1-2
1984 87	"D1.3" PULLEYS & BELTS	1-4
1985 87	"D1.3" ENGINE OIL SAMPLING VALVE	1-5



NOTES

BLANK-03

TD01-096
010484



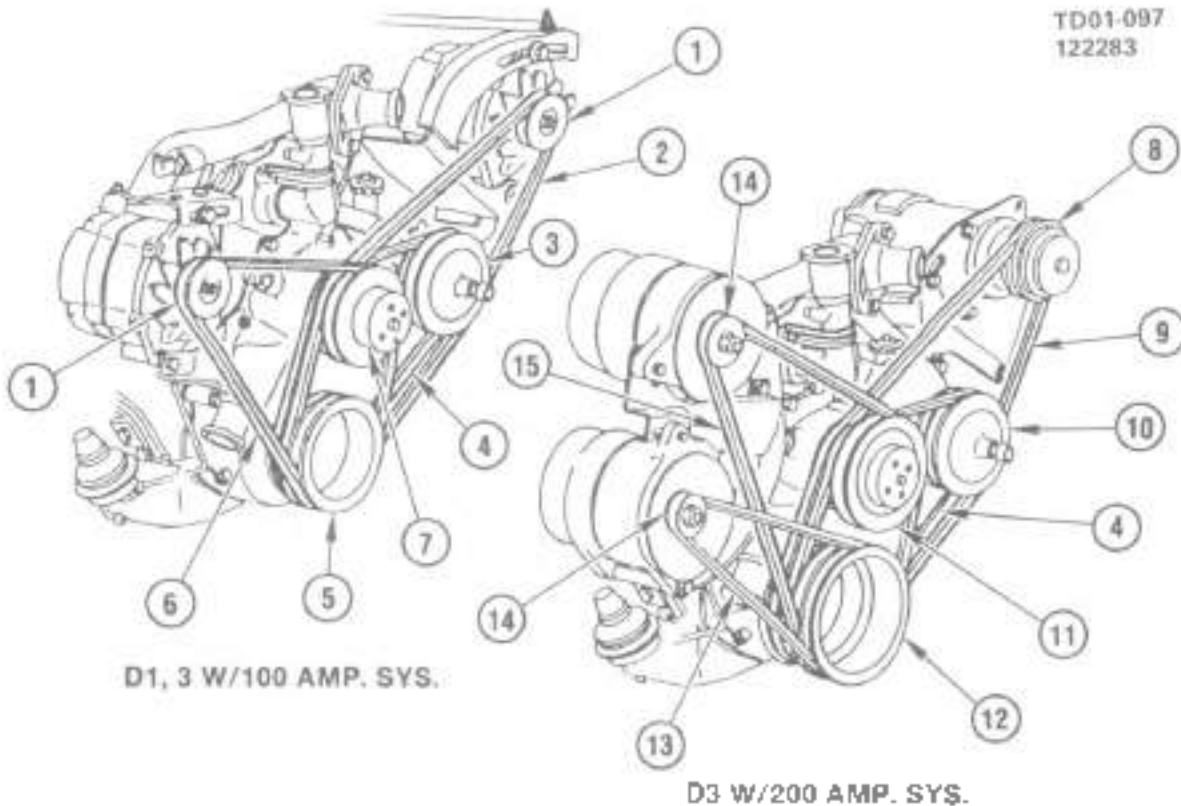
TD01-096

1984-87 'D1.3' RADIATOR, RADIATOR GRILLE & RELATED PARTS

1984-87 "D1.3" RADIATOR, RADIATOR GRILLE & RELATED PARTS

1.	1.050	CLUTCH, Fan Blade	14032395
2.	1.084	FAN	14077928
3.	1.062	SCREW, W/Lk Wa, Fan Blade (2.042)	14020698
4.	1.082	PULLEY, Fan & Water Pump (100 Amp Sys)	14067704
	1.082	PULLEY, Fan & Water Pump (200 Amp Sys)	14067705
5.	1.050	STUD, Fan Blade Clu	14061661
6.	1.540	HOSE, Eng Oil C/r Oilt (Ambulance)	14063337
	1.540	HOSE, Eng Oil C/r Oilt (Exc Ambulance)	14061347
7.	1.540	BRACKET, Oil C/r Hose Clip	14061348
8.	1.540	FITTING, Oil C/r Hose	14056586
9.	1.540	INSULATOR, Oil C/r Hose Clip	14061350
10.	8.932	WASHER, Lk (1/4")	
11.	8.900	BOLT, Hex (1/4"-20 x 3/4")	
12.	1.540	CLIP, Oil C/r Pipe (2.343)	14047899
13.	8.916	NUT, Hex Jam (1/4"-20)	
14.	1.640	CLAMP, Oil C/r Hose	14061352
15.	8.900	BOLT, Hex Hd W/Con Wa (1/4"-20 x 1 1/4")	
16.	1.640	HOSE, Eng Oil C/r Inlt (Ambulance)	14063338
	1.540	HOSE, Eng Oil C/r Inlt (Exc Ambulance)(1984-86)	14061348
	1.540	HOSE, Eng Oil C/r Inlt (Exc Ambulance)(1987)	15648901
17.	1.166	CLAMP, Rad Inlet Hose to Eng	10041062
18.	1.159	HOSE, Rad Inlet	14036744
19.	8.977	SCREW, Has Wa Hd Tap (M6 3/4" B1 x 13)	
20.	1.166	SUPPORT, Rad Hose	14036779
21.	8.948	CLAMP, Worm Gear (1.27/32" to 2.27/32")	
22.	8.900	BOLT, Hex W/Con Wa (5/16"-18 x 7/8")(8.080)	
23.	1.270	BRACKET, Rad Up'r Mt-LH	14039949
	1.270	BRACKET, Rad Up'r Mt-RH	14039950
24.	8.900	BOLT, Hex (1/4"-20 x 1")	
25.	1.640	PIPE, Oil C/r Inlt (Incls #26)	14061344
26.	1.650	SEAL, Oil C/r Inlt & Oilt Pipe	14056585
27.	1.640	PIPE, Oil C/r Oilt (Incls #26)	14061345
28.	1.640	CLIP, Oil C/r Pipes	14038784
29.	8.921	NUT, "U" (5/16"-18)	
30.	1.240	BRACKET, Cnt Recvry Reser Up'r	14072426
31.	1.240	NUT, Cnt Recvry Reser Bklt (3.704)	3792287
32.	1.240	RESERVOIR, Cnt Recvry	15595742
33.	8.962	HOSE, Bulk (3/8" ID)	
34.	8.948	CLAMP, Hose (1/2" to 1")	
35.	1.240	BRACKET, Cnt Recvry Lwr	14072427
36.	8.951	COCK, Drain, Type C (1/4"-18 x 1")(Brass)	
37.	1.219	RADIATOR (D1)	3053691
	1.219	RADIATOR (D3)(1984)	3053692
	1.219	RADIATOR (D3)(1985-87)	3058986
38.	1.270	INSULATOR, Rad Ret	8264100
39.	8.900	BOLT, Hex (1/2"-13 x 5")	
40.	1.270	WASHER, Rad Supr	14049809
41.	N.S.	NUT	
42.	1.270	CUSHION, Rad Supr Up'r (9.023)	15597600
43.	1.270	CUSHION, Rad Supr Lwr (9.023)	15597629
44.	1.270	RETAINER, Rad Supr Cush Lwr (9.011)	14027472
45.	8.915	NUT, Hex (1/2"-13)	
46.	1.274	BRACKET, Rad Supr	14029193
47.	2.728	MOLDING, Hdip Opg-LH	15599283
	2.728	MOLDING, Hdip Opg-RH	14072354
48.	8.921	NUT, Strcpd Fanctard Flg (3/16")	
49.	1.263	CLIP, Fr End Moldings	14072860
50.	1.263	MOLDING, Fr End Pnl	15599286
51.	8.921	NUT, "U" Spring (1/8"-18)	
52.	1.266	GUARD, Rad Grl	14072468
53.	1.263	PANEL, Fr End	14043880
54.	1.266	GRILLE, Rad (1984)	14072367
	1.266	GRILLE, Rad (1985-87)	15564915
55.	1.263	MOLDING, Fr End Shl Metal Ctr Pnl	15599285
56.	1.263	SUPPORT, Fr End Sheet Metal	14021243
57.	1.270	SUPPORT, Rad (Comp etc)	15522682
58.	1.173	HOSE, Rad Oilt	14067763
59.	8.948	CLAMP	
60.	1.203	CAP, Rad Fil	8410785
61.	1.270	PANEL, Rad, Jpr Mt	14039948
62.	1.277	SHROUD, Rad Fan	15522897
63.	8.915	NUT, Hex (5/16"-18)	

TD01-097
122283

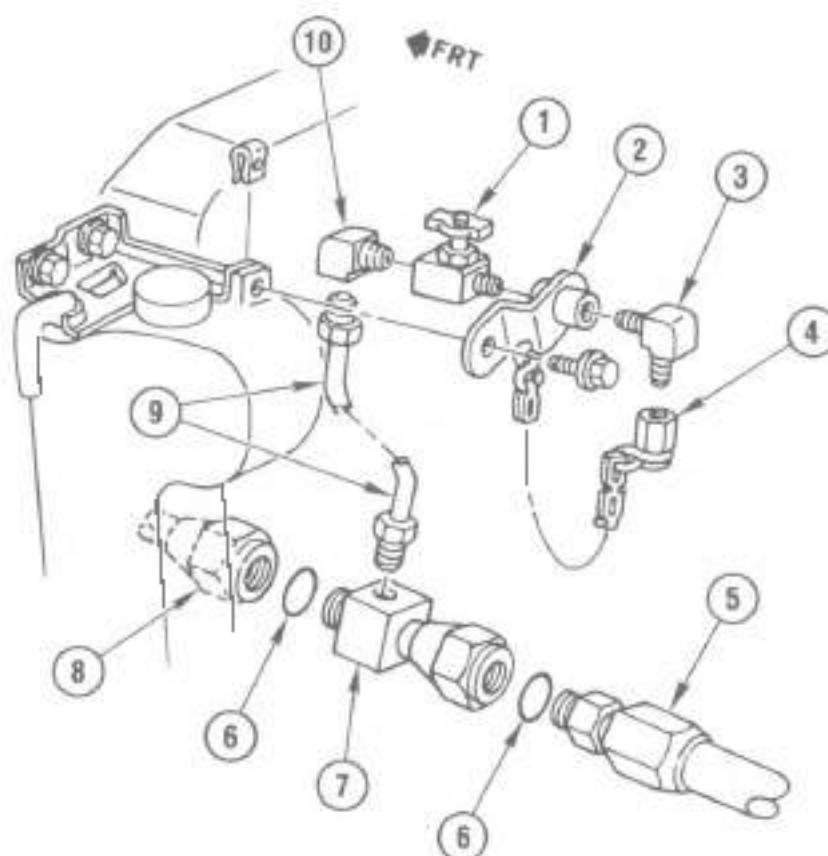


TD01-097

1984-87 "D1,3" PULLEYS & BELTS

1.	2.274	PULLEY, Gen	1978088
2.	1.066	BELT, Fan & Gen-LH (11.13mm x 1466 35mm)	15699207
3.	6.655	PULLEY, Hyd Pump (Strg & Dir)	14067701
4.	1.066	BELT, Hyd Pump (3/8" x 45 1/2" HV2)	14050459
5.	0.669	PULLEY, Cr/Shf (3 Grooves)	14067703
6.	1.066	BELT, Fan & Gen-PH (7/16" x 48 1/2")	15599208
7.	1.062	PULLEY, Fan & Water Pump	14067704
8.	9.160	PULLEY, W/Brg, A/C Cmpr	6560750
9.	1.066	BELT, A/C Cmpr (3/8" x 50") (XN)	14033869
10.	6.655	PULLEY, Hyd Pump (Strg & Dir)	14084343
11.	1.062	PULLEY, Fan & Water Pump	14067705
12.	0.659	PULLEY, Cr/Shf (4 Grooves)	14067702
13.	1.066	BELT, Gen (1/2" x 51")	15599206
14.	2.274	PULLEY, Gen	15599204
15.	1.066	BELT, Fan & Gen (1/2" x 56 1/2")	15599206

TD01-015
120464



TD01-015

1985-87 'D1,3' ENGINE OIL SAMPLING VALVE

1.	1.531	VALVE, Engine Oil Sampling (4 200)	15599983
2.	1.556	BRACKET, Oil Sampling Vlv	15599988
3.	8.963	FITTING, Elbow 90 Deg Double Male (1/8"-27 Pipe Thrd, 1/2"-20 Std Thrd)	
4.	1.816	CAP, W/Chain, Eng Oil Sampling Vlv	15599984
5.	1.540	HOSE, Eng Oil Cir Otlk (Ambulance)(Incls #6)	14063337
	1.540	HOSE, Eng Oil Cir Otlk (Exc Ambulance)(Incls #6)	14061347
6.	1.550	SEAL, Eng Oil Cir Int/Otlk Hose & Pipe	14065585
7.	1.556	FITTING, Eng Oil Sampling	15599987
8.	1.540	PIPE, Eng Oil Cir Int (Incls #8)	14061344
9.	6.964	TUBING, Bulk (3/16" OD)	
10.	N.S.	FITTING, Elbow 90 Deg (Female 3/8"-24 Thrd, Male 1/8"-27 Pipe Thrd)	

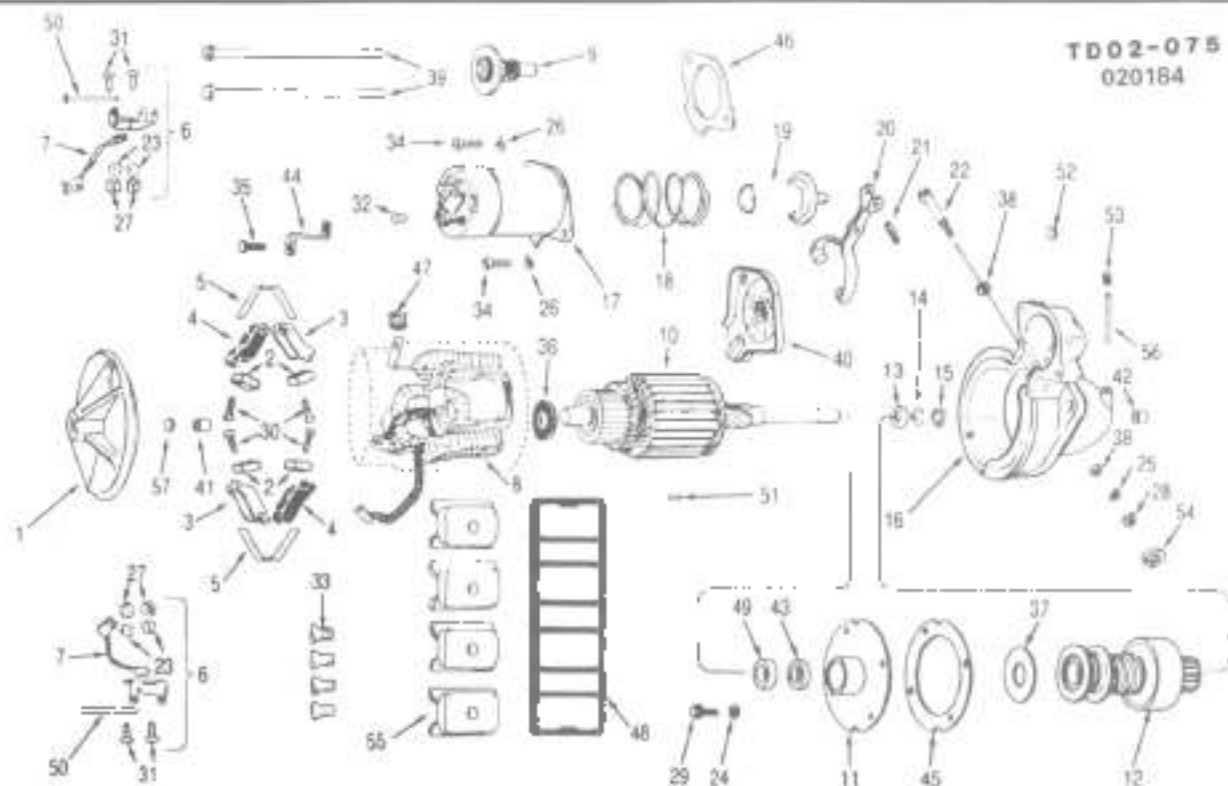
NOTES

BLANK-04

GROUP 2.000

ILLUSTRATION INDEX

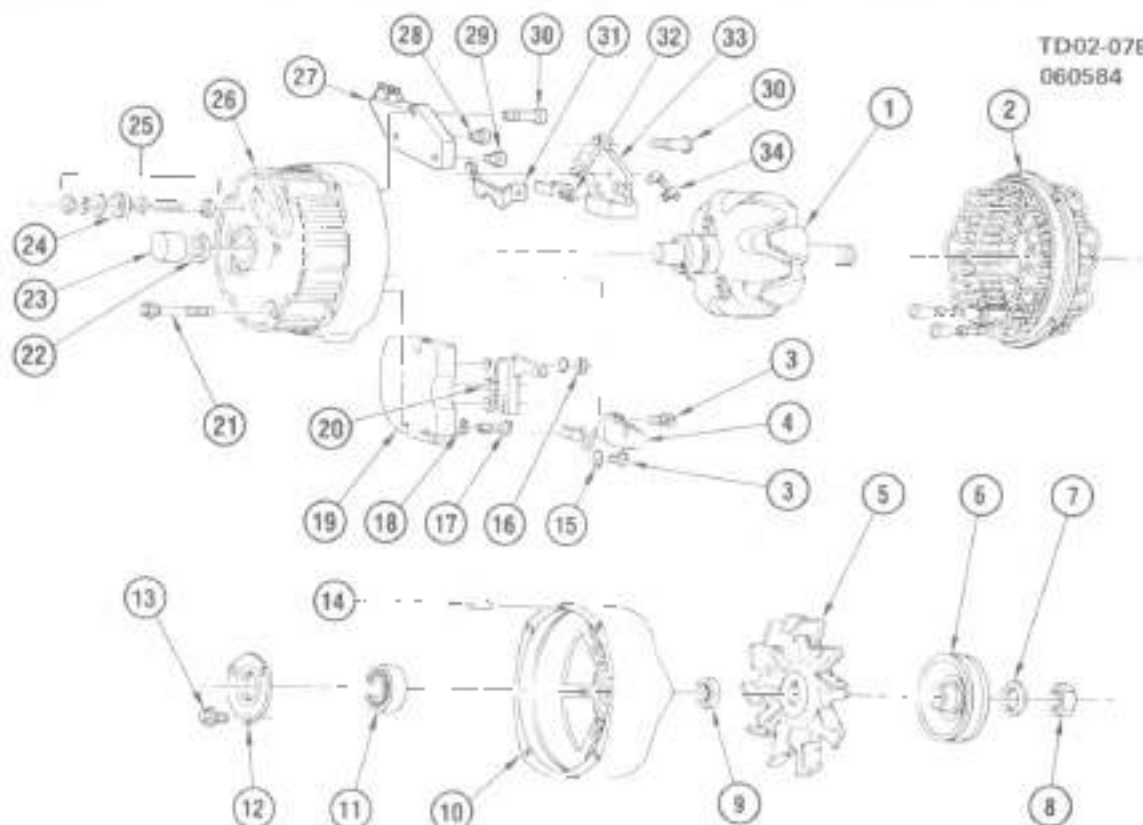
	TITLE	PAGE
1984-87	"D1,3" STARTER MOTOR	2-1
1984-87	"D1,3" GENERATOR - 100 AMP DELCO	2-2
1984-87	"D1,3" GENERATOR MOUNTING (DELCO)(100 AMP SYS)	2-3
1984-87	"D3" GENERATOR MOUNTING (LEECE/NEVILLE)(200 AMP SYS)	2-4
1984-88	"D1,3" BATTERY MOUNTING	2-5
1984-87	"D1,3" BATTERY CABLES, BOOSTER & TERMINAL BOARD	2-6
1984-87	"D1" ACCESSORY WIRING TERMINAL BOARDS/REAR	2-8
1984-87	"D1,3" INSTRUMENT PANEL ELECTRICAL	2-10
1984-87	"D3" COMMUNICATIONS RACK POWER JUNCTION BOX	2-12
1984-87	"D3" VOLTAGE REGULATOR & RELAY (AMBULANCE)	2-13
1984-87	"D1,3" HORN SYSTEM	2-14
1984-87	"D1,3" LAMPS/FRONT	2-16
1984-87	"D1,3" LAMPS/REAR (TYPE A, B & E VEHICLES)	2-18
1984-87	"D3" LAMPS/REAR (TYPE C & D VEHICLES)	2-20



TD02-075

1984-87 'D1.3' STARTER MOTOR

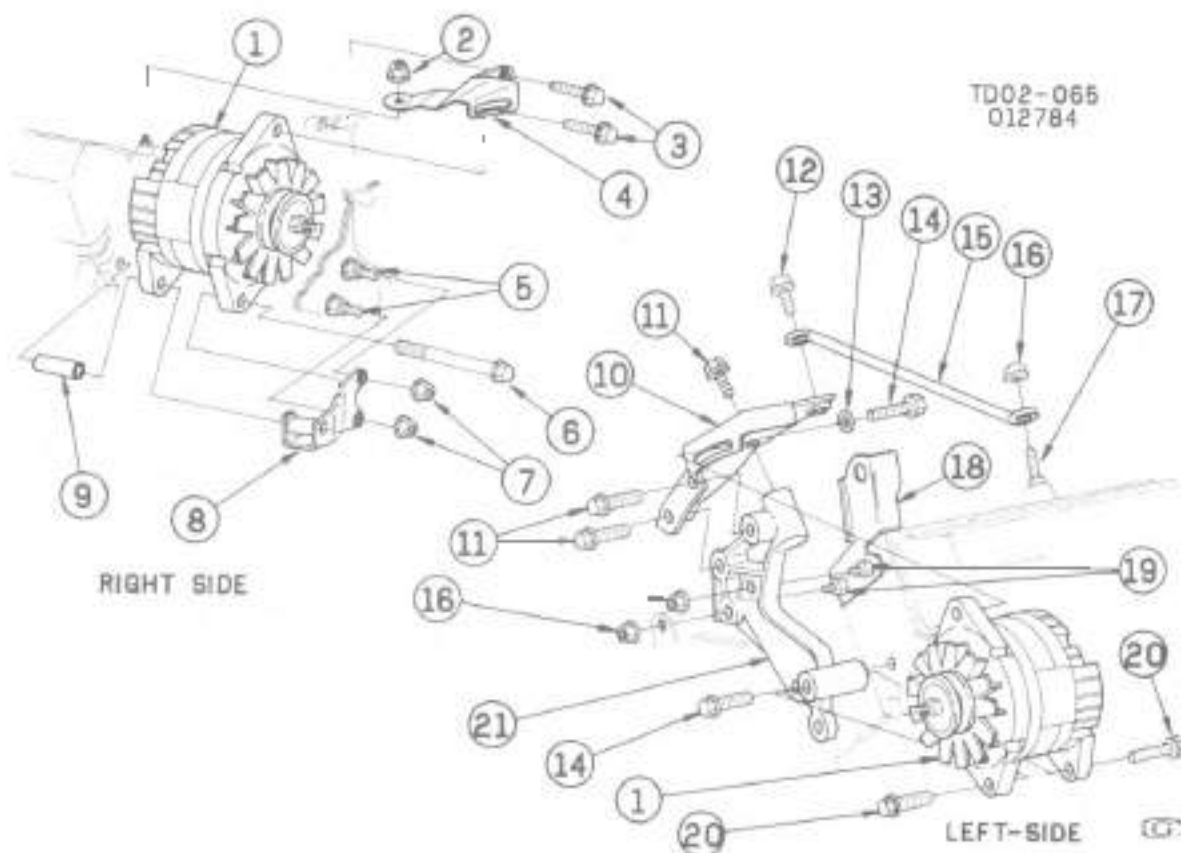
1.	2 067	FRAME, C.E. (Incls #4', 57)	1988464	8.977	SCREW, Brush Insl (x 8-15 x 5/16")	
2.	2 051	BRUSH	1852890			
3.	2 052	HOLDER, Brush Ground	1878359	31.	8.906	SCREW, Mach (x 10-24 x 1-2")
4.	2 052	HOLDER, Brush Insl	800091	32.	8.977	SCREW, Hex Tap (x 10-32 x 1-2")
5.	2 053	SPRING, Brush	1988019	33.	2.077	SCREW, Pole Shoe 1988196
6.	2 052	SUPPORT, Brush Holder (Incls #7, 23, 27, 31, 50)	1878458	34.	8.907	SCREW, Hillister Hd (1/4-20 x 1-2")
7.	2 056	LEAD, Brush Ground	1878381	35.	8.977	SCREW, Hex Tap (x 10-32 x 1-2")
8.	2 049	COIL, Field (4 Coils)	1986473	36.	8.977	SCREW, Hex Tap (x 10-32 x 1-2")
9.	2 102	CONTACT, W/Push Rod	1958226	37.	2.063	WASHER, C.E. Brake 1914842
10.	2 043	ARMATURE	1988471	38.	2.108	WASHER, Cir Brg to Mtr Dr 821463
11.	2 083	BEARING, Cir (Incls #43)	1978882	39.	N.S.	WASHER
12.	2 086	DRIVE	1893446	40.	2.077	BOLT, Thru 1980908
13.	2 083	COLLAR, Pinion Stop	1928021	41.	2.077	BOLT, W/Ext, Thru 1975328
14.	2 083	RING, Ret, Pinion Stop	1928022	42.	2.108	BOOT, Solenoid to D.E. Hsg 1970263
15.	2 083	WASHER, Collar Pinion Stop	1928023	43.	N.S.	BUSHING, C.E. (Part of #1)
16.	2 086	HOUSING, Drive (Incls #42, 52, 53, 56) (1984-85)	1985567	44.	N.S.	BUSHING, D.E. (Part of #18)
	2 086	HOUSING, Drive (Incls #42, 52, 53, 56) (1986-87)	10498538	45.	2.083	BUSHING, Center Bearing 1884023
17.	2 100	SWITCH, Solenoid (Incls #8)	1114373	46.	2.102	CONNECTOR, Coils to Sw 1876358
18.	2 108	SPRING, Plunger Return	1958679	47.	N.S.	GASKET (Not Used)
19.	2 113	PLUNGER, W/Link, Solenoid Sw	1941113	48.	N.S.	GASKET (Not Used)
20.	2.108	LEVER, Shift	1981867	49.	2.102	GROMMET 1955846
21.	2.108	PIN, Plunger to Shft Lvr	1987049	50.	N.S.	INSULATOR (Not Used)
22.	2 108	SHAFT, Shift Lever	1945804	51.	N.S.	SEAL (Not Used)
23.	8 931	WASHER, Spr Lk (x 10)		52.	2.052	PIN, Brush Supt 1966923
24.	N.S.	WASHER		53.	2.108	PIN, Dowel 1987739
25.	N.S.	WASHER		54.	N.S.	PLUG, Expansion (Part of #16)
26.	8 931	WASHER, Spr Lk (1-4")		55.	N.S.	PLUG, D.E. Oil Wick (Part of #16)
27.	8 916	NUT, Hex (#10-24)		56.	8 934	RING, Ret Internal Bowd (M7)
28.	N.S.	NUT		57.	2.077	POLE, Shoe 1887021
29.	N.S.	SCREW			N.S.	WICK, D.E. Oil (Part of #16)
30.	8 977	SCREW, Brush-Grd (#8-32 x 5/8")			N.S.	WICK, C.E. Oil (Part of #1)



TD02-078

1984-87 'D1,3' GENERATOR - 100 AMP DELCO

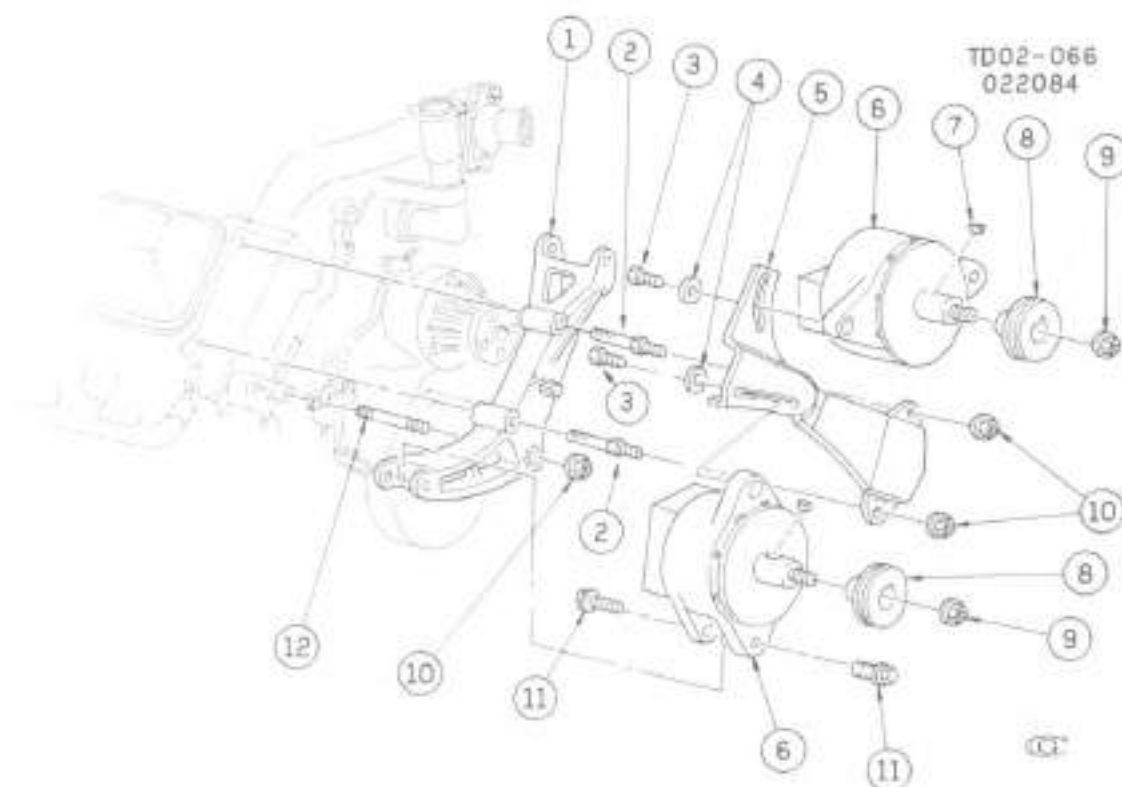
1.	2.279	ROTOR, Gen	1978875
2.	2.310	STATOR, Gen	1892941
3.	8.877	SCREW, Pan Hd Slotted Tap (#8-32 X 1/2")	
4.	2.319	CAPACITOR, Gen	1978146
5.	2.274	FAN, Gen	1978058
6.	2.274	PULLEY, Gen	1978058
7.	2.280	WASHER, Gen Arm Spg (Dr End)	1941978
8.	2.280	NUT, Gen Slip Ring End	1916172
9.	2.307	COLLAR, Shaft Dr End	1978059
10.	2.305	FRAME, Dr End	1976049
11.	2.306	BEARING, Dr End	907998
12.	2.307	PLATE, Rig Ret Dr End	1971993
13.	2.307	SCREW, Brg Ret Plt (1984)	1975736
	2.307	SCREW, Brg Ret Plt (1985-87)	800549
14.	8.939	PIN, S ocrad Spr (1/8" x 1/2")	
15.	8.929	WASHER, Flar (M5 ID)	
16.	8.916	NUT, Hex (#8-32)	
17.	2.291	SCREW, Hex Wa Hd W/ Nylon Spacer (#8 32 x 1")	1986552
18.	2.291	WASHER, A/c Gen Brush Holder Attach	1970149
19.	2.319	BRIDGE, Rectifier	1875846
20.	2.319	DIODE, Trio	1877084
21.	2.316	BOLT, Gen Thru	801810
22.	2.298	BEARING, Rir Slip Ring End	9436831
23.	2.298	BUSHING, Slip Ring End Mtg Hinge	1978143
24.	2.313	BOOT, Gen Insulation Reg	1876806
25.	2.313	TERMINAL, Pkg Relay	1852519
26.	2.297	FRAME, Slip Ring End	1986427
27.	2.500	REGULATOR, Gen	1116387
28.	2.313	TERMINAL, Pkg Positive	1987908
29.	2.313	TERMINAL, Pkg Negative	1987809
30.	2.291	SCREW, Brush Hlar Atch (Insul)	1876681
31.	2.319	CONNECTOR, Relay Term to Diode	1986428
32.	2.288	SPRING, Gen Brush	1977357
33.	2.291	HOLDER ASM, Gen Brush	1876673
34.	2.319	RESISTOR, Gen Reg to Brush Arm	830478



TD02-065

1984-87 'D1.3' GENERATOR MOUNTING (DELCO)(100 AMP SYS)

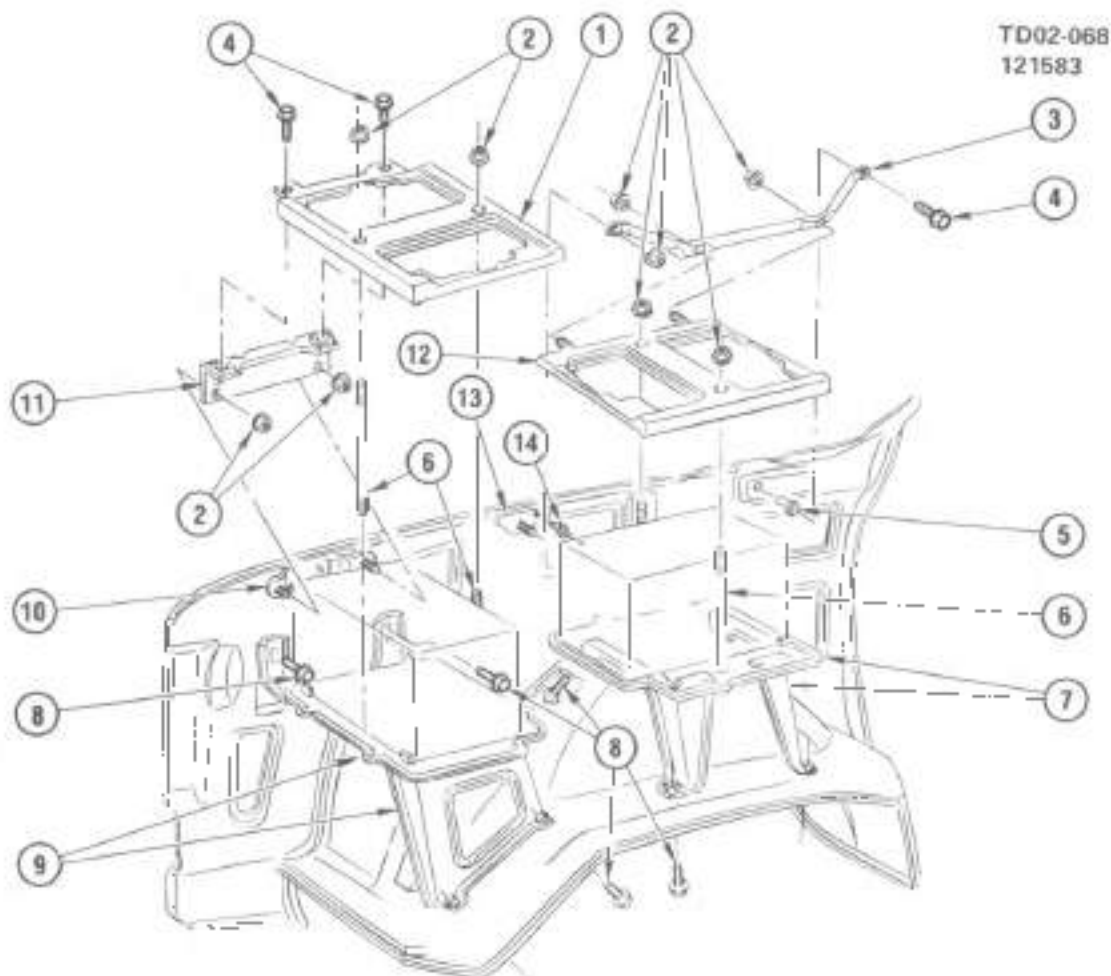
1	2.275	GENERATOR, 100 Amp	1105500
2	8.915	NUT, Hex (M10-1.5)	
3	8.900	BOLT, Hex Wa Hd (M10-1.5 x 25)	
4	2.317	BRACKET, Gen Adj-RH	14067724
5	1.079	STUD, Water Pump (M10-1.5 x 95 x 30)	14071080
6	2.277	BOLT, Gen Brkt. Hex Hg (M10-1.5 x 170x9 900)	14067717
7	8.917	NUT, Prev Torq Hex Self-Lk (M10-1.5)	
8	8.929	WASHER, HI (15/32"ID 7/8"OD 1/16"Thk)	
9	2.277	BRACKET, Gen Lwr-RH	14067714
10	2.277	SPACER, Gen Pivot	14067725
11	2.317	BRACKET, Gen Adj-LH	14077149
12	8.900	BOLT, Gen Adj Brkt	14063755
13	8.900	BOLT, Hex Hg Hd (M10-1.5 x 20)	
14	8.929	WASHER, Spl Sil (11/32"ID 1 1/8"OD 1/8"Thk)	
15	8.900	BOLT, Hex Hg Hd (M10-1.5 x 30)	
16	2.317	BRACE, Gen Adj Brkt	14077151
17	8.917	WASHER, Hex Hg (M10-1.5)	
18	3.275	STUD, Int Manif (M10 1.5 x 58 x 17)	14028921
19	0.004	BRACKET, Eng Lift Frn	14033945
20	0.004	STUD, Eng Lift Brkt (M10x1.5x20x20)(4 085)	10035836
21	0.004	STUD, Eng Lift Brkt (M10 1.5 x 20 x 30)	14033946
22	2.277	BOLT, Gen Mt (7 425)	14050422
23	2.277	BRACKET, Gen Mt-LH	14077147



TD02-066

1984-87 "D3" GENERATOR MOUNTING (LEECE/NEVILLE)(200 AMP SYS)

1.	2 277	BRACKET, Gen Mt	14067716
2.	2 277	STUD, Gen Adj Brkt	14067718
3.	8 900	BOLT, Hex (1/2"-13 x 1")	
4.	8 929	WASHER, Fl (33/64" ID 57/64" OD 1/8" Thk)	
5.	2 277	BRACKET, Gen Adj	14067721
6.	2 275	GENERATOR	14067740
7.	N.S.	KEY (Part of #6)	
8.	2 274	PULLEY, Gen	1559204
9.	N.S.	NUT (Part of #6)	
10.	8 917	NUT, Flg (M10-1.5)	
11.	8 900	BOLT, Hex Flg Hq (1/2"-13 x 1 3/4")	
12.	2 317	STUD, Gen Adj Brkt (M10-1.5 x 33 x 33)(1 073)	1623159

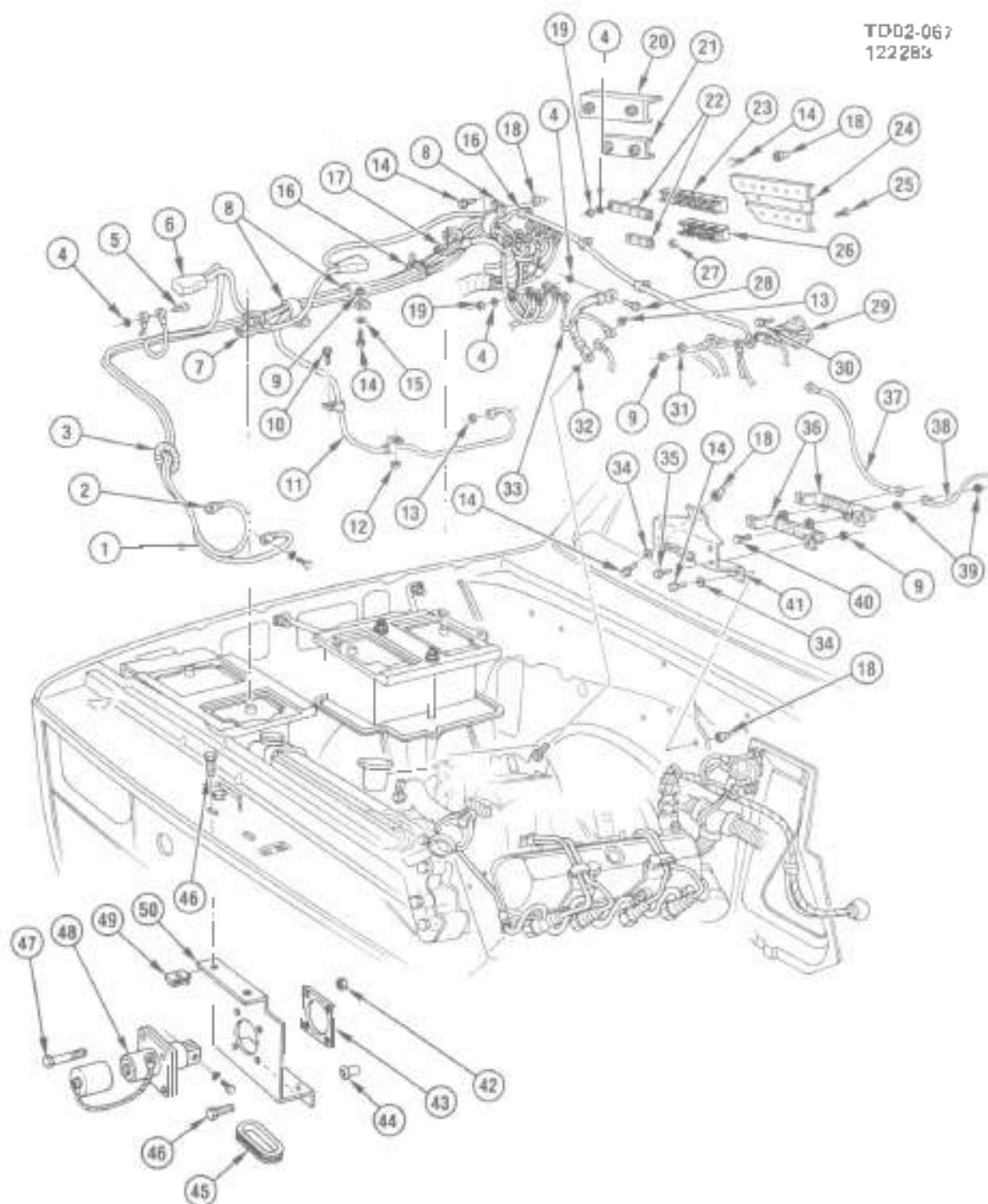


TD02-06B

1984-86 'D1,3' BATTERY MOUNTING

1.	2.333	RETAINER, Bat Holdn Frt	14076857
2.	8.917	NUT, Hex Wa (1/4"-20)	
3.	2.333	SUPPORT, Bat Tray Rr	14075898
4.	8.900	SCREW, Hex (1/4"-20 x 3/4")	
5.	2.575	NUT, Barrel Type (1/4"-20)(1984-85)	528848
	2.676	NUT, Barrel Type (1/4"-20)(1986-87)	3909538
6.	2.334	BOLT, Bat Holdn Ret	14075894
7.	2.333	TRAY, W/Support, Bat Rr	14075389
8.	8.900	SCREW, Hex Wa (5/16" 18 x 7/8")	
9.	2.333	TRAY, W/Support, Bat Frt	14076388
10.	2.333	REINFORCEMENT, Bat Tray Frt	15599901
11.	2.333	SUPPORT, Bat Tray Frt	15599900
12.	2.333	RETAINER, Bat Holdn Rr	14076857
13.	2.333	REINFORCEMENT, Bat Tray Rr	15599902
14.	N.S.	RIVET, Dome Hd (1/8" Dia)	

TD02-067
122283



TD02-087

1984-87 "D1.3" BATTERY CABLES, BOOSTER & TERMINAL BOARD

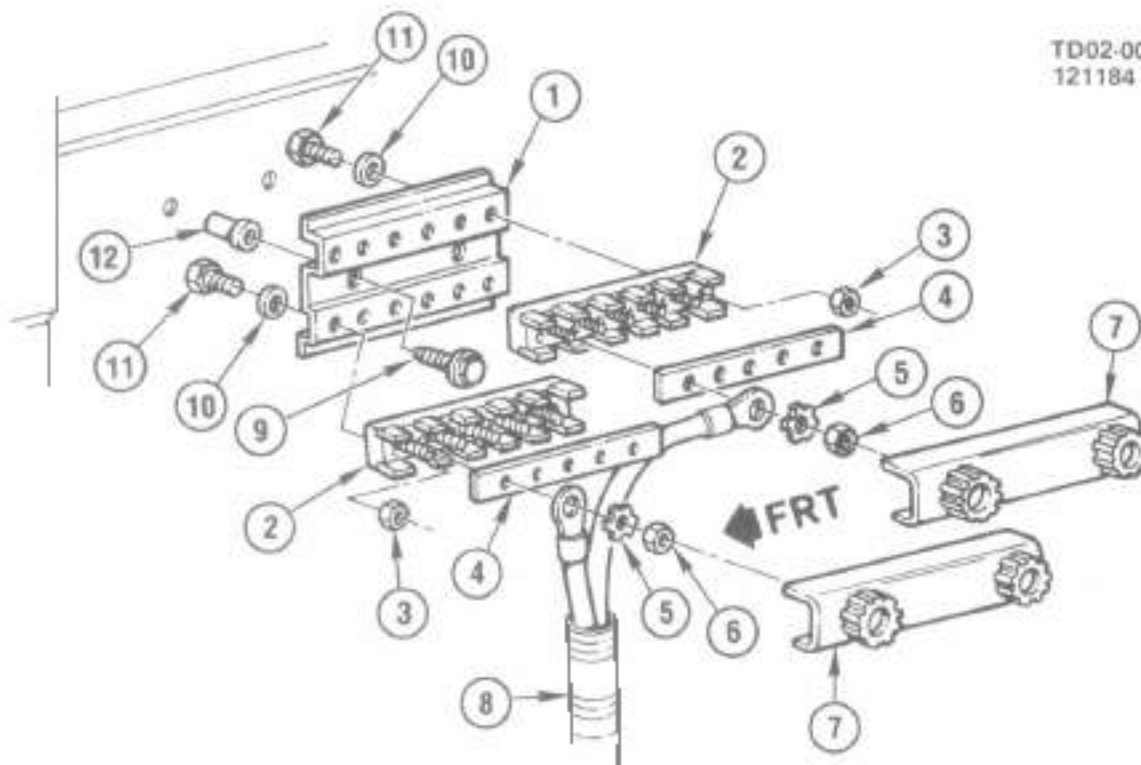
1984-87 *D1.3* BATTERY CABLES, BOOSTER & TERMINAL BOARD

1.	2.342	CABLE, Bat Boos Conn (Pos)	12039257
2.	2.342	CABLE, Bat Boos Conn (Neg)(77")	12039257
3.	8.985	CONDUIT, E ac (1/2") (Forms Gram)	
4.	8.932	WASHER, Lk (M8 x 15 Ext Th)	
5.	8.900	BOLT, Hrx (5/16" x 7/8")	
6.	2.341	CABLE, Bat Neg (85")	12039270
7.	2.342	CABLE, Bat to Bat Pos to Neg (21")	12039293
8.	8.950	CLAMP, Cush Loop (M31 8-M111 Re Ins)	
9.	8.917	NUT, Hex (1/4"-20)	
10.	8.977	SCREW, HWH (M8 x 1.25 x 18)	
11.	2.342	CABLE, Bat Pos Cbl Ext (108")	12039272
12.	8.915	NUT, Hex (M6 x 1.5)	
13.	8.915	NUT, Hex (M10 x 1.5)	
14.	8.900	BOLT, Hax (1/4"-20 x 3/4") (300M)	
	8.929	WASHER, Fl (9/32" ID 1/2" OD 1/16" Thk)	
15.	8.932	WASHER, Ext Tooth Lk (1/4")	
16.	8.965	STRAP, Plas /" Adj	
17.	2.342	CABLE, Bat Pos (17")	12038269
18.	2.343	NUT, Bat Pos Cbl Clip (18.089H1984)	367292
	2.343	NUT, Bat Pos Cbl Clip (18.089H1985-87)	14005953
19.	8.915	NUT, Hex (5/16"-24)	
20.	2.483	COVER, Veh Acry Wrg Neg Term Board	14072345
21.	2.483	COVER, Veh Acry Wrg Pos Term Board	14072346
22.	2.342	CONNECTOR, Bat Junc Blk (Pos & Neg)	14072336
23.	2.483	BOARD, Veh Acry Wrg Pos Term	14072343
24.	2.483	BRACKET, Acry Wrg Pos & Neg Term Board	14075800
25.	N.S.	SCREW, Hex (#6 32 x 3/8")	
26.	2.483	BOARD, Veh Acry Wrg Neg Term	14072344
27.	8.915	NUT, Hex (#6 32)	
28.	8.977	SCREW, HWH (M8 x 1.81 x 18)	
29.	2.342	BLOCK, Eng Wrg Horn Junc	3896270
30.	8.977	SCREW, Hex (M4.2 x 1.41 x 25)	
31.	8.917	NUT, Hex Lk Ws (#10-24)	
32.	8.932	WASHER, Lk (7/16" Ext Th)	
33.	2.341	CABLE, Bat Neg Cbl Ext (34")	12039271
34.	8.932	WASHER, Lk (1/4" Ext Th)	
35.	8.977	SCREW, Hex (1/4"-20 x 1/2")	
36.	2.340	RESISTOR, Bat Boos	14078847
37.	N.S.	WIRE, Term Blk to Resistor("1)	
38.	N.S.	WIRE, Resistor to Glow Plug Cont("2)	
39.	8.917	NUT, Hex Lk Ws (#8-32)	
40.	8.913	SCREW, Pan Hd (#8-32 x 5/8")	
41.	2.340	BRACKET, Bat Boos Res stor	14076848
42.	8.915	NUT, Hex (M5 x 0.80)	
43.	N.S.	INSULATOR, Conn (Part of #48 Conn)	
44.	2.575	NUT, Barrel Type (1/4"-20)(1984)	528846
	2.575	NUT, Barrel Type (1/4"-20)(1985-86)	3903539
45.	9.775	GROMMET, Bat Boos Cable	3979758
46.	8.900	SCREW, Hex (1/4"-20 x 3/4")	
47.	8.900	BOLT, HWH (M8 x 0.8 x 25)	
48.	2.340	CONNECTOR, Bat Boos	14072335
49.	8.921	NUT, "U" (1/4"-20)	
50.	2.340	BRACKET, Bat Boos Conn	14072432

NOTE 1. Use 12 Gauge Fusible Link Wire, 8 Gauge SXL Wire, 5/16" & #8 Ring Terminals

NOTE 2. Use 5 Gauge SXL Wire, #10 & 8 Ring Terminals.

TD02-008
121184



TD02-008

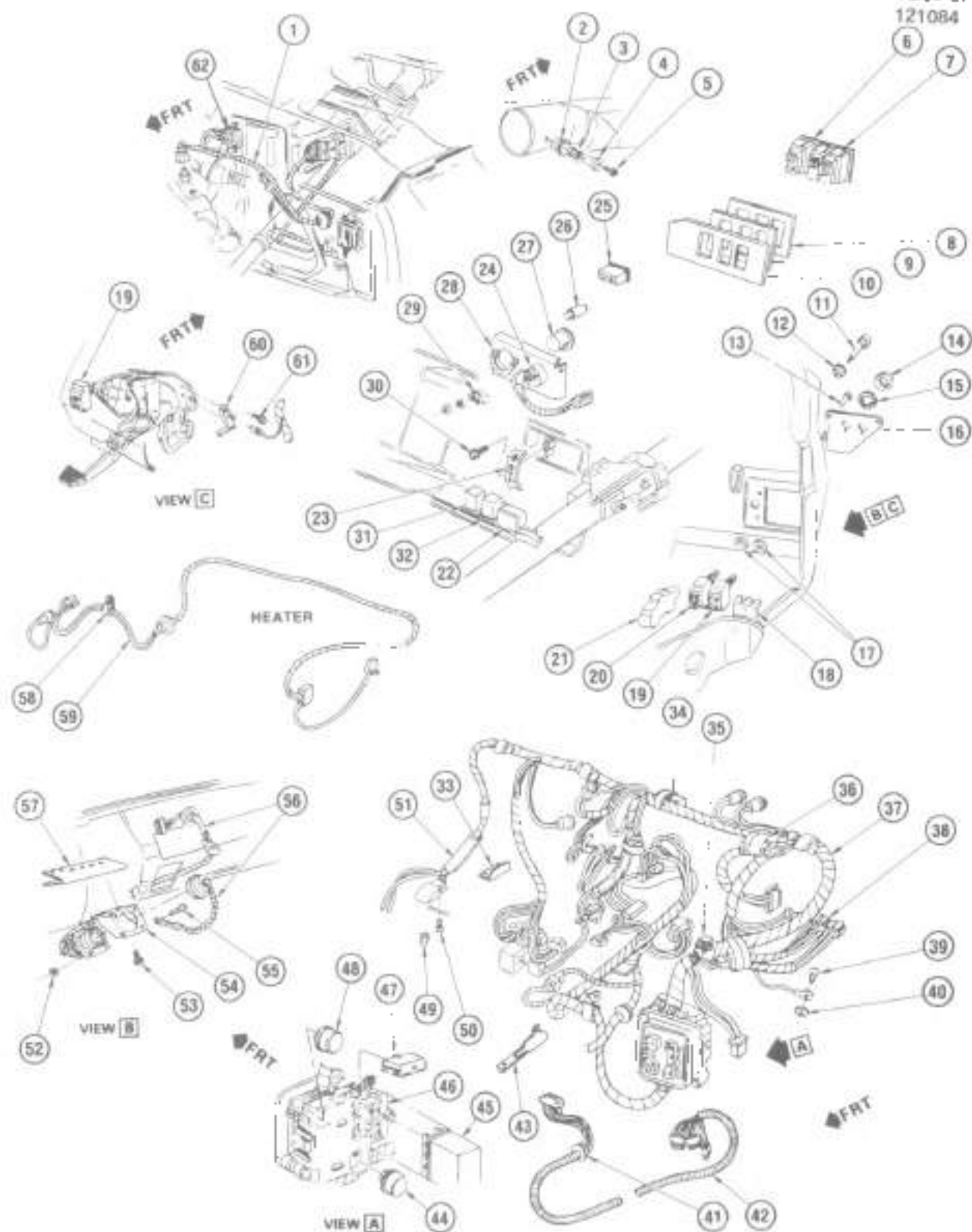
1984-87 "D1" ACCESSORY WIRING TERMINAL BOARDS/REAR

1.	2.483	BRACKET, Veh Acsrcy Wrg Pos & Neg Term Board	16589888
2.	2.483	BOARD, Veh Acsrcy Wrg Term (5 Term)	14072343
3.	8.916	NUT, Hex (#6-32)	
4.	2.342	CONNECTOR, Bat Junc Bk (Pos & Neg)	14072338
5.	6.932	WASHER, Ext Tooth Lk (M8)	
6.	8.915	NUT, Hex (5/16"-24)	
7.	2.483	COVER, Veh Acsrcy Wrg Term Board (5 Term)	14072345
8.	2.342	HARNESS, Radio Wrg	12044588
9.	8.900	BOLT, Hex (1/4"-20 x 3/4, 300M)	
	8.929	WASHER, Fl (9/32 x 1/2 x 1/16, Zn)	
10.	8.929	WASHER, Flat (5/32" ID 3/8" OD 3/64" Thk)	
11.	N.S.	SCREW, Hex Wg Hd (#6-32 x 3/8")	
12.	2.340	NUT, Spl Barrel Type, Sealing (1/4"-20 Thd)	528846

NOTES

BLANK-05

TD02-076
121084

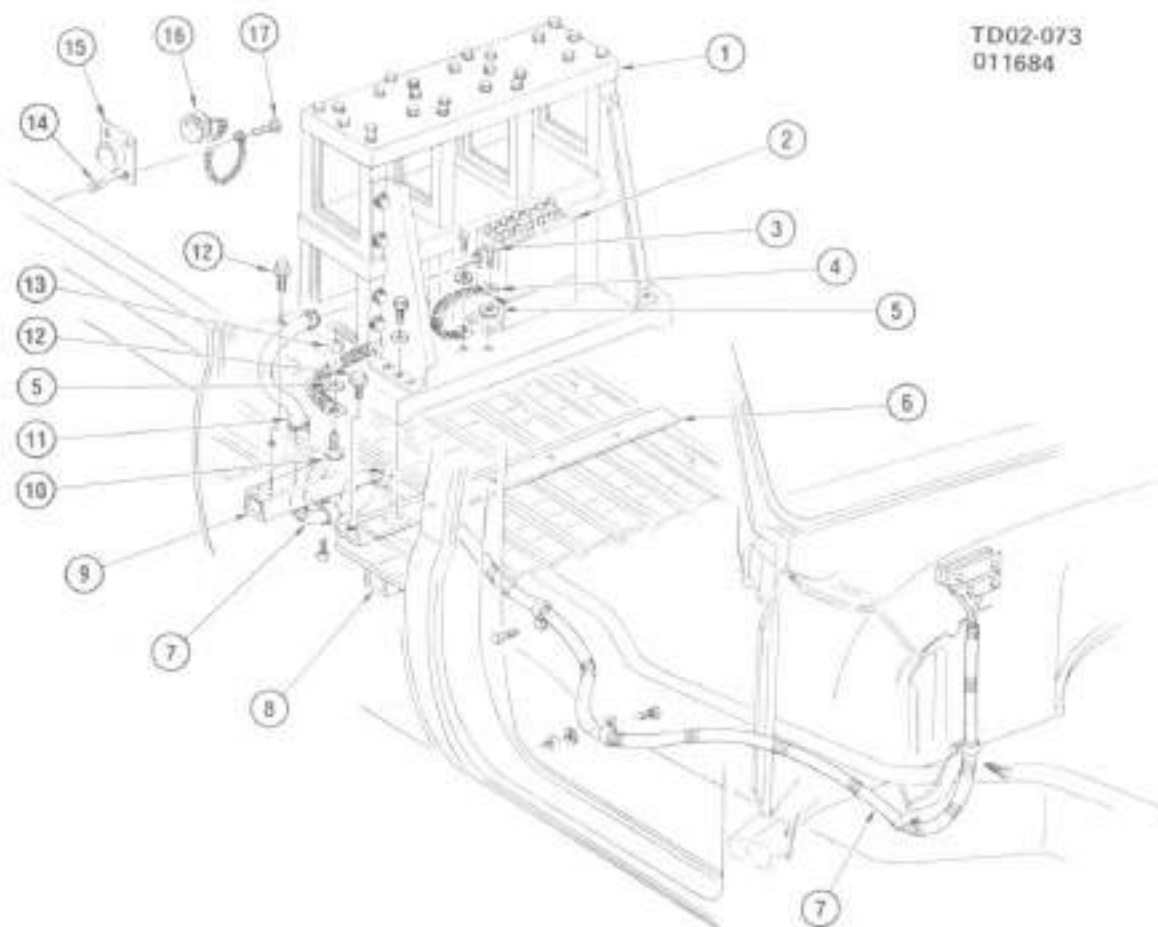


TD02 076

1984-87 'D1.3' INSTRUMENT PANEL ELECTRICAL

1984-87 '01,3' INSTRUMENT PANEL ELECTRICAL

1.	2.480	HARNES, Diesel Glow Plug Wiring	12039308
2.	2.575	KNOB, Hazard Warning Switch	22507977
3.	2.575	SPRING, Hazard Wring Knob	556743
4.	2.575	BUTTON, Hazard Warning Switch	556742
5.	8.977	SCREW, Dv Hd Cr/R (M3 5 x 1.27 x 22)	
6.	17.800	SWITCH, Gas Particulate Filter Unit (GPFU)(9 773)	14072338
7.	9.773	SWITCH, Exterior Flood Lamp (2)	14072338
8.	N.5	LABEL, Acry Switch IFlood Lights/GPFU)	
9.	18.081	COVER, Acry Switch Mtg Plt (D3 W/200 Amp Sys)	14072448
10.	18.081	PLATE, Acry Switch Fin (D3 W/200 Amp Sys)	14072410
11.	2.486	KNOB, Light Switch (W/Rod)	469302
12.	2.487	NUT, Light Switch Rod	6258213
13.	8.987	RIVET (3/16" x .527 Dome Hd)	
14.	N.S.	NUT, Lamp Switch (Part of Switch)	
15.	N.S.	WASHER, Int Tth Lk (Part of Switch)	
16.	2.575	BRACKET, Blackout Lamp Switch	14072413
17.	N.S.	WASHER, Lamp Switch (Part of Switch)	
18.	2.530	TERMINAL, I/P Wrg Harness Ground	459454
19.	2.575	SWITCH, Blackout Driving Lamp	14072358
20.	2.575	SWITCH, Blackout Lamp & Service Light	14072339
21.	2.486	SWITCH, Head amp	1995216
22.	2.100	RELAY, Start Motor (2 195)(1984)	358284
	2.100	RELAY, Start Motor (1985-87)	15591718
23.	16.081	RETAINER, Acry Switch Mtg Plt (D3 W/200 Amp Sys)	14072412
24.	2.515	VOLTMETER, Output Gauge	6474942
25.	9.785	INDICATOR, Glow Plugs & Water in Fuel	14068682
26.	8.991	BULB, Ind Lamp (#188)	
27.	18.495	HOUSING, Door Open Indicator (D3 W/200 Amp Sys)	14075858
28.	2.510	BRACKET, Voltmeter (D1, D3 W/100 Amp Sys)	14072406
	2.510	BRACKET, Voltmeter & Door Open Ind Lp (D3 W/200 Amp Sys)	14072409
29.	N.S.	RETAINER, Voltmeter (Part of Meter)	
30.	8.977	SCREW, HWH Cr/R (M4 2 x 1.41 x 16)	
31.	2.510	RELAY, Voltmeter	12033852
32.	2.510	RELAY, No 2 Gen Field Current	12033862
33.	2.480	SHIELD, I/P Wrg Harness (D3)	329842
34.	2.510	DIODE, I/P Harness (Volt & Current)	12006377
35.	2.815	RELAY, Horn	344813
36.	2.510	RELAY, Blackout Drive Lamp Control	12033862
37.	2.480	HARNES, Inst Panel (D1, D3 W/100 Amp Sys) (Incls 431, 321)	12039309
	2.480	HARNES, Inst Panel (D3 W/200 Amp Sys)(Incls 431)	12039310
38.	1.203	MODULE, Clnt Level Sensor (1984)	14047829
	1.203	MODULE, Low Engine Cool Indicator (1985-87)	15591138
39.	8.977	SCREW, Hex Tap (M6 3 x 1.81 x 16)	
40.	6.932	WASHER, Ext Tth Lk (M6 5 ID x 22.8 OD)	
41.	2.568	GROMMET, I/P Wrg Harn Ext Harn (D3 W/200 Amp Sys)	3918889
42.	2.480	HARNES, I/P Wrg Harn Ext (D3 W/200 Amp Sys)	12039255
43.	N.S.	RETAINER, Harn to Col (Use 57FAP 7 P as Adj-8 985)	
44.	2.892	FLASHER, Turn Signal Lamp	10041074
45.	9.785	ALARM, Door Open (2 195)(D3 W/200 Amp Sys)	22529441
46.	2.480	HARNES, I/P Wrg Harn Door Open Alarm Fan (D3 W/200 Amp Sys)	12039464
47.	9.765	ALARM, Seat Belt Toner	1253637
48.	2.575	FLASHER, Hazard Lamp	8450089
49.	8.991	BULB, Lamp (#1003)	
50.	8.977	SCREW, Hex (M4 2 x 1.41 x 16)	
51.	2.530	SEAL, Polymethane (59 50 x 1.25 x .75)	3889572
52.	8.917	NUT, W/Ext Tth Lk Wd (#8-32)	
53.	8.977	SCREW, Hex (1/4"-20 x 1/2")	
54.	2.440	BRACKET, Eng Diag Conn Harn Conn	14074480
55.	8.906	SCREW, Rd Hd Slnt (#8-32 x 1/2")	
56.	2.480	HARNES, Body Wrg Diag (D1,D3 W/100 Amp Sys)	12039304
	2.480	HARNES, Body Wrg Diag (D3 W/200 Amp Sys)	12039305
	N.S.	MODULE, Diag (Part of Harn)	
	N.S.	MODULE, Tach (Part of Harn)	
57.	2.483	BRACKET, Dash Wrg Harn Acry Relay Panel	14072340
58.	2.569	CLIP, Heater Cont Wrg Harness	6270410
59.	8.852	HARNES, Heater Module Wiring	12031346
60.	4.589	SWITCH, Park Brake Warning Lamp	477361
61.	8.977	SCREW, Hex (#10-16 x 1")	
62.	2.510	RELAY, Glow Plug	14076885



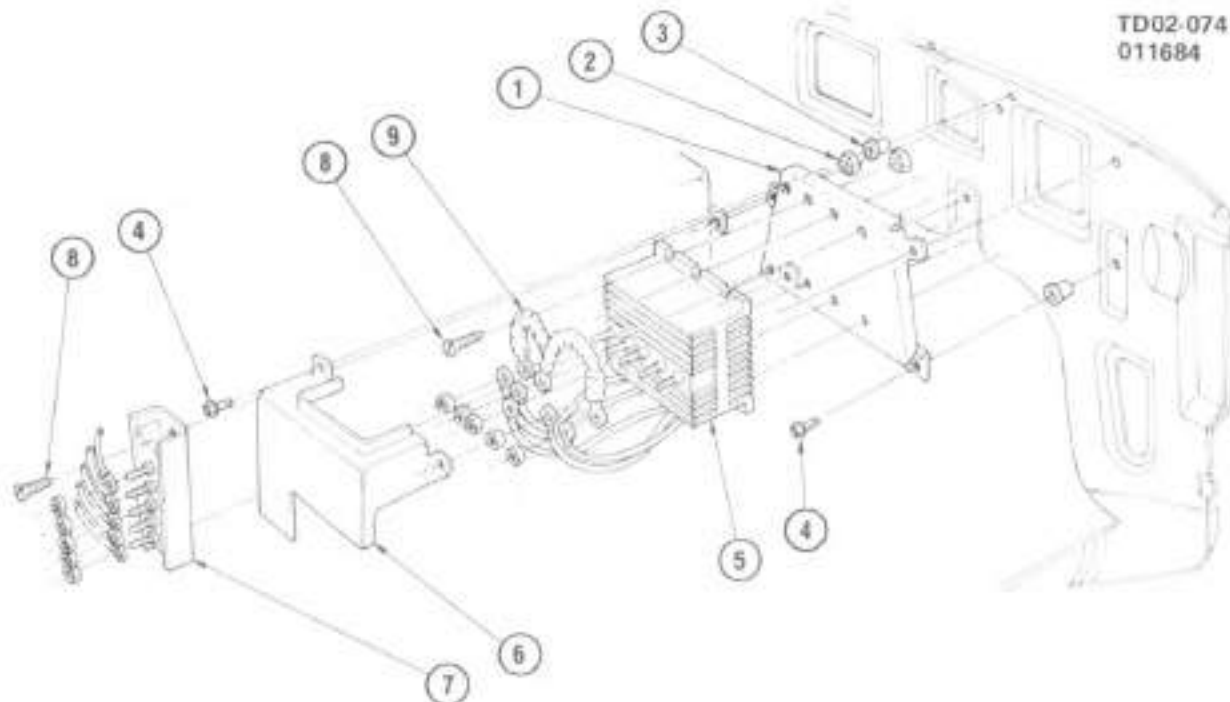
TD02-073
011684

TD02-073

1984-87 'D3' COMMUNICATIONS RACK POWER JUNCTION BOX

1.	N.S.	RACK, Communications	
2.	2.483	BOX, Comm Rack Pwr Jung	14072349
3.	8.900	BOLT, Hex (1/4"-20 x 3/4")	
4.	N.S.	STRAP, Ground	
5.	8.932	WASHER, Ext Tooth Lk (1/4")	
6.	N.S.	BRACKET, Comm Rack	
7.	2.342	CABLE, Cargo Box Feed	12039254
8.	17.800	REINFORCEMENT, Comm Rack (5 weld nuts)	15599558
9.	17.800	REINFORCEMENT, Comm Rack (7 weld nuts)	15599559
10.	N.S.	STUD, Weld (1/4"-20)	
11.	9.775	GROMMET, Bat Cbl (3.003)	343124
12.	8.900	BOLT, Hex W/FI Wd (1/4"-20 x 7")	
13.	8.915	NUT, Hex (1/4"-20)	
14.	N.S.	NUT, Bat Cbl Dummy Receptacle Conn	
15.	2.343	CONNECTOR, Bat Cbl Dummy Receptacle	14075849
16.	2.343	COVER, Bat Cbl Dummy Receptacle Conn	14075850
17.	2.343	BOLT, Bat Pos & Neg Cbl (10 152)	3824124

TD02-074
011684

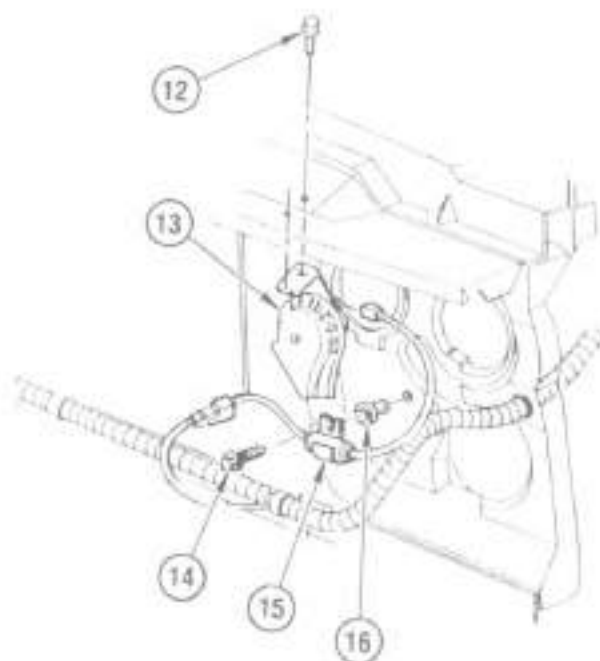
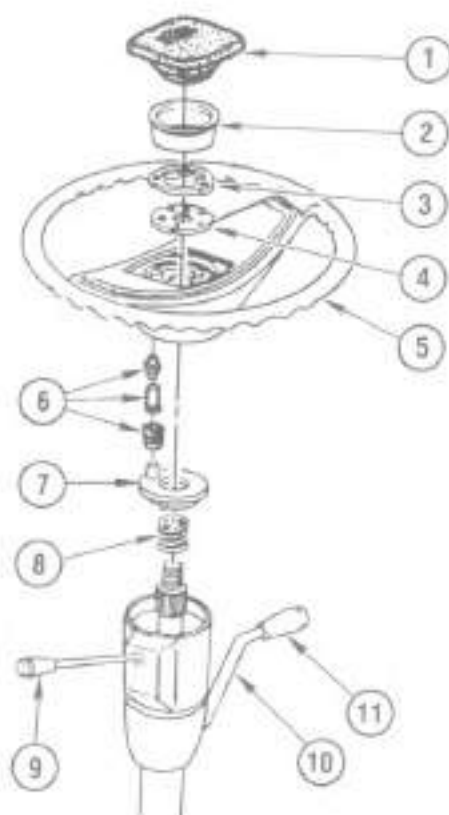


TD02-074

1984-87 "D3" VOLTAGE REGULATOR & RELAY (AMBULANCE)

1.	2.510	BRACKET, Cur & Voltage Reg Relay	14072428
2.	8.917	NUT, Hex (#8-32)	
	8.932	WASHER, Ext Tooth Lk (#10)	
3.	1.240	NUT, Cur & Vltg Reg Rly Brkt (3 / 04)	3792287
4.	8.900	BOLT, Hex W/Con Wa (5/16"-18 x 7/8") (9 090)	
5.	2.500	REGULATOR, Cur & Voltage	14072341
6.	2.500	COVER, Cur & Voltage Reg Relay	15598849
7.	2.510	RELAY, Cur & Voltage Reg	15591708
8.	8.977	SCREW, Pan Hd (#8-32)	
9.	2.510	FILTER, Cur & Voltage Reg Relay	15598251

TD02-064
122383



TD02-064

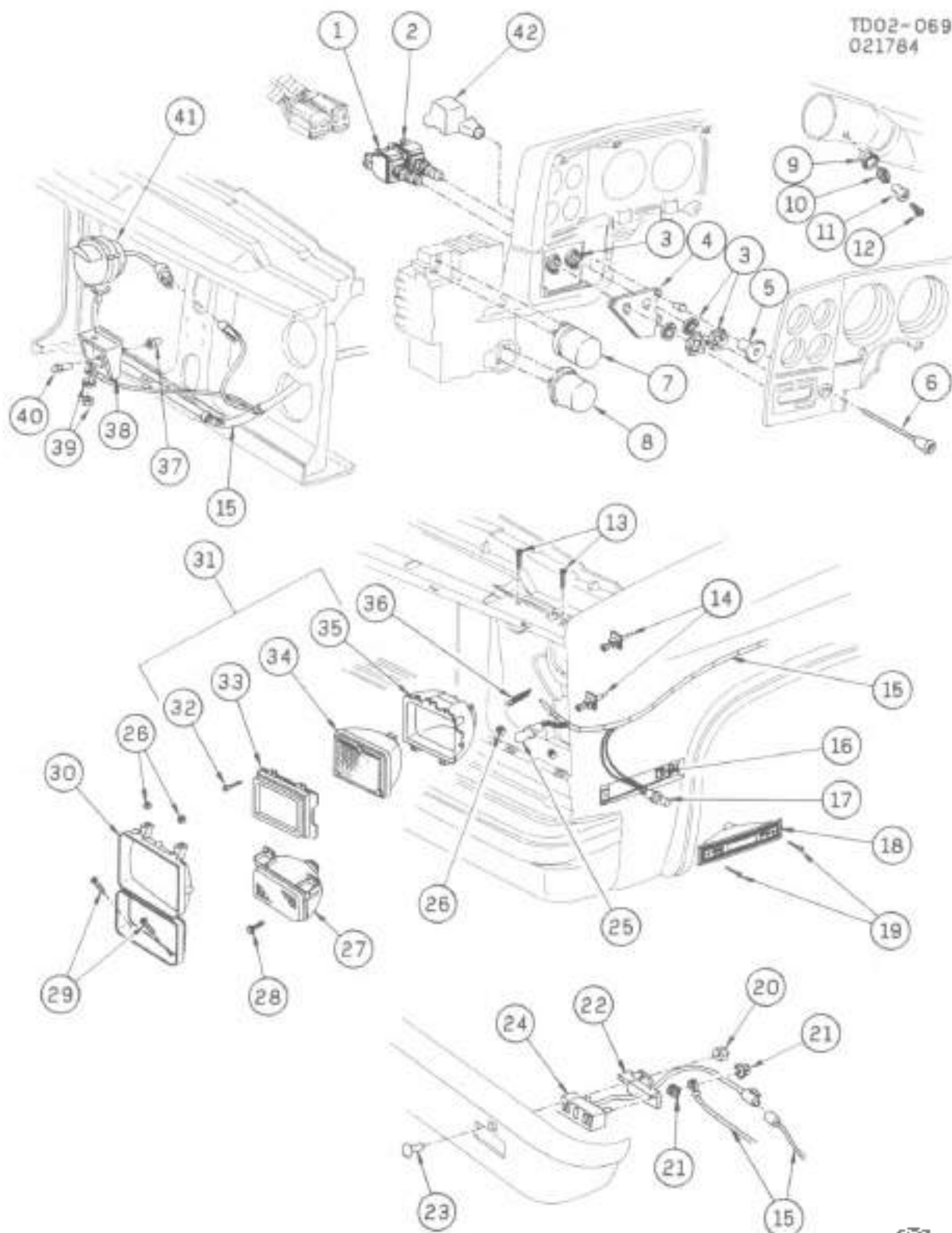
1984-87 "D1,3" HORN SYSTEM

1.	2.820	CAP, Horn But	9781175
2.	2.819	CUP, Horn But Cap	8748190
3.	2.819	BUSHING, Horn But Cap Adap	8754764
4.	2.819	SPRING, Horn Contact (Belleville)	8749363
5.	8.513	WHEEL, Srg (Incls #2,3,4)	8782159
6.	2.819	CONTACT KIT, Horn Blow	474102
7.	2.896	CAM, T/Sig CANC	7812136
8.	8.521	SPRING, Shf Upgr Brg	7819858
9.	2.897	LEVER, T/Sig, WSW, WSWA & Dimmer Sw	22510143
10.	4.006	LEVER, Trans Cont (1984)	14034728
	4.006	LEVER, Trans Cont (Incls Insulator) (1985-88)	14081915
	4.008	INSULATOR, Cont Lev Piv Pin (Ny on) (1985-88)	1604854
11.	4.006	KNOB, Trans Cont Lvr	14049351
12.	8.977	SCREW, Hex Serr Wa Hd Tap (M8 1.25 x 20)	
13.	2.810	HORN, Low Note (F)	1892163
14.	8.900	BOLT, Hex Flgd (1/4" x 20 x 3/4")	
15.	9.863	CAPACITOR, Rdo Horn	16599224
16.	N.S.	NUT, Jack	

NOTES

BLANK-06

TD02-069
021784



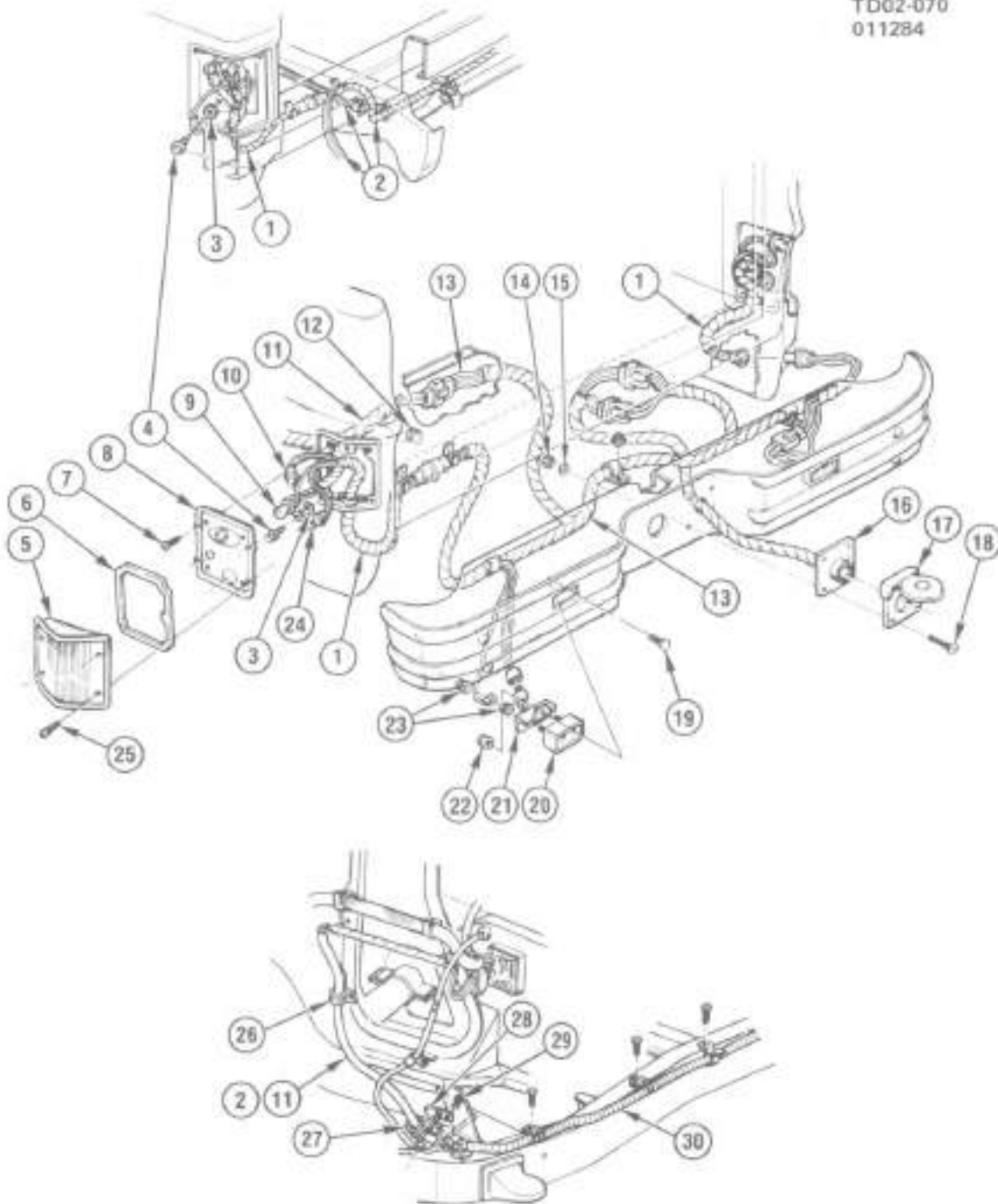
TD02-069

1984-87 "D1,3" LAMPS/FRONT

1984-87 "D1,3" LAMPS/FRONT

1.	2.575	SWITCH, Blackout Driving Lp	14072358
2.	2.575	SWITCH, Blackout Lp & Service Lt	14072339
3.	N/S	NUT & WASHER (Part of Switches 1 & 2)	
4.	2.575	BRACKET, Blackout Lp Sw	14072413
5.	2.487	NUT, Light Sw Rod	8258213
6.	2.486	KNOB, Light Sw (W/Rod)	469302
7.	2.575	FLASHER, Hazard Lp	8450089
8.	2.892	FLASHER, T/Sig Lp	10041074
9.	2.575	KNOB, Hazard Warning Sw	22507977
10.	2.575	SPRING, Hazard Wring Knob	558743
11.	2.575	BUTTON, Hazard Warning Sw Knob	558742
12.	8.977	SCREW, Ov Hd C/S C/R Tap (M3.6-1 27 x 22)	
13.	8.977	SCREW, Ov Hd C/R Torx (M4 2-1 41 x 20)	
14.	2.737	NUT, Hdip Adj	362379
	8.907	SCREW, Hdip Aim (1/4"-28 x 2")	
15.	2.480	HARNESSES, Fwd Lp Wrg	12039201
16.	8.921	NUT, Spring (#8-18)	
17.	2.575	SOCKET, W/Cbl-Si Mkr Lp	8298886
	8.991	BULB (194)	
18.	2.575	LAMP, Si Mkr-LH	915449
	2.575	LAMP, Si Mkr-RH	915450
19.	8.977	SCREW, Pan Hd Torx Tap (M4.2 1 41 x 25)	
20.	8.917	NUT, Max W/Tooth Con Ws (1/4"-20)	
21.	8.918	NUT, Max (#8-32)	
	8.932	WASHER, Ext Tooth Lk (#10)	
22.	2.575	BRACKET, Frt Blackout Mkr Lp	14072421
23.	8.903	BOLT, Rd Hd Sq Neck (M6.3 1 x 20)	
24.	2.575	LAMP, Frt Blackout Mkr	14072334
25.	2.598	SOCKET, Pk & T/Sig Lp	12013813
	8.991	BULB (2057NA)	
26.	2.729	NUT, Spl Anc (Nylon)	347347
27.	2.586	LAMP, Pk & T/Sig	915908
28.	8.900	BOLT, Hex (1/4"-20 x 3/4")	
29.	8.977	SCREW, Ov Hd C/S Torx Tap (M4 2-1 41 x 30)	
30.	2.728	BEZEL, Hdip-LH (Paint as reqd)	14043873
	2.728	BEZEL, Hdip-RH (Paint as reqd)	14043874
31.	2.725	CAPSULE, Hdip	18500591
32.	2.736	SCREW, Hdip Ret Ring	5986249
33.	2.731	RING, Hdip Ret	18501759
34.	2.727	SEALBEAM, Hdip	5972698
35.	2.726	RING, Hdip Mtg	5988096
36.	2.737	SPRING, Hdip Adj	459481
37.	2.575	NUT, Spl Barrel Type Sealing (1/4"-20)(12 815)(1984)	528646
	2.575	NUT, Spl Barrel Type Sealing (1/4"-20)(12 815)(1985-8)	3803539
38.	2.575	BRACKET, Frt Blackout Hdip	14072431
39.	N/S	NUT & WASHER (Part of #38)	
40.	2.575	SCREW, Blackout Lp Brkt (0 413)	1829205
41.	2.575	LAMP, Frt Blackout Hd	14072333
42.	2.485	SWITCH, Hdip	1995216

TD02-070
011284



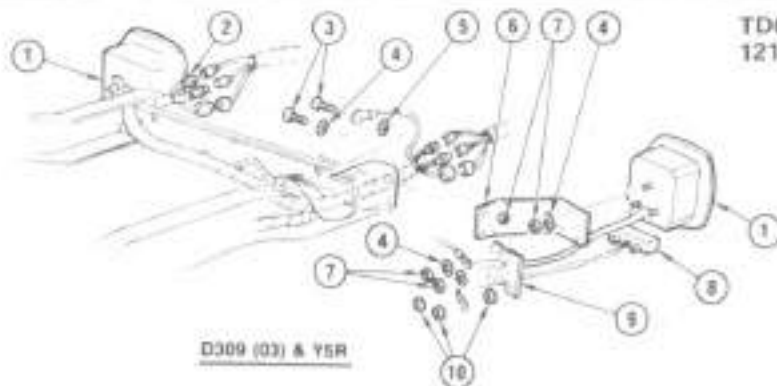
TD02-070

1984-87 "D1.3" LAMPS/REAR [TYPE A,B & E VEHICLES]

TDQ2-070

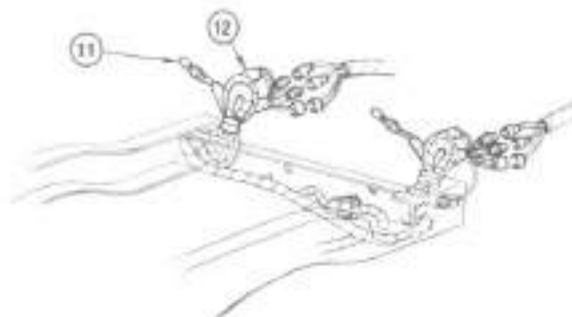
1984-87 "D1,3" LAMPS/REAR (TYPE A,B & E VEHICLES)

1.	2.694	HARNES. Rr Lp Wrg (Incls #9,10,24)	8906150
2.	2.480	HARNES. Body Wrg	12039206
3.	8.932	WASHER, Ext Tooth Lk (1/4")	
4.	8.977	SCREW, Hex Wa Hd (M6 3-1 81 x 13)	
5.	2.682	LENS, Rr Comb Lp-LH	6985775
	2.682	LENS, Rr Comb Lp-RH	6985776
6.	2.684	GASKET, Rr Comb Lp Lens	6985748
7.	8.977	SCREW, C/R Tap (#8-18 x 7/8")	
8.	2.680	HOUSING, Rr Comb Lp-LH	6985771
	2.680	HOUSING, Rr Comb Lp-RH	6985772
9.	2.676	SOCKET, W/Cbl-Si Mkr	8298886
10.	2.694	SOCKET, W/Cable, T/Sig & Stop Lp	12003841
11.	2.480	HARNES. Body Wrg (D3)	12039434
12.	8.921	NUT, "U" Spr (#8-18)	
13.	2.694	HARNES. Rr Lp Wrg Ext	12039205
14.	8.916	NUT, Hex (1/4"-20)	
15.	8.929	WASHER, Flat (9/32"ID 5/8"OD 1/16"Thk)	
16.	7.068	HARNES. Trlr Wrg Rr	12039208
17.	17.800	DOOR, Trlr Rr Wrg Harn Conn	14072403
18.	8.900	BOLT, Hex (1/4"-20 x 3/4")	
19.	8.903	BOLT, Rd Hd Sq Neck (M6 3-1 x 20)	
20.	2.676	LAMP, Rr Blackout	14072332
21.	2.676	BRACKET, Rr Blackout Lp (D1)	14072433
	2.676	BRACKET, Rr Blackout Lp (D3)	14072434
22.	8.917	NUT, W/Con Wa (1/4"-20)	
23.	8.917	NUT, W/Lk Wa (#8-32 Ext Th)	
24.	2.697	SOCKET, W/Cable, B/D LP (2 596)	8909516
25.	8.977	SCREW, Pan Hd (M4 2-1 41 x 20)	
26.	N 5	CLIP, Cbl-Weld	
27.	2.659	CLIP, Rr Lp Wrg Harn (D3 only)	356296
28.	4.342	RETAINER, Cbl Clip Strd (D3 only)	334963
29.	8.977	SCREW, Pan Hd C/R (M4 2-1 41 x 13)	
30.	8.965	CONDUIT, Elec (3/4")	

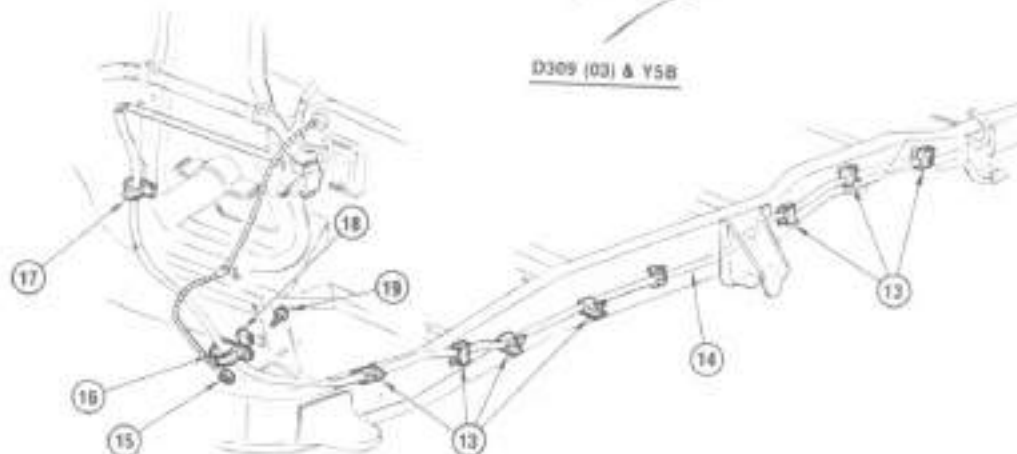


TD02-072
121483

D309 (03) & Y5R



D309 (03) & Y5B



TD02-072

1984-87 "D3" LAMPS/REAR (TYPE C & D VEHICLES)

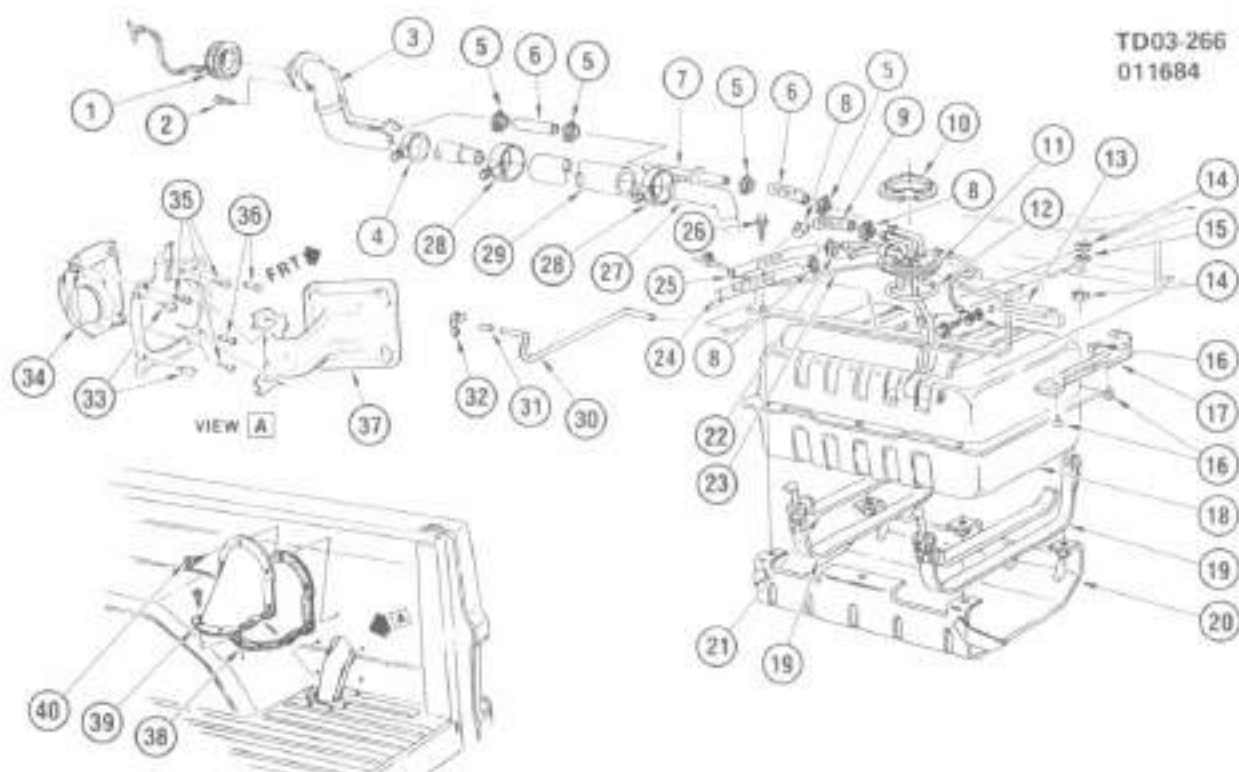
1.	2 879	LAMP, Rr Comb-LH	370867
	2 879	LAMP, Rr Comb-RH	370868
	2 882	LENS, Rr Comb Lamp	475922
2.	2 894	HARNES\$, Rr Comb Lp Wrg (Type D)	12039204
3.	8 977	SCREW, Hex (M8 x 1.25 x 16)	
4.	8 932	WASHER, Lock (1/4" Ext Th)	
5.	8 932	WASHER, Lock (M8 x 15 x 1.52 Ext Th)	
6.	2 882	BRACKET, Rr Comb Lamp-LH	370873
	2 882	BRACKET, Rr Comb Lamp-RH	370874
7.	8 915	NUT, Hex (1/4"-20)	
8.	2 675	LAMP, Rr Blackout	14072332
9.	2 675	BRACKET, Rr Blackout Lamp	14072481
10.	8 917	NUT, Hex W/Lk Wa (#8-32)	
11.	8 991	BULB, Lamp (#194)	
12.	2 894	HARNES\$, Rr Lamp Wrg (Type C)	12039203
13.	N3	CLIP, Wrg Harness	
14.	2 480	HARNES\$, Body Wiring	12039434
15.	8 915	NUT, Hex (#10-24)	
16.	2 559	CLIP, Rr Lp Wrg Hain	356298
17.	N3	CLIP, Clsd-Weld	
18.	4 342	RETAINER, Lth Clip Stud	334983
19.	8 977	SCREW, Hex C/H (M4 2 x 1.41 x 13)	

GROUP 3.000

ILLUSTRATION INDEX

	TITLE	PAGE
1984-87	"D1" FUEL TANK	3-1
1984-87	"D3" FUEL TANK	3-2
1984-87	"D1,3" FUEL SUPPLY	3-4
1984	"D1,3" INJECTION PUMP TYPICAL (ROOSA MASTER/STANADYNE) DIESEL	3-6
1985	"D1,3" INJECTION PUMP/DIESEL TYPICAL (ROOSA MASTER/STANADYNE)	3-6
1984-87	"D1,3" ACCELERATOR CONTROLS	3-10
1984-87	"D1,3" ENGINE EMISSION CONTROLS	3-12
1984-87	"D1" EXHAUST	3-14
1984-87	"D3" EXHAUST	3-15

TD03-266
011684

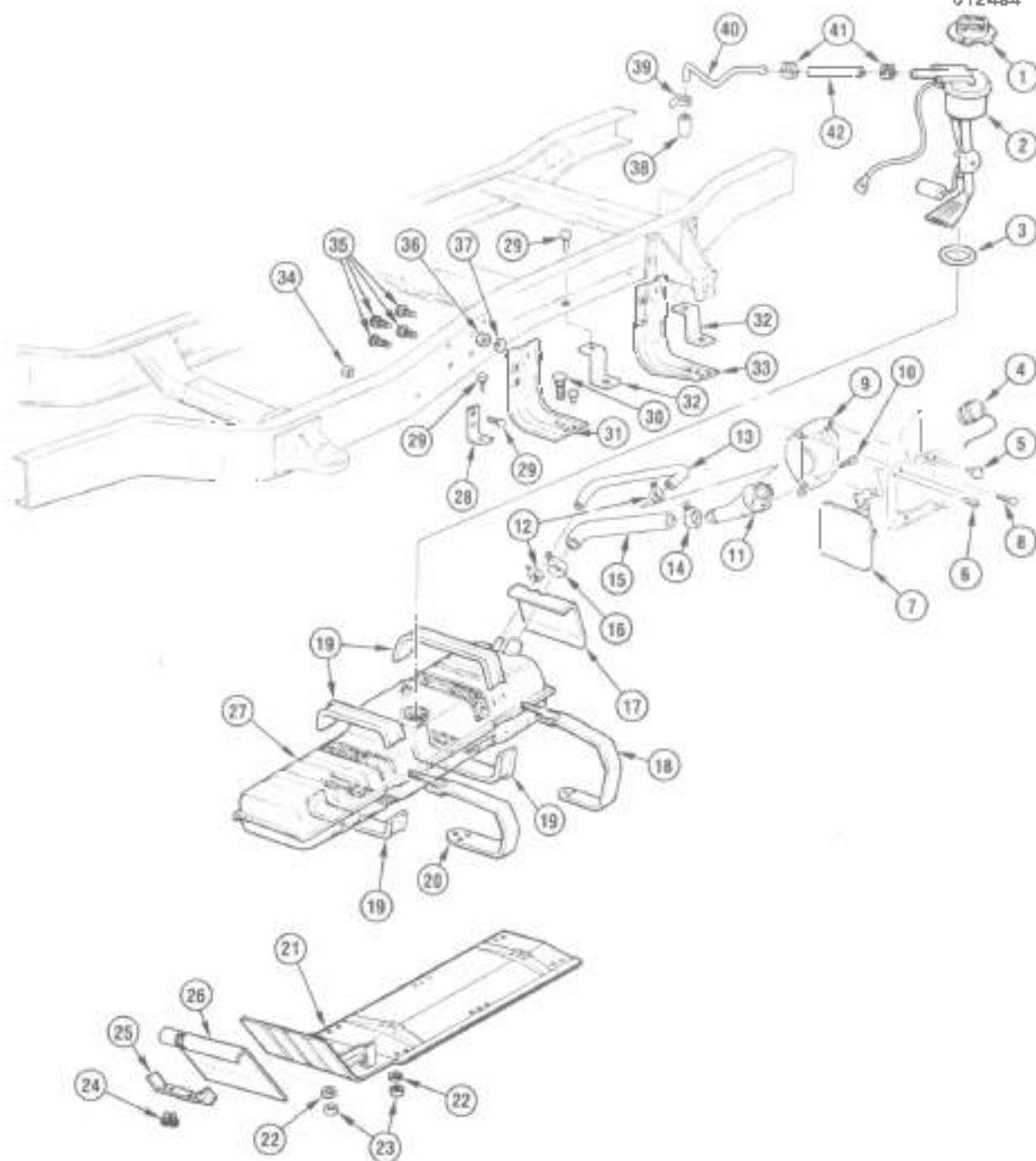


TD03-266

1984-87 'D1' FUEL TANK

1	3.028	CAP, F/Tank	14063328	22.	8.948	CLAMP, Hose Worm (5/16" to 3/4")	
2	8.977	SCREW, Hex Tap W/Fi Wa (M4 1-1/4 x 16)		23.	3.115	WIRE, F/Tank Meter Ext	8906127
3	3.003	PIPE ASM, F/Tank Up	14063325	24.	8.962	HOSE, Bulk (1/4" ID)	
4	8.948	CLAMP, Hose Worm (1 7/8" to 2 27/32")		25.	8.962	HOSE, Bulk (5/32")	
5	8.948	CLAMP, Hose Worm (3/4" to 1 3/4")		26.	3.003	BOLT, F/Tank Shld (3/8"-16 x 1 1/8")	15698758
6.	8.962	HOSE, Bulk (5/8" ID)		27.	N.S.	PIPE, F/Tank Lwr (Part of #18)	
7.	3.120	PIPE, F/Tank Vent Lwr	468484	28.	8.948	CLAMP, Hose Worm (1" to 2")	
8.	8.948	CLAMP, Hose Worm (1/4" to 5/8")		29.	3.003	HOSE, F/Tank Fil (26 1/4")	14045494
9.	8.962	HOSE, Bulk (5/16" ID)		30.	8.964	TUBING, Steel (5/16" OD)	
10.	3.107	CAM, F/Tank Meter	22518548	31.	3.003	CAP, F/Tank Drain Pipe	14063319
11.	3.107	METER, F/Tank (Incls Filter)	25004140	32.	3.003	CLAMP, F/Tank Drain Pipe Cap	14063318
	3.110	FILTER, F/Tank Meter	25055272	33.	15.570	BUMPER, F/Tank Fil Dr (3 705)	14010707
12.	3.112	SEAL, F/Tank Meter	22515965	34.	3.003	HOUSING, F/Tank Fil Pipe	14063328
13.	3.022	INSULATOR, F/Tank Anti Squeak (7" x 22" Cut as reqd)	6263877	35.	8.913	SCREW, Pan Hd Torx (1/4"-20 x 5/8")	
14.	8.915	NUT, Hex (7/16" 14)		36.	8.900	BOLT, Hex (1/4"-20 x 1/2")	
16.	8.929	WASHER, Fl (7/16" ID 3/4" OD)		37.	15.570	DOOR, F/Tank Fil (Incls Spring)	14052028
16.	3.008	RETAINER, F/Tank Protector (12 801)	480534	15.570		SPRING, F/Tank Fil Door Hge (12 945)	4813235
17.	3.015	PROTECTOR, F/Tank-LH	14020491	38.	3.008	SEAL, F/Tank Fil Neck Cover	478927
	3.015	PROTECTOR, F/Tank-RH	14020492	39.	3.008	COVER, F/Tank Fil Neck	478916
18.	3.001	TANK, Fuel (Incls #27)	14050685	40.	8.977	SCREW, Pan Hd C/R Tap (M4 2 1/4 x 13)	
19.	3.022	STRAP, F/Tank	334875				
20.	3.015	SHIELD, F/Tank	368752				
21.	3.022	INSULATOR, F/Tank Strap And Squeak (2 1/2" x 34 1/2")	6260631				

TD03-267
012484



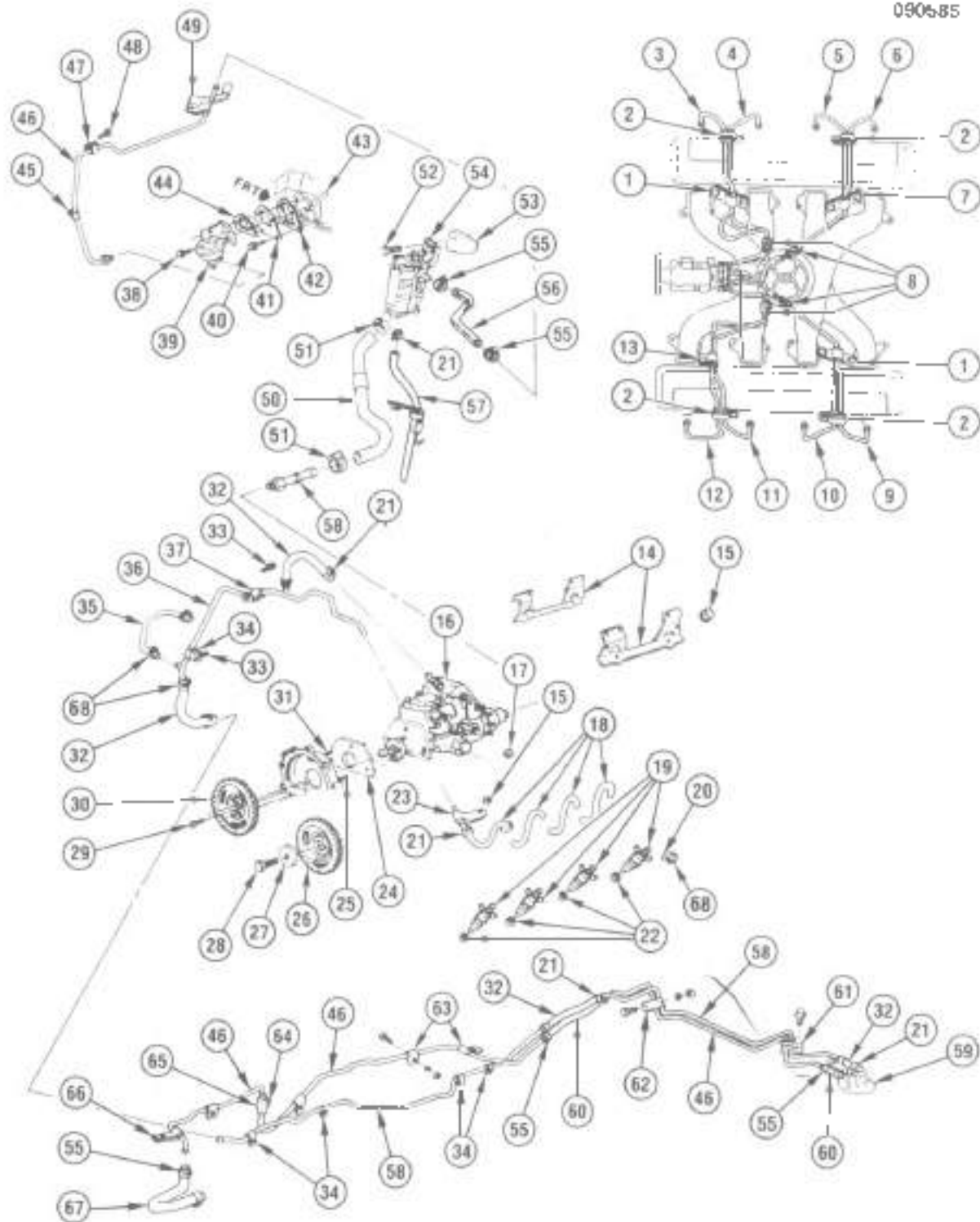
TD03-287

1984-87 'D3' FUEL TANK

1984-87 "D3" FUEL TANK

1.	3.107	CAM, F/Tank Meter	22516548
2.	3.107	METER, F/Tank (Incls Filter)	25004137
	3.110	FILTER, F/Tank Meter	25055272
3.	3.112	SEAL, F/Tank Meter	22515985
4.	3.028	CAP, F/Tank	14063326
5.	18.570	BUMPER, F/Tank Fil Dr (3 705)	14010707
6.	8.913	SCREW, Pan HD Torq (1/4"-20 x 5/8")	
7.	18.570	DOOR, F/Tank Fil	14052026
8.	8.900	BOLT, Hex (1/4"-20 x 1/2")	
9.	3.003	HOUSING, F/Tank Fil Pipe	14063363
10.	8.977	SCREW, Hex Tap W/FI Wg (M4 2-1 41 x 18)	
11.	3.003	PIPE, F/Tank Fil Up (Exc Pickup Box)	14063333
	3.003	PIPE, F/Tank Fil Up (W/Pickup Box)	14063327
12.	8.948	CLAMP, Hose Worm (5/8" to 1 1/4")	
13.	3.003	HOSE, F/Tank Fil Vent (Exc Pickup Box)	14063335
	3.003	HOSE, F/Tank Fil Vent (W/Pickup Box)	14036751
14.	8.948	CLAMP, Hose Worm (2 1/2" to 3 1/2")	
15.	3.003	HOSE, F/Tank Fil (Exc Pickup Box)	14063334
	3.003	HOSE, F/Tank Fil (W/Pickup Box)	14063328
16.	8.948	CLAMP, Hose Worm (1" to 2")	
17.	3.015	SHIELD, F/Tank Rr	334523
18.	3.022	STRAP, F/Tank Rr	8282756
19.	3.022	INSULATOR, F/Tank Anti-Squeak (7" x 22" Cut as reqd)	8283877
20.	3.022	STRAP, F/Tank Frt	359847
21.	3.015	SHIELD, F/Tank Bottom	474955
22.	8.931	WASHER, Lk (5/16")	
23.	8.915	NUT, Hex (5/16"-18)	
24.	8.900	SCREW, Hex Wa Hd (M6 3-1 81 x 13)	
25.	3.003	SUPPORT, F/Tank Shield	334522
26.	3.015	SHIELD, F/Tank Frt	334521
27.	3.001	TANK, Fuel	14071984
28.	3.015	BRACKET, F/Tank Shield Frt	1559221
29.	8.900	BOLT, Hex (5/16"-18 x 7/8")	
30.	3.015	BOLT, F/Tank Shld (5/16"-18 x 3/4")	14072886
31.	3.015	SUPPORT, F/Tank Frt	487525
32.	3.015	BRACKET, F/Tank Shld (Inter & Rr)	344714
33.	3.015	SUPPORT, F/Tank Rr	341287
34.	8.917	NUT, Prev Torq Hex Lk (5/16"-18)	
35.	3.003	BOLT, F/Tank Supt (3.015)	16598788
36.	8.915	NUT, Hex (7/16"-14)	
37.	8.929	WASHER, FI (7/16"-ID 3/4"-OD)	
38.	3.003	CAP, F/Tank Drain Pipe	14063319
39.	3.003	CLAMP, F/Tank Drain Pipe Cap	14063316
40.	8.964	TUBING, Steel Bulk (5/16"-OD)	
41.	8.948	CLAMP, Hose Worm (1/4" to 5/8")	
42.	8.982	HOSE, Bulk (5/16"-ID)	

TD03-269
090585



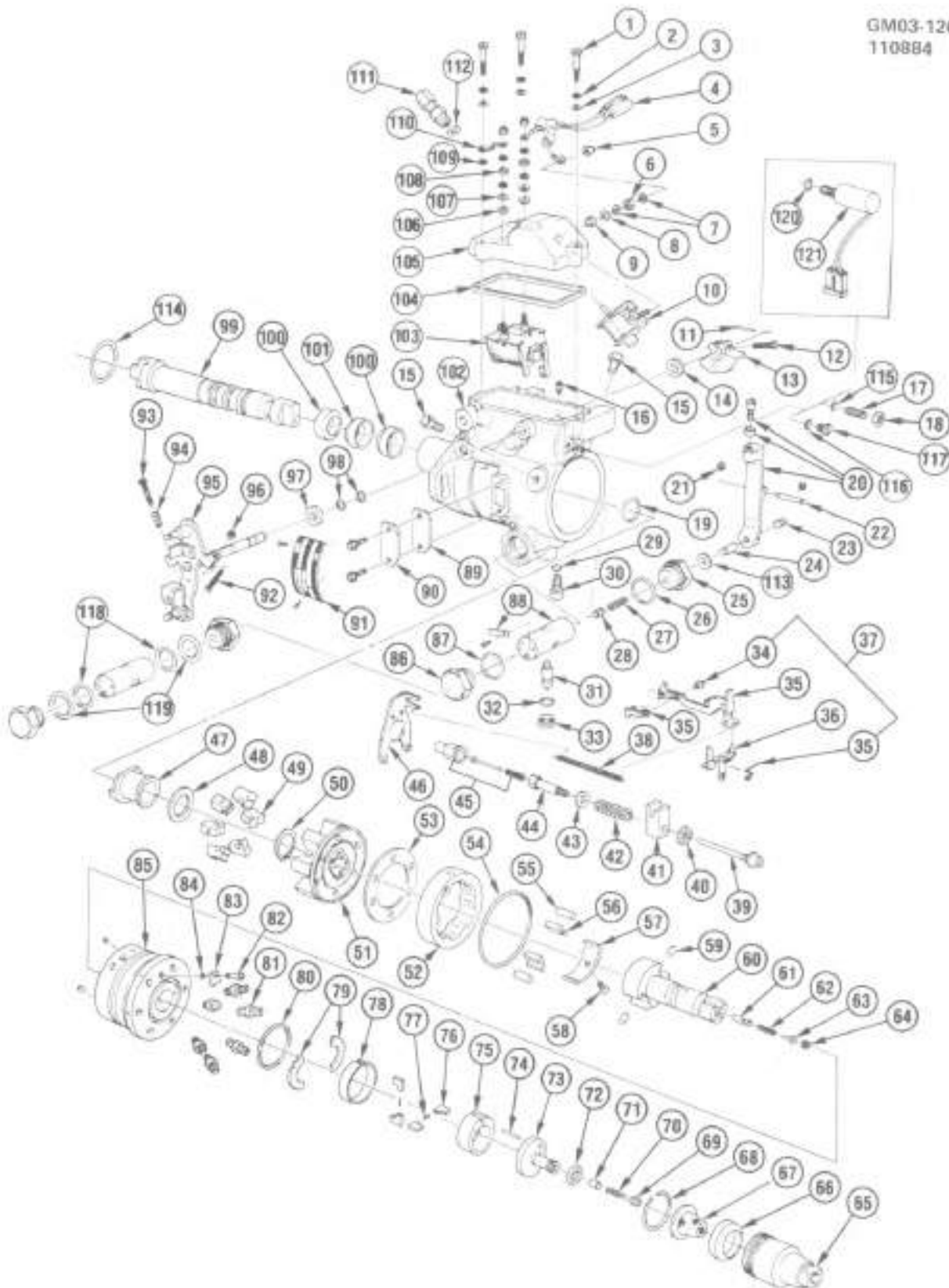
TD03-289

1984-87 'D1.3' FUEL SUPPLY

1984-87 "D1,3" FUEL SUPPLY

1.	3.130	CLIP, Inj Pipe Up	14033922	32.	8.982	HOSE, Return (Bulk 1/4" ID)	
	3.130	CLIP, Inj Pipe Lwr	14033921	33.	8.900	BOLT, Hex (M10-1.5 x 16)	
	3.330	INSERT, Inj Pipe Clip	14077148		8.928	WASHER, Fl (13/32" ID 47/64" OD 1/16" Thk)	
	3.275	STUD, Inj Manif (M10-1.5 x 20 x 30) (1984)	14033948	34.	3.182	CLIP, Fuel Pipe (4.666)	2399078
	3.275	STUD, Inj Manif (M10-1.5 x 20 x 20) (1985-87)	10035838	35.	3.183	HOSE, Fuel Drain Bk	14065305
	8.900	BOLT, Hex Flg Hd W/Nyloc (M10x1.5x30)		36.	3.183	PIPE, Fuel Drain Bk	14061589
2.	3.330	CLIP, Inj Pipe	560813	37.	3.182	CLIP, Fuel Drain Bk Pipe	14033895
	3.330	INSERT, Inj Pipe Clip	560814	38.	8.900	BOLT, Hex (3/8-16 x 1.50)	
	8.977	SCREW, Hex Lg Wa Hd W/Sir (M4 2-1.41 x 10)			8.928	WASHER, Fl (3/8 x 8/5 x 083)	
3.	3.330	PIPE, Inj Pump (#2 Cyl)	14033912		8.931	WASHER, Spr Lk (3/8 x 1 1/16)	
4.	3.330	PIPE, Inj Pump (#4 Cyl)	14033914	39.	3.900	PUMP, Fuel (AC41618)	8471831
5.	3.330	PIPE, Inj Pump (#6 Cyl)	14033916	40.	8.900	BOLT, Hex W/Con Wa (M6-1 x 13)	
6.	3.330	PIPE, Inj Pump (#8 Cyl)	14033918	41.	3.901	PLATE, F/Pump Mtg	3719599
7.	3.130	CLIP, Inj Pipe Up	14033921	42.	3.904	GASKET, F/Pump Mtg Plt	3705044
	3.130	CLIP, Inj Pipe Lwr	14033922	43.	3.935	ROD, F/Pump Push	14060425
	3.330	INSERT, Inj Pipe Clip	14077148	44.	3.904	GASKET, F/Pump	9776705
	3.275	STUD, Inj Manif (M10-1.5 x 20 x 30) (1984)	14033948	45.	3.901	CLIP, F/Pump Pipe Fm (4.686)	22511422
	3.275	STUD, Inj Manif (M10-1.5 x 20 x 20) (1985-87)	10035838	46.	8.984	TUBING, Std (Bulk 3/8" OD)	
8.	3.330	CLAMP, Inj Pipe	14033955	47.	3.901	CLIP, F/Pump Pipe	14033896
	3.330	INSERT, Inj Pipe Clip	560814	48.	8.900	BOLT, Hex Flg Hd W/Nyloc (M10-1.5x30)	
	8.977	SCREW, Hex Lg Wa Hd W/Sir (M4 2-1.41 x 10)		49.	3.901	CLIP, Fuel Pipe Rr (10-1.5 x 30)	14063340
9.	3.330	PIPE, Inj Pump (#7 Cyl)	14033917	50.	3.163	HOSE, F/Ftr Oht	14063302
10.	3.330	PIPE, Inj Pump (#5 Cyl)	14033915	51.	8.948	CLAMP, Hose Worm (1/2" to 1")	
11.	3.330	PIPE, Inj Pump (#3 Cyl)	14033913	52.	3.890	BOLT, F/Ftr (3.015)	15598758
12.	3.330	PIPE, Inj Pump (#1 Cyl)	14033911	53.	3.890	PLATE, F/Ftr Mtg	14043724
13.	3.330	CLIP, Inj Pipe	14033953	54.	3.890	FILTER, Fuel (1984) (Also serviced by the following components)	14072480
	8.900	BOLT, Hex Flg Hd W/Nyloc (M10x1.5x30)			3.890	FILTER, Fuel (1985-87) (Also serviced by the following components)	15599979
14.	3.330	BRACKET, Inj Pipe	14033824		3.890	ELEMENT, F/Ftr	14075347
15.	8.815	NUT, Hex (M8-1.25)			3.890	BASE, F/Ftr	15599816
	8.928	WASHER, Fl (5/16" ID 47/64" OD 1/16" Thk)			3.890	BRACKET, F/Ftr Mtg	15599817
16.	3.306	PUMP, Fuel Inj (1984)	14077134	55.	8.948	CLAMP, Hose Worm (5/16" to 3/4")	
	3.306	PUMP, Fuel Inj (1985-87)	23500413	56.	3.183	HOSE, F/Ftr Inl	14063301
17.	8.817	NUT, Hex Flg (M10-1.5)		57.	8.982	HOSE, Drain (Bulk 5/16" ID)	
18.	3.183	HOSE, Fuel Drain Bk	14065305	58.	8.984	TUBING, Std (Bulk 1/4" OD)	
19.	3.332	NOZZEL, W/Holder F/Inj (Remanufactured)	14059057	59.	3.107	METER (See FUEL TANK illustration)	
20.	3.332	CAP, F/Inj Noz	14066301	60.	8.982	HOSE, Feed (Bulk 3/8" ID)	
21.	8.948	CLAMP, Hose Worm (1/4" to 5/8")		61.	3.182	CLIP, Fuel Pipe (D1)	14018630
22.	3.332	GASKET, F/Inj Noz	14025557		3.182	CLIP, Fuel Pipe (D3)	14034543
23.	3.182	CLIP, Fuel Drain Bk Pipe	14033893	62.	3.182	CLIP, Fuel Pipe (D3 only)	467524
24.	3.306	GASKET, F/Inj Pump	14022651	63.	8.960	CLIP, Clsd Std (7/16" x 5/16")	
25.	3.306	STUD, F/Inj Pump Lwr (2 reqd)	14024203	64.	8.971	PLUG, Hex Hd Pipe (1/4"-18" (Brass))	
26.	3.935	GEAR, F/Inj Pump Drive	14022653	65.	8.983	TEE, Inj Fld Female (2-way) (3/8" tubing)	
27.	0.533	WASHER, Cm/Shd	14022648	66.	8.950	CLAMP, 3/8" Pipe (1 1/8" x 5/8")	
28.	8.900	BOLT, Hex (M12-1.75 x 35)		67.	3.183	HOSE, Fuel Feed Fm	14063391
	0.533	WASHER, Cm/Shd (0.002)	469948	68.	1.186	CLAMP, Fuel Drn Bk Hose	3891759
29.	8.900	BOLT, Hex Flg Hd W/Con Wa (M8 1.25 x 20)					
30.	3.935	GEAR, F/Inj Pump Drive	14022652				
31.	3.306	STUD, F/Inj Pump Up (0.029) (1 reqd)	14024396				

GM03-126
110884



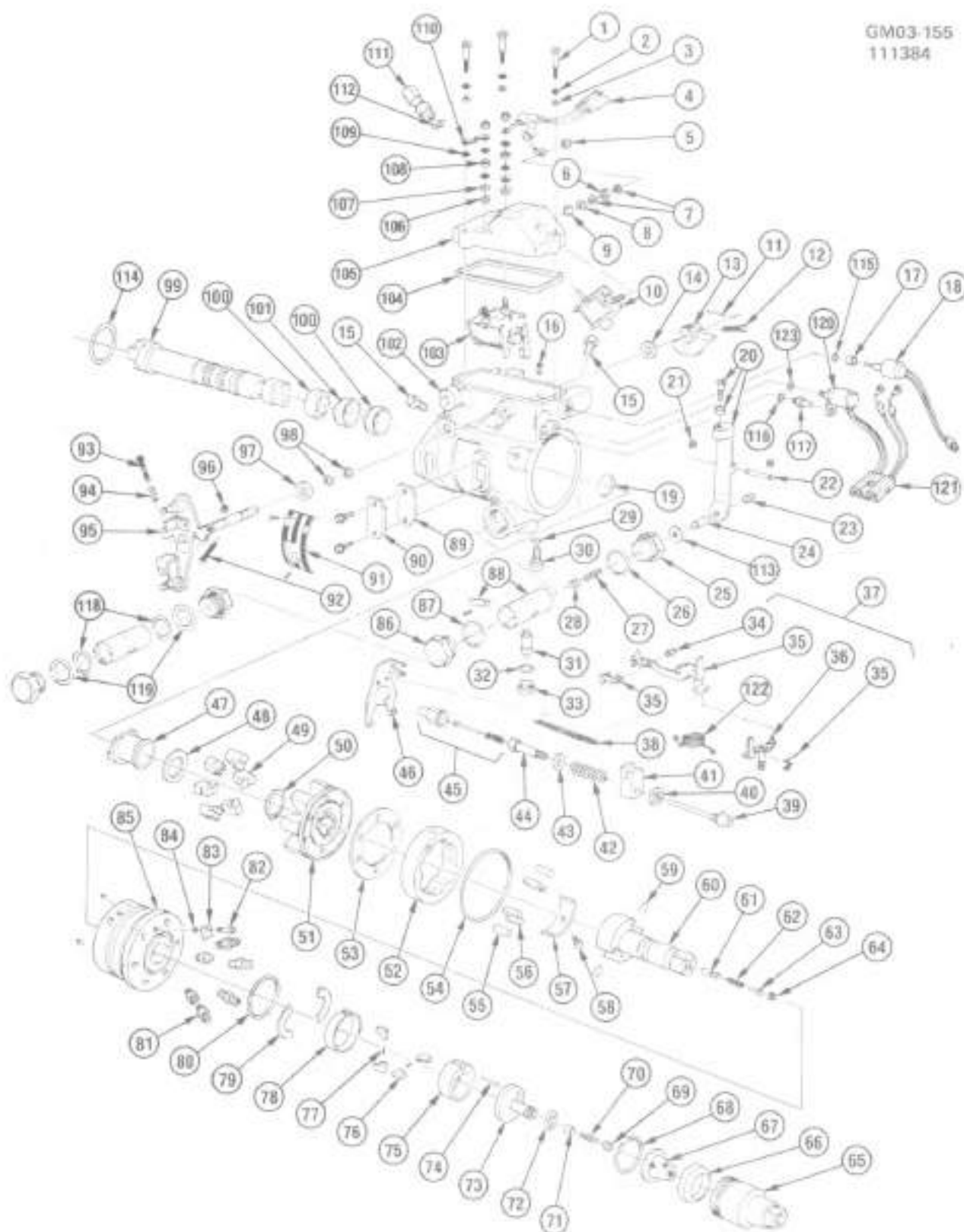
GM03-126

1984 'D1.3' INJECTION PUMP-TYPICAL (ROOSA-MASTER/STANADYNE) DIESEL

1984 "D13" INJECTION PUMP-TYPICAL (ROOSA-MASTER/STANADYNE) DIESEL

1. SCREW, Cvr Hold Down	N.S.	61. VALVE, Delivery	N.S.
2. WASHER, Cvr Screw Lock	N.S.	62. SPRING, Delivery Vlv	N.S.
3. WASHER, Cvr Screw Flat	N.S.	63. STOP, Delivery Vlv(* 1)	N.S.
4. WIRE ASM, Solenoid	N.S.	64. SCREW, Delivery Vlv	N.S.
5. NUT, Term Contact Lock	N.S.	65. CAP, Transfer Pump End	N.S.
6. NUT, Term Contact	N.S.	66. PLATE, Pump Press	N.S.
7. WASHER, Term Contact Lock	N.S.	67. SCREEN, Inlet Filter	N.S.
8. WASHER, Term Contact	N.S.	68. RING, Screen Ret	N.S.
9. WASHER, Term Insulating	N.S.	69. PLUG, End Play Adj	N.S.
10. SOLENOID, Cold Advance	3.314	70. SPRING, Regulating	N.S.
11. PIN, Vac Module Drf(* 1)	3.340	71. PISTON, Regulating	N.S.
12. SCREW, Face Cam	N.S.	72. SEAL, Inlet Filter Screen(* 1)	N.S.
13. CAM, Face	N.S.	73. REGULATOR, Transfer Pump	N.S.
14. WASHER, Throttle Shaft Seal(* 1)	N.S.	74. PIN, Reg Roll	N.S.
15. SCREW, Head Locating	N.S.	75. LINER, Transfer Pump	N.S.
16. SCREW, Vent	N.S.	76. BLADE, Transfer Pump	N.S.
17. SCREW, Fuel Adjust	N.S.	77. SPRING, Pump Blade	N.S.
18. NUT, Fuel Adj Screw	N.S.	78. RING, Liner Locating	N.S.
19. RING, Dr Shaft Ret(* 1)	3.308	79. RETAINER, Rotor	N.S.
20. LEVER ASM, Rocker	N.S.	80. SEAL, Transfer Pump(* 1)	3.308
21. RING, Pin Ret(* 1)	N.S.	81. CONNECTOR, Fuel Line	N.S.
22. PIN, Rocker Lever	N.S.	82. SCREW, Locking Plate	N.S.
23. SCREW, Servo Adv Adj	N.S.	83. PLATE, Locking	N.S.
24. PLUNGER, Servo Adv	N.S.	84. WASHER, Locking Plate	N.S.
25. PLUG, Piston-Spring Side	N.S.	85. HEAD, Rotor	N.S.
26. SEAL, Adv Plunger	3.308	86. PLUG, Power Side	N.S.
27. SEAL, Adv Piston Hole(* 1)	3.440	87. SEAL, Adv Piston Hole Plug(* 1)	3.340
28. SPRING, Light Load Adv	N.S.	88. SEAL, Piston Hole(* 1)	3.340
29. VALVE, Servo Adv	N.S.	89. PISTON ASM, Servo Adj	N.S.
30. SEAL, Hd Locating Screw(* 1)	3.308	90. GASKET, Timing Window Cvr(* 1)	3.318
31. SCREW, Head Locating	N.S.	91. COVER, Timing	N.S.
32. PIN, Cam Advance	N.S.	92. PLATE, Name	N.S.
33. ROD, Cruise Cont Servo (1986)	3.885	93. SCREW, Max Throttle Travel	N.S.
34. SEAL, Adv Screw Hole Plug(* 1)	3.340	94. SCREW, Low Idle	N.S.
35. PLUG, Adv Screw Hole	N.S.	95. SPRING, Low Idle Screw	N.S.
36. SCREW, Gov Linkage Hook	N.S.	96. SHAFT ASM, Throttle	N.S.
37. LINKAGE ASM, Governor	N.S.	97. NUT, Travel Screw	N.S.
38. HOOK, Gov Linkage	N.S.	98. SPACER, Throttle Shaft	N.S.
39. HOOK ASM, Gov Linkage	N.S.	99. SEAL, Throttle Shaft(* 1)	3.340
40. SPRING, Gov Linkage Hook	N.S.	100. SHAFT ASM, Drive	N.S.
41. STUD, Gov Guide	N.S.	101. SEAL, Drive Shaft (Bk)(*) 1	N.S.
42. SEAL, Housing Pressure Tap(* 1)	3.308	102. SEAL, Drive Shaft (Rad)(*) 1	N.S.
43. BLOCK, Guide Stud	N.S.	103. HOUSING, Pump	N.S.
44. SPRING, Min-Max	N.S.	104. FRAME KIT, W/Arm, Sol & Shutdown	3.304
45. WASHER, Max Spd Spring	N.S.	105. Coil	3.322
46. ROD, Min-Max Gov Push	N.S.	106. GASKET, Control Cvr(* 1)	3.322
47. SLEEVE, Min-Max Gov	N.S.	107. COVER, Gov Control	3.322
48. ARM & COMPENSATOR, Gov Temp	N.S.	108. WASHER, Term Insulating	N.S.
49. SLEEVE, Thrust	N.S.	109. WASHER, Term Contact	N.S.
50. WASHER, Thrust Sleeve	N.S.	110. NUT, Term Contact	N.S.
51. WEIGHT, Governor	N.S.	111. WASHER, Cvr Lock Screw	N.S.
52. RING, Gov Lge Ret	N.S.	112. STRAP, Terminal Ground	N.S.
53. RETAINER, Gov Weight	3.330	113. CONNECTOR, Return Line	3.330
54. HUB, Weight Ret	N.S.	114. SEAL, Connector(* 1)	3.330
55. RETAINER ASM, Gov Weight	N.S.	115. SEAL, Adv Plunger	3.300
56. RING, Flex Ret(* 1)	3.308	116. SEAL, Pump to Adapt "D" Ring	3.305
57. SEAL, Hyd Head(* 1)	3.308	117. SEAL, Press Tap Plug & Guide	3.305
58. ROLLER, Cam	N.S.	118. SEAL, Hsg Press Tap	3.305
59. SHOE, Roller Cam	N.S.	119. SCREW, Hsg Press Tap	3.305
60. SPRING, Leaf	N.S.	120. SEAL, Piston Hole Plug (Sm)	3.340
61. SCREW, Leaf Spring Adj	N.S.	121. SEAL, Piston Hole Plug (Lg)	3.340
62. PLUNGER, Rotor	N.S.	122. SEAL, Throttle Shaft (1984 A & G)	3.340
63. ROTOR, Plunger	N.S.	123. KIT, Metering Valve Sensor (1984 A & G)	3.308

NOTE 1 Parts identified with a note number are incorporated into various service pump rebuild gasket kits. All parts as noted may not be found within one specific kit. The GASKET KITS are located in Group 3 332 Pump Assy (Rebuild). See Group 3 308



GM03 155

1985 "D1.3" INJECTION PUMP/DIESEL-TYPICAL (ROOSA-MASTER/STANADYNE)

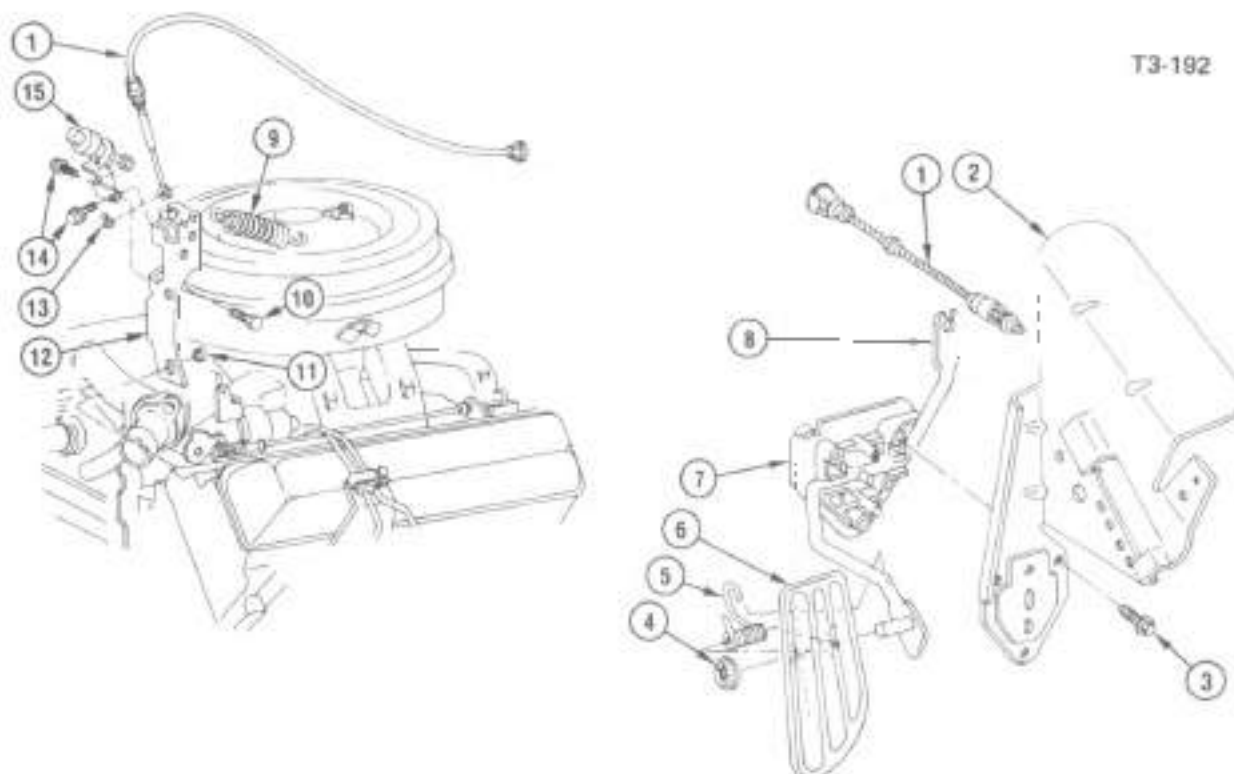
1985 "D1,3" INJECTION PUMP/DIESEL-TYPICAL (ROOSA-MASTER/STANADYNE)

1. SCREW, Cvr Hold Down	N.S.	62. SPRING, Delivery Vlv	N.S.
2. WASHER, Cvr Screw Lock	N.S.	63. STOP, Delivery Vlv(* 1)	N.S.
3. WASHER, Cvr Screw Flar	N.S.	64. SCREW, Delivery Vlv	N.S.
4. WIRE ASM, Solenoid	N.S.	65. CAP, Transfer Pump End	N.S.
5. NUT, Term Contact Lock	N.S.	66. PLATE, Pump Press	N.S.
6. NUT, Term Contact	N.S.	67. SCREEN, Inlet Filter	N.S.
7. WASHER, Term Contact Lock	N.S.	68. RING, Screen Ret	N.S.
8. WASHER, Term Contact	N.S.	69. PLUG, End Play Adj	N.S.
9. WASHER, Term Insulating	N.S.	70. SPRING, Regulating	N.S.
10. SOLENOID, Cold Advance	3.314	71. PISTON, Regulating	N.S.
11. PIN, Vac Module Dr(* 1)	3.340	72. SEAL, Inlet Filter Screen(* 1)	N.S.
12. SCREW, Face Cam	N.S.	73. REGULATOR, Transfer Pump	N.S.
13. CAM, Face	N.S.	74. PIN, Reg Roll	N.S.
14. WASHER, Throttle Shaft Seal(* 1)	N.S.	75. LINER, Transfer Pump	N.S.
15. SCREW, Head Locating	N.S.	76. BLADE, Transfer Pump	N.S.
16. SCREW, Vant	N.S.	77. SPRING, Pump Blade	N.S.
17. NUT, AFL Lock(* 2)	N.S.	78. RING, Liner Locating	N.S.
18. SOLENOID, AFL	3.314	79. RETAINER, Rotor	N.S.
19. RING, Dr Shaft Ret(* 1)	3.308	80. SEAL, Transfer Pump(* 1)	3.306
20. LEVER ASM, Rocker	N.S.	81. CONNECTOR, Fuel Line	N.S.
21. RING, Pin Ret(* 1)	N.S.	82. SCREW, Locking Plate	N.S.
22. PIN, Rocker lever	N.S.	83. PLATE, Locking	N.S.
23. SCREW, Servo Adv Adj	N.S.	84. WASHER, Locking Plate	N.S.
24. PLUNGER, Servo Adv	N.S.	85. HEAD, Rotor	N.S.
25. PLUG, Piston-Spring Side	N.S.	86. PLUG, Power Side	N.S.
SEAL, Adv Plunger	3.306	SEAL, Adv Piston Hole Plug(* 1)	3.340
26. SEAL, Adv Piston Hole(* 1)	3.440	SEAL, Piston Hole(* 1)	3.340
27. SPRING, Light Load Adv	N.S.	88. PISTON ASM, Servo Adj	N.S.
28. VALVE, Servo Adv	N.S.	89. GASKET, Timing Window Cvr(* 1)	3.318
29. SEAL, Hd Locating Screw(* 1)	3.306	90. COVER, Timing	N.S.
30. SCREW, Head Locating	N.S.	91. PLATE, Name	N.S.
31. PIN, Cam Advance	N.S.	92. SCREW, Max Throttle Travel	N.S.
32. SEAL, Adv Screw Hole Plug(* 1)	3.340	93. SCREW, Low Idle	N.S.
33. PLUG, Adv Screw Hole	N.S.	94. SPRING, Low Idle Screw	N.S.
34. SCREW, Gov Linkage Hook	N.S.	95. SHAFT ASM, Throttle	N.S.
35. LINKAGE ASM, Governor	N.S.	96. NUT, Travel Screw	N.S.
36. HOOK, Gov Linkage	N.S.	97. SPACER, Throttle Shaft	N.S.
37. HOOK ASM, Gov Linkage	N.S.	98. SEAL, Throttle Shaft(* 1)	3.340
38. SPRING, Gov Linkage Hook	N.S.	99. SHAFT ASM, Drive	N.S.
39. STUD, Gov Guide	N.S.	100. SEAL, Drive Shaft (Blk)(* 1)	N.S.
40. SEAL, Housing Pressure Tap(* 1)	3.308	101. SEAL, Drive Shaft (Red)(* 1)	N.S.
41. BLOCK, Guide Stud	N.S.	102. HOUSING, Pump	N.S.
42. SPRING, Min-Max	N.S.	103. FRAME KIT, W/Arm, Sni & Shutdown Coil	3.304
43. WASHER, Max Spd Spring	N.S.	104. GASKET, Control Cvr(* 1)	3.322
44. ROD, Min-Max Gov Push	N.S.	105. COVER, Gov Control	3.322
45. SLEEVE, Min-Max Gov	N.S.	106. WASHER, Term Insulating	N.S.
46. ARM & COMPENSATOR, Gov Temp	N.S.	107. WASHER, Term Contact	N.S.
47. SLEEVE, Thrust	N.S.	108. NUT, Term Contact	N.S.
48. WASHER, Thrust Sleeve	N.S.	109. WASHER, Cvr Lock Screw	N.S.
49. WEIGHT, Governor	N.S.	110. STRAP, Terminal Ground	N.S.
50. RING, Gov Cage Ret	N.S.	111. CONNECTOR, Return Line	3.330
51. RETAINER, Gov Weight	3.330	112. SEAL, Connector(* 1)	3.330
52. HUB, Weight Ret	N.S.	113. SEAL, Adv Plunger	3.300
53. RETAINER ASM, Gov Weight	N.S.	114. SEAL, Pump to Adapt "O" Ring	3.306
54. RING, Flex Ret(* 1)	3.306	115. SEAL, AFL Locknut	3.320
55. SEAL, Hyd Head(* 1)	3.306	116. SEAL, M.V.S. Hold Down Stud	3.320
56. ROLLER, Cam	N.S.	117. STUD, M.V.S. Hold Down	3.320
57. SHOE, Roller Cam	N.S.	118. SEAL, Piston Hole Plug (Sni)	3.340
58. SPRING, Leaf	N.S.	119. SEAL, Piston Hole Plug (Lgi)	3.340
59. SCREW, Leaf Spring Adj	N.S.	120. SENSOR, Metering Valve	3.320
60. PLUNGER, Rotor	N.S.	121. CONNECTOR, M.V. SENSOR(* 2)	N.S.
61. ROTOR, Plunger	N.S.	122. SPRING, M.V.S. Coupling(* 2,3)	N.S.
VALVE, Delivery	N.S.	123. SEAL, M.V. Sensor	3.318

NOTE 1: Parts identified with (note # 1) are incorporated into various service pump rebuild gasket kits. All parts so noted may not be found within one specific kit. The GASKET KITS are located in Group 3.332.
 Pump Asm (Rebuild)-See Group 3.306.

NOTE 2: Item part of complete asm only, not serviced in kits.

NOTE 3: Loop is also attached to end of plunger-meter vlv sensor.



T3-192.9

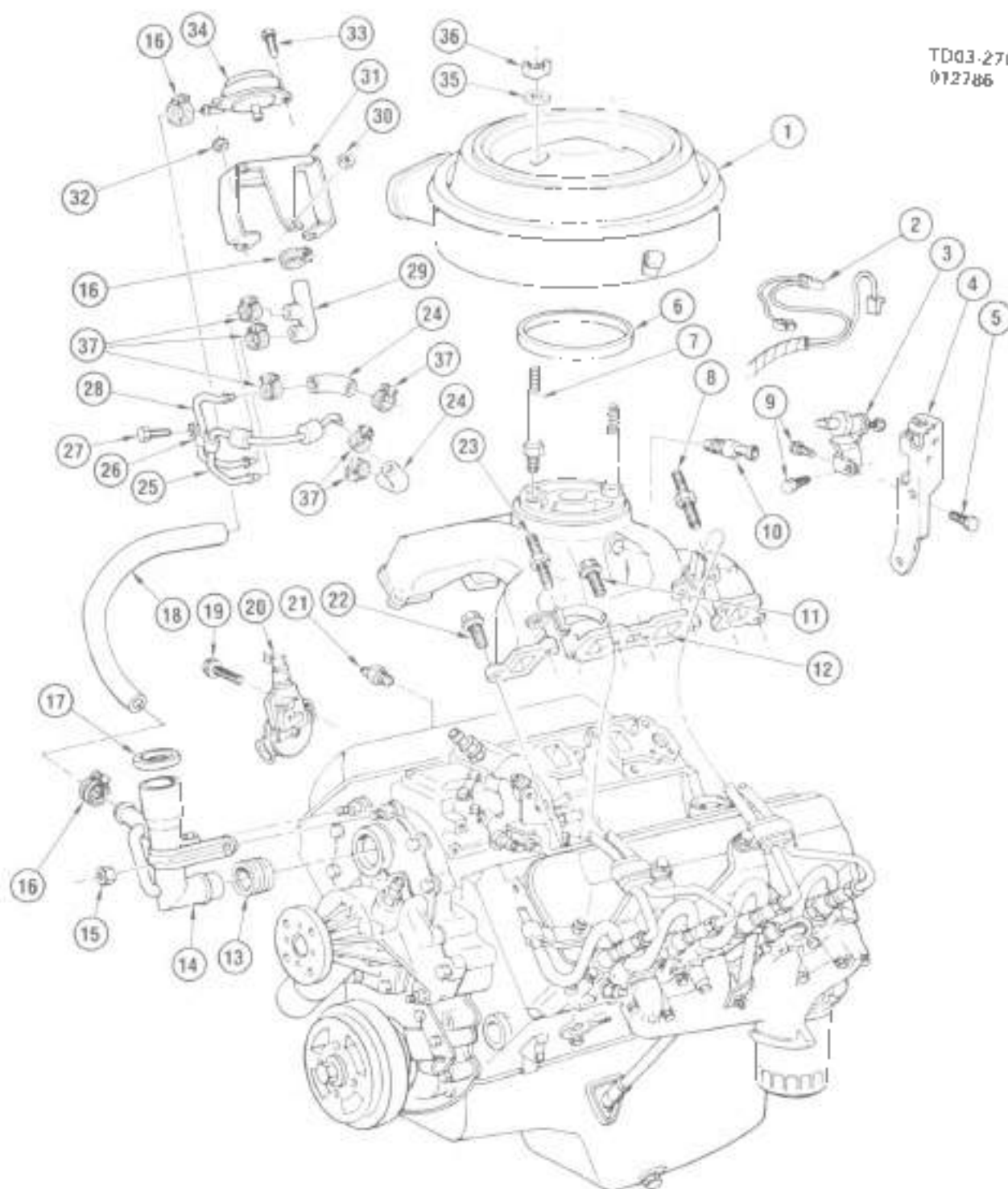
1984-87 "D1.3" ACCELERATOR CONTROLS

1.	3.430	CABLE, Accel Contr	14038644
2.	3.454	REINFORCEMENT, Accel Pedal Rod Suppt	342405
3.	8.977	SCREW, Hex Wa Hd Tap (ME 3 x 1 R x 4D)	
4.	8.921	NUT, Push-on (Self Lock Exr Ret 1/4")	
5.	3.459	SPRING, Accel Pedal Tension	335989
6.	3.451	PEDAL, Accel	468234
7.	3.454	SUPPORT, Accel Pedal Rod	3993087
8.	3.431	ROD, Accel Pedal (1984)	465458
	3.431	ROD, Accel Pedal (1985-87)	15580123
9.	3.458	SPRING, Accel Cont Cal	14024897
10.	8.800	BOLT, Hex Wa Hd (M8 x 1.25 x 18)	
11.	8.817	NUT, Hex Fig (M10 x 1.6)	
12.	3.454	SUPPORT, Accel Cont Cal	14038647
13.	3.425	RETAINER, Cable Spr (6/32" (3.890)	10035905
14.	8.900	BOLT, Hex (M6 x 0.8 x 10)	
	8.931	WASHER, Lk (1/4")	
15.	3.440	SOLENOID, Idle	14058255

NOTES

BLANK-07

TD03-270
012786



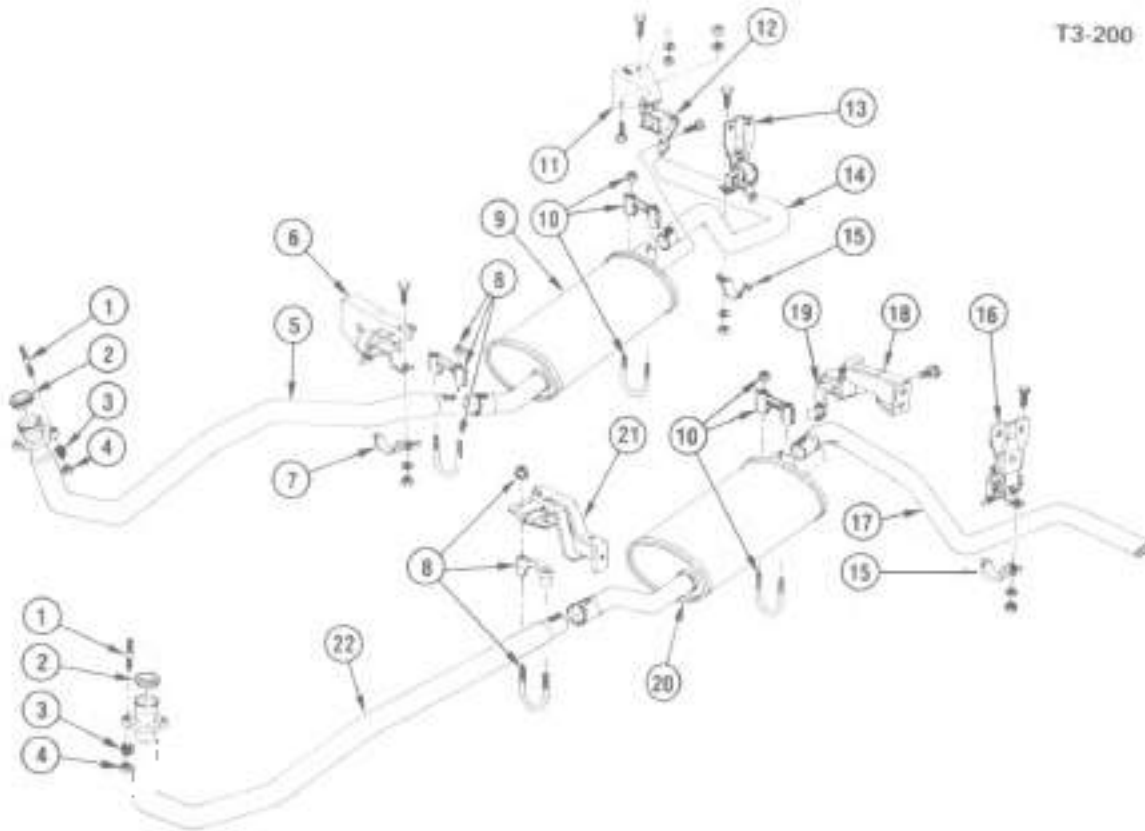
TD03-270

1984-87 "D1,3" ENGINE EMISSION CONTROLS

TD03.270

1984-87 "D1,3" ENGINE EMISSION CONTROLS

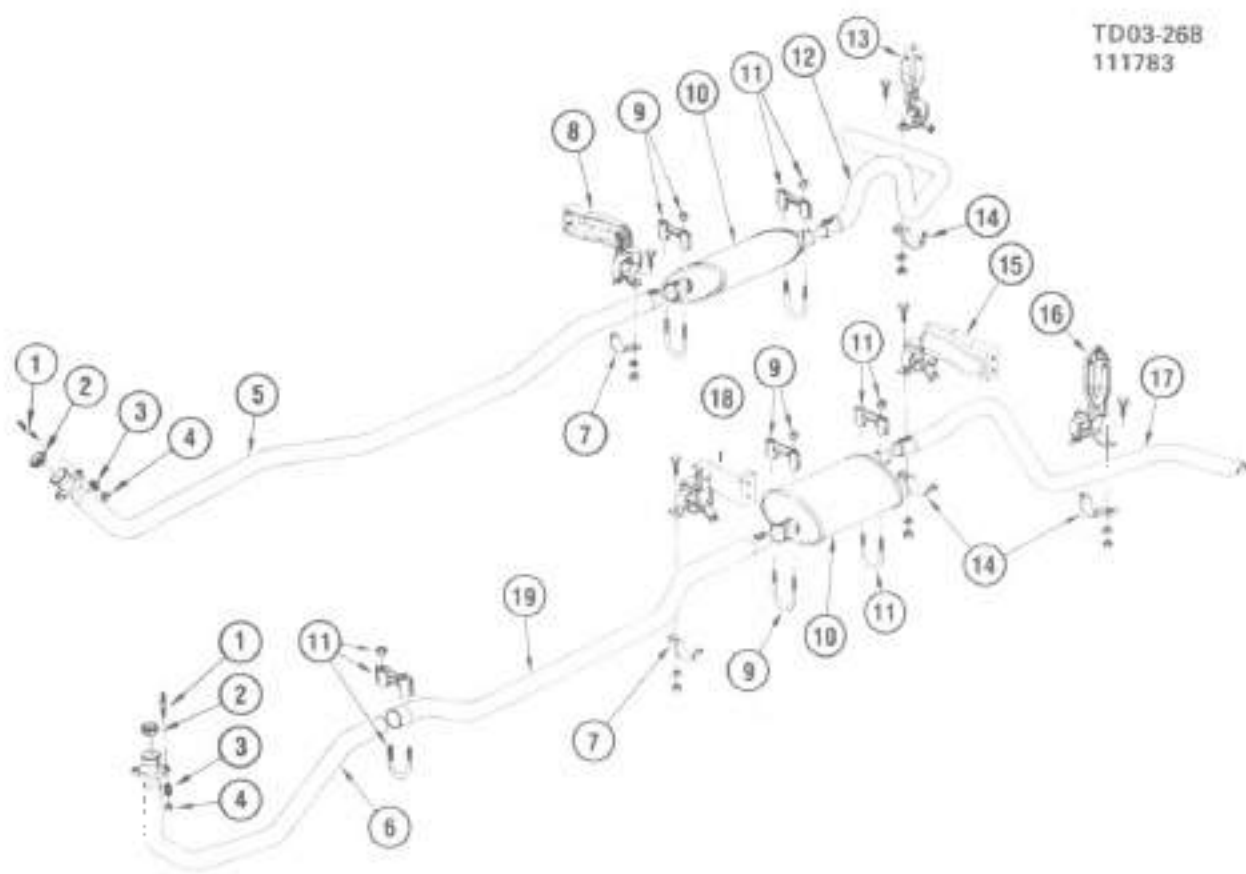
1.	3.402	AIR CLEANER (Incls Element)	25041910
	3.410	ELEMENT (Paper)(A644C)	8996118
2.	2.525	HARNESSE, Engine	12038911
3.	3.440	SOLENOID, Idle	14066255
4.	3.454	SUPPORT, Accr Cont Cable	14038847
5.	8.900	SCREW, HWH (M8 x 1.25 x 16)	
6.	3.406	SEAL, Air Cleaner	14033942
7.	3.403	STUD, Air Cleaner	14033948
8.	3.275	STUD, Int Manif (M10 x 1.5 x 20 x 30)(1984-86)	14033946
	3.275	STUD, Int Manif (M10 x 1.5 x 20 x 20)(1987)	14101259
9.	8.900	BOLT, Hex (M5 x 0.8 x 10)	
10.	1.745	TUBE, C/Case Depr Reg Vlv	14050444
11.	8.900	BOLT, Hex (M10 x 1.5 x 60)	
12.	3.255	MANIFOLD, Inlet	14071068
13.	1.745	GROMMET, Oil Separator	14026942
14.	1.752	TUBE, C/Case Vent & Oil Fil	14071059
15.	8.917	NUT, Hex Flgd (M8 x 1.25)	
16.	1.752	CLAMP, C/Case Depr Reg Vlv Hose	10019739
17.	1.758	CAP, Oil Filler (FC108)	25050118
18.	1.745	HOSE, C/Case Depr Reg Vlv	14057732
19.	N.S.	SCREW, Reg Vlv to Pump	
20.	4.205	VALVE, Trans Vac Regulator	14057219
21.	3.440	SWITCH, Cold Adv Temp (3/8" 18)(2 Prong)	14071047
22.	8.900	BOLT, Hex Flgd (M10 x 1.5 x 30)	
23.	3.275	STUD, Int Manif (M10 x 1.5 x 58/M10 x 1.5 x 17)	14026921
24.	1.745	CONNECTOR, C/Case Depr Reg Vlv Tube	14050445
25.	1.745	TUBE, C/Case Depr Reg Vlv (478.1MM)	14050443
26.	1.750	CLAMP, C/Case Depr Reg Vlv Tube	14050441
27.	8.977	SCREW, Wa Hd (M4.2 x 1.41 x 10)	
28.	1.745	TUBE, C/Case Depr Reg Vlv (275.5MM)	14050442
29.	1.745	CONNECTOR, C/Case Depr Reg Vlv Tube	14050446
30.	8.915	NUT, Hex (M10 x 1.5)	
31.	1.745	BRACKET, C/Case Depr Reg Vlv	14057733
32.	8.915	NUT, Hex (M8 x 1.25)	
33.	8.900	BOLT, Hex Flgd (M8 x 1.5 x 30)	
34.	1.745	VALVE, C/Case Depr Reg (CV871)	25042452
35.	8.928	WASHER, Spl (1 1/32" ID x 1 1/8" OD x 1/8")	
36.	3.403	NUT, Air Cleaner	14001197
37.	1.752	CLAMP, C/Case Depr Reg Vlv Conn	1623010



T3-200.9

1984-87 "D1" EXHAUST

1.	3.613	STUD, Exh Pipe	14022654
2.	3.611	SEAL, Exh Pipe	14072686
3.	3.613	SPRING, Exh Pipe Flg	587575
4.	6.617	NUT, Hex Lk (3/8" 16)	
	6.626	WASHER, Fl (15/32" ID 15/16" OD 1/16" Thk)	
5.	3.608	PIPE, Exh-RH	15595210
6.	3.616	SUPPORT, Exh Pipe	14037808
7.	3.616	STRAP, Exh Pipe Lwr (2 50")	379360
8.	3.616	CLAMP KIT, Exh (2 75/64 85mm)	793928
9.	3.701	MUFFLER, W/Inlet Pipe-RH	14067430
10.	3.708	CLAMP KIT, Exh (60 32mm/2 375)	15595206
11.	3.704	SUPPORT ASM, Muff & Tail Pipe Frt-HH	14037812
12.	3.708	HANGER, Muff & Tail Pipe Frt Supt-RH	14037836
13.	3.704	SUPPORT ASM, Muff & Tail Pipe Rt-RH (1984)	14020478
	3.704	HANGER, Muff & Tail Pipe Rt-RH (1985-87)	15593928
14.	3.705	PIPE, Muff Tail-RH	14044996
15.	3.708	STRAP, Tail Pipe Lwr (2 25") (1984)	487698
	3.708	STRAP, Tail Pipe Lwr (2 25") (1985-87)	341160
16.	3.704	SUPPORT ASM, Muff & Tail Pipe Rt-LH (1984)	14034513
	3.704	HANGER, Muff & Tail Pipe Rt-LH (1985-87)	15593907
17.	3.705	PIPE, Muff Tail-LH	14044995
18.	3.704	SUPPORT ASM, Muff & Tail Pipe Inter LH	14034547
19.	3.704	HANGER, Muff & Tail Pipe Inter Supt LH	14024561
20.	3.701	MUFFLER, W/Inlet Pipe-LH	14067429
21.	3.704	SUPPORT ASM, Muff & Tail Pipe Frt LH	14007142
22.	3.609	PIPE, Exh-LH	14067759



TD03-268

1984-87 "D3" EXHAUST

1.	3.813	STUD, Exh Pipe	14022554
2.	3.811	SEAL, Exh Pipe	14072586
3.	3.813	SPRING, Exh Pipe Fg	587575
4.	8.917	NUT, Prev Torq Hex Lk (3/8"-16)	
	8.929	WASHER, Fl (15/32" ID 15/16" OD 1/16" Thk)	
5.	3.609	PIPE, Exh Rtl (Cut 4" from outlet end)	14037855
6.	3.609	PIPE, Exh Frl Ltl	14045521
7.	3.616	STRAP, Exh Pipe Lwr (2.50")	379360
8.	3.616	SUPPORT ASM, Exh Pipe-Rtl	14022538
9.	3.616	CLAMP KIT, Exh (2.75/69.85mm)	793929
10.	3.701	MUFFLER (1984)	14083795
	3.701	MUFFLER (1985-87)	15537759
11.	3.708	CLAMP KIT, Exh (60.32mm/2.375)	15595206
12.	3.705	PIPE, Muff Tail RH	14045008
13.	3.704	SUPPORT ASM, Muff & Tail Pipe Rr-Rt	14034504
14.	3.708	STRAP, Tail Pipe Lwr (2.25") (1984)	467598
	3.708	STRAP, Tail Pipe Lwr (2.25") (1985-87)	341160
15.	3.704	SUPPORT ASM, Muff & Tail Pipe Frl-LH	14022637
16.	3.704	SUPPORT ASM, Muff & Tail Pipe Rr-LH	14034503
17.	3.705	PIPE, Muff Tail-LH	14029958
18.	3.616	SUPPORT ASM, Exh Pipe-LH	14034501
19.	3.609	PIPE, Exh Rr-LH	14045525

NOTES

BLANK-08

GROUP 4.000

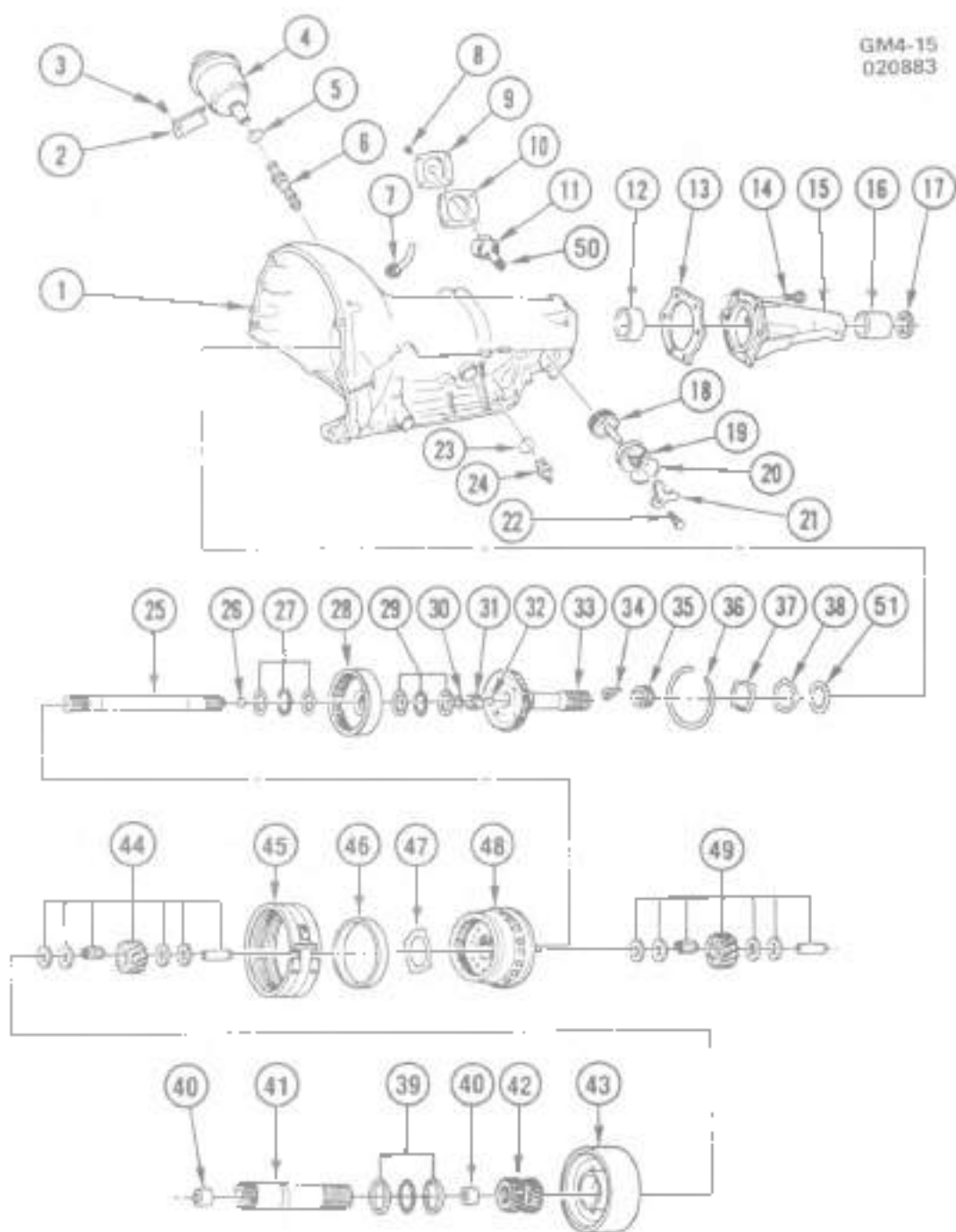
ILLUSTRATION INDEX

TITLE	PAGE
1984-87 "D1.3" THM400 A.T. CASE & PLANET CARRIER PARTS (M40)	4-2
1984-87 "D1.3" THM400 A.T. PUMP, FORWARD & DIRECT CLUTCH PARTS (M40)	4-4
1984-87 "D1.3" THM400 A.T. FRONT & REAR SERVOS (M40)	4-6
1984-87 "D1.3" THM400 A.T. CONTROL VALVE (M40)	4-8
1984-87 "D1.3" THM400 A.T. PARK LOCK LINKAGE (M40)	4-9
1984-87 "D1.3" SHIFT CONTROLS/TRANSMISSION	4-10
1984-87 "D1.3" TRANSFER CASE (NEW PROCESS 208)	4-12
1984-87 "D1.3" SHIFT CONTROLS/TRANSFER CASE (NEW PROCESS 208)	4-14
1984-87 "D3" TRANSFER CASE (NEW PROCESS 205)	4-16
1984-87 "D3" SHIFT CONTROLS/TRANSFER CASE (NEW PROCESS 205)	4-18
1984-87 "D1.3" TRANSFER CASE ADAPTERS, VENTING & SKID PLATE	4-19
1984-87 "D1.3" BRAKE SYSTEM/PARKING	4-20
1984-87 "D1.3" BRAKE PEDAL & MASTER CYLINDER MOUNTING	4-22
1984-87 "D3" BRAKE/HEIGHT SENSING & PROPORTIONAL VALVE	4-23
1984-87 "D1.3" BRAKE MASTER CYLINDER	4-24
1984-87 "D1.3" BRAKE HYDRAULIC BOOSTER	4-25
1984-87 "D1" BRAKE CALIPER/FRONT DISC (DELCO)	4-26
1984-87 "D3" BRAKE CALIPER/FRONT DISC (BENDIX)	4-27



NOTES

BLANK 09



GM4 15.9

1984-87 "D1,3" THM400 A.T. CASE & PLANET CARRIER PARTS (M40)

1984-87 "D1,3" THM400 A.T. CASE & PLANET CARRIER PARTS (M40)

1.	4.103	CASE, Trans	8627996
2.	4.206	RETAINER, Vac Modulator	8627660
3.	8.900	BOLT, Retainer to Case (5/16-18 x 5-8")	
4.	4.205	MODULATOR, W/D-Ring	359917
5.	4.205	SEAL, O-Ring (674 x .103 thk)(4.338)(1.2)	6264903
6.	4.205	VALVE, Vac Modulator	8623983
7.	4.104	PIPE, Trans Vent	8633408
8.	8.900	BOLT, Governor Cover to Case (5/16-18 x 5-8")	
9.	4.266	COVER, Governor	8623262
10.	4.266	GASKET, Governor Cover (1.2)	8623263
11.	4.266	GOVERNOR	8629227
12.	4.104	BUSHING, Trans Case	8623941
13.	4.318	GASKET, Case Extension to Case (1.2,4)	
14.	8.900	BOLT, Extension to Case (3/8-16 x 1") (1.4)	
15.	4.317	EXTENSION, Case (1.4)	
16.	4.319	BUSHING, Case Extension (1.4)	
17.	4.318	SEAL, Case Extension (1.2,4)	
18.	4.337	GEAR, Speedo Drive (1.4)	
19.	4.338	SLEEVE, Speedo Drive Gear (1.4)	
20.	4.338	SEAL, Speedo Gear Sleeve to Case (1.4)	
21.	4.338	RETAINER, Speedo Drive Gear Sleeve (1.4)	
22.	8.900	BOLT, Ret to Case (1.4)	
23.	4.115	SEAL, O-Ring (674 x .103 thk)(4.338)(1.2)	6264903
24.	4.285	CONNECTOR, Solenoid Valve	8629503
25.	4.172	SHAFT, Trans Main	8626736
26.	4.172	PLUG, Mainshaft (.34" Dia) (1.4)	
27.	4.159	BEARING, W/Race, Sun Gear to Int Gear	8623921
28.	4.187	GEAR, Rear Internal Mainshaft	8623202
29.	4.187	BEARING, Rear Internal Gear to Output Shaft W/Race	8623922
30.	4.172	RING, Mainshaft Herring Snap (1.3)	8625221
31.	4.176	BUSHING, Output Shaft	8653986
32.	4.172	PLUG, Output Shaft (.34" Dia) (1.4)	
33.	4.175	SHAFT, Output W/Plug	8633059
34.	4.345	CLIP, Speedo Drive Gear (1.4)	
35.	4.343	GEAR, Speedo Drive (1.4)	
36.	4.176	RING, Output Shaft to Frt Internal Gear Snap	8626173
37.	4.176	WASHER, Output Shaft to Case Thrust (3.28" O.O.)	8626372
38.	4.176	WASHER, Output Shaft to Case (.074-.076)	8625401
	4.176	WASHER, Output Shaft to Case (.082-.086)	8625402
	4.176	WASHER, Output Shaft to Case (.090-.094)	8625403
	4.176	WASHER, Output Shaft to Case (.098-.102)	8625404
	4.176	WASHER, Output Shaft to Case (.106-.110)	8625405
	4.176	WASHER, Output Shaft to Case (.114-.118)	8625406
39.	4.159	BEARING, Center Support to Sun Gear Thrust W/Race	8623920
40.	4.161	BUSHING, Sun Gear Shaft (Also Part of #41)	8623944
41.	4.161	SHAFT, Sun Gear W/Bushing	8626809
42.	4.159	GEAR, Sun	8626807
43.	4.176	CARRIER, Fraction W/Bearing	8627893
44.	4.176	PINION KIT, Reaction Carrier	8625913
45.	4.251	BAND, Rear Brake	8633257
46.	4.176	RING, From Internal Gear	8628112
47.	4.176	WASHER, Output Carrier to Reaction Carrier	8626372
48.	4.176	CARRIER, Output (Complete)	8655069
49.	4.176	PINION KIT, Output Carrier	8626913
50.	4.258	GEAR, Governor Drive (Includes Pins)	8623924
51.	4.318	SEAL, Output Shaft O-Ring (1.2,4)	

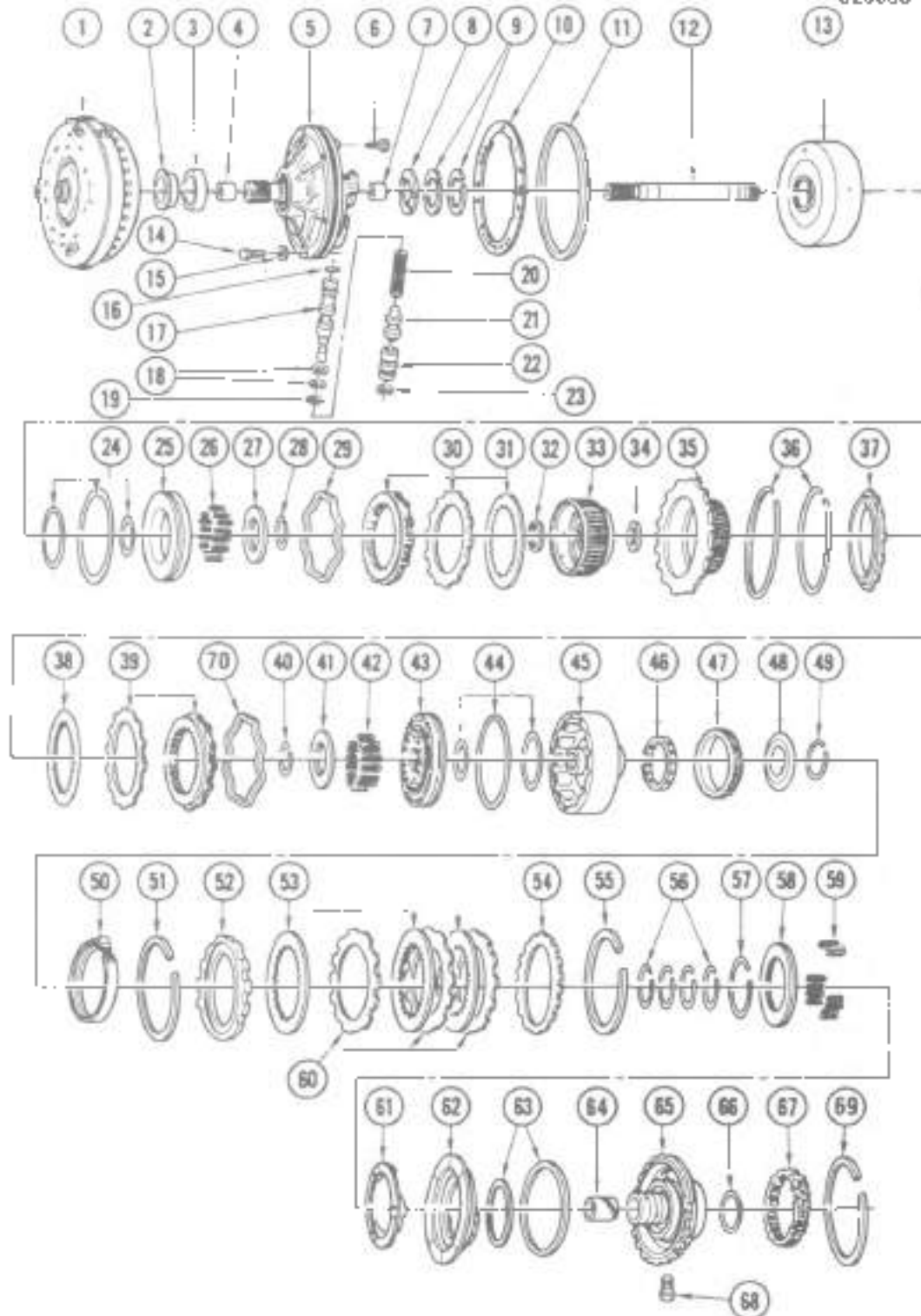
NOTE 1 Part of GASKET KIT 8625905 Group 4.005

NOTE 2 Part of OVERHAUL KIT 8626984 Group 4.005

NOTE 3 Part of RING KIT 8623878 Group 4.005

NOTE 4 These parts are not part of the transmission assemblies for 4WD Vehicles

GM4-15
020863



GM4-15.9

1984-87 'D1,3' THM400 A.T. PUMP, FORWARD & DIRECT CLUTCH PARTS (M40)

1984-87 "D1,3" THM400 A.T. PUMP, FORWARD & DIRECT CLUTCH PARTS (M40)

1.	4.115	CONVERTER, Trans	8629917	29.	4.163	PLATE, Fwd Clu Drum Wave (CGU5 thk)	8623851
2.	4.226	SEAL, Oil Pump (1"2)	8626916	30.	4.163	PLATE, Fwd Clu Drum Flat	8623849
3.	4.226	BUSHING, Pump Body (Also Part of #5)	8623940	31.	4.163	PLATE, Fwd Clu Dr Fl Faced (CGU thk) (1"2)	8624198
4.	4.161	BUSHING, Oil Pump Stator Shl-Frt	8623944	32.	4.164	WASHER, Fwd Clu Hub to Fwd Clu Hsg Thr (Part of #13)	8624196
5.	4.224	BODY, Pump (Incls Grs & #3 Bshgl)	8625954	33.	4.164	HUB, Fwd Clu	8626717
	4.224	COVER, Pump	8625955	34.	4.164	WASHER, Fwd Clu Hub to Dir Clu Hub Thr	8624781
6.	8.900	BOLT, Pump Bdy to Cvr (5/16-18 x 1")		35.	4.164	HUB, Dir Clu Drvg	8626718
	8.900	BOLT, Pump Bdy to Cvr (5/16-18 x 1 1/2")		36.	4.164	RING, Fwd & Dir Clu Ret Snap	8623112
	4.226	BOLT, Pump Bdy to Cvr (5/16-18 x 1 3/4") (1984-86)	8626039	37.	4.163	PLATE, Dir Clu Bk	8623122
	8.900	BOLT, Hax (5/16-18 x 1.75) (1986-87)		38.	4.163	PLATE, Dir Clu Dr Fl (1"2)	8624198
7.	4.161	BUSHING, Oil Pump Stator Shl-Rr	8623944	39.	4.163	PLATE, Dir Clu Drvn Fl	8626197
8.	4.169	WASHER, Pump Cvr to Fwd Clu Hsg (.060-.064"-Yellow)	8623300	40.	4.164	RING, Ret to Clu Hsg	8623105
	4.169	WASHER, Pump Cvr to Fwd Clu Hsg (.071-.075"-Blue)	8623301	41.	4.164	RETAINER, Dir Clu Pstr Spr (1"3)	8623104
	4.169	WASHER, Pump Cvr to Fwd Clu Hsg (.082-.086"-Red)	8623302	42.	4.164	SPRING, Dir Clu Pstr Ret	8624101
	4.169	WASHER, Pump Cvr to Fwd Clu Hsg (.093-.097"-Brown)	8623303	43.	4.166	PISTON, Dir Clu (W/Apply Ring)	8627989
	4.169	WASHER, Pump Cvr to Fwd Clu Hsg (.104-.108"-Green)	8623304	44.	4.166	SEAL KIT, Dir Clu Pstr (1"2)	8623917
	4.169	WASHER, Pump Cvr to Fwd Clu Hsg (.115-.119"-Black)	8623305	45.	4.169	HOUSING, Dir Clu Cam	8627387
	4.169	WASHER, Pump Cvr to Fwd Clu Hsg (.126-.130"-Purple)	8623306	46.	4.167	ROLLER, Inter Clu	8626814
9.	4.226	RING, Frt Pump to Fwd Clu (1"2)	8626356	47.	4.168	RACE, Inter Clu Orr	8629487
10.	4.226	GASKET, Pump to Case (1.2)	8623978	48.	4.167	RETAINER, Inter Clu	8627334
11.	4.226	SEAL, Pump to Case (1.2)	8626309	49.	4.167	RING, Inter Clu Ret to Dir Clu Hsg Snap (1"3)	8623120
12.	4.123	SHAFT, Turbine	8624772	50.	4.251	BAND, Frt	12300852
13.	4.169	HOUSING KIT, Fwd Clu	8624908	51.	4.164	RING, Inter Clu Ret Snap	8623149
14.	4.255	BOLT (5/16-18 x 1 13/32")	8627677	52.	4.163	PLATE, Inter Clu Bkg	8623152
15.	4.226	WASHER, Pump to Case Bolt (1.1, 2)	8626281	53.	4.163	PLATE, Inter Clu Drvg (Waved-Faced) (1"2)	8623151
16.	4.226	PIN, Press Reg Vlv to Pump	8623076	54.	4.163	PLATE, Inter Clu (Waved Steel)	8624199
17.	4.216	VALVE, Press Reg W/Plug	8639716	55.	4.162	RING, Ctr Supt To Case Snap	8623437
18.	4.216	SPACER, Press Reg Vlv	8623356	56.	4.226	RING, Ctr Supt Oil Seal (1"2)	8626356
19.	4.216	WASHER, Press Reg Vlv Spr Ret	8623039	57.	4.164	RING, Inter Clu Spr Ret to Supt Snap (1"3)	8623153
20.	4.216	SPRING, Press Reg Vlv	8625646	58.	4.164	RETAINER, Inter Clu Spr	8623146
21.	4.216	VALVE, Press Reg Boost (Incls 22 & 23)	8625902	59.	4.164	SPRING, Inter Clu Ret	8623145
22.	N 5.	BUSHING, Press Reg Boost Vlv (Part of 21)		60.	4.163	PLATE, Inter Clu (Flat)	8623150
23.	8.934	RING, Fat Ret Type TA (7/8")		61.	4.164	GUIDE, Inter Clu Spr (Part of #82)	8627385
24.	4.166	SEAL KIT, Fwd Clu Pstr (1"2)	8623917	62.	4.166	PISTON, Inter Clu	8626938
25.	4.166	PISTON, Fwd Clu	8627990	63.	4.165	SEAL KIT, Inter Clu Pstr (1"2)	8623918
26.	4.164	SPRING, Fwd Clu Pstr Ret	8624101	64.	4.162	BUSHING, Ctr Supt (Part of #65)	8623942
27.	4.164	RETAINER, Fwd Clu Pstr Spr	8623104	65.	4.162	SUPPORT, Ctr-W/Race	8625990
28.	4.164	RING, Ret to Clu Hsg (1"3)	8623105	66.	4.162	WASHER, Ctr Supt to Race Drum Thr	8624783

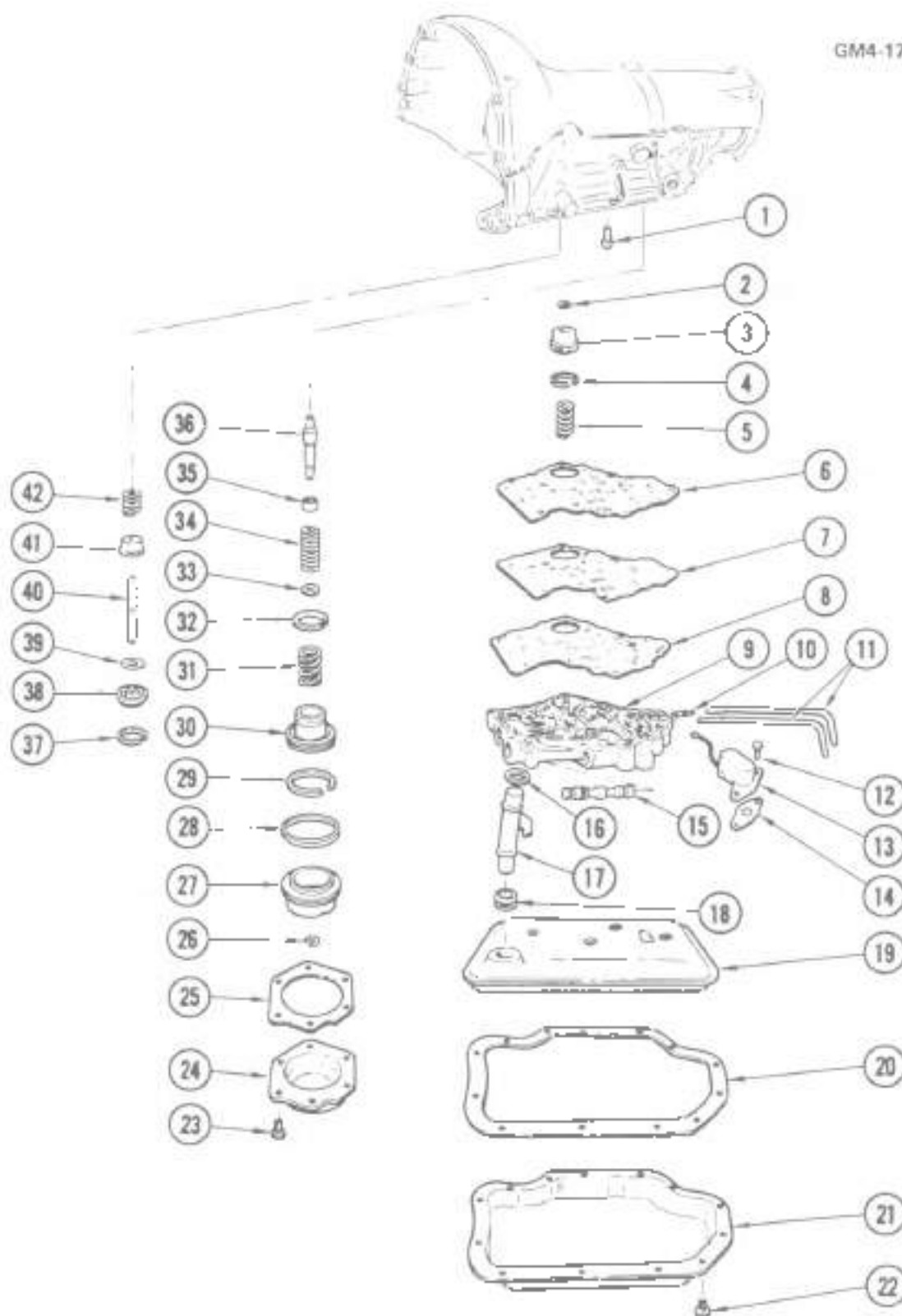
NOTE 1: Part of GASKET KIT 8625905 Group 4 005

NOTE 2: Part of OVERHAUL KIT 8626984 Group 4 005

NOTE 3: Part of RING KIT 8623879 Group 4 005

NOTE 4: These parts are not part of the transmission assemblies for 4WD vehicles

GM4-17



GM4 17 B

1984-87 'D1,3' THM400 A.T. FRONT & REAR SERVOS (M40)

1984-87 'D1.3' THM400 A.T. FRONT & REAR SERVOS (M40)

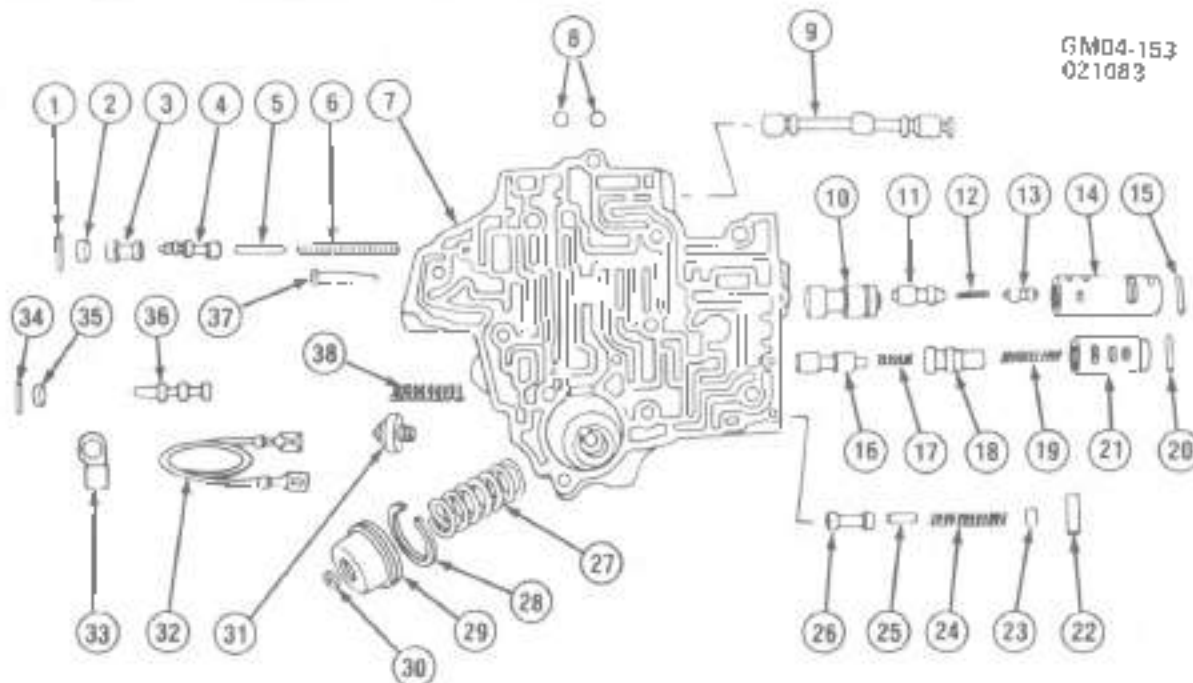
1	4.182	BOLT, Case to Center Support Locating	8624009
2	8.934	RING, Ext Ret Type TE (1/4") (#3)	
3	4.228	PISTON, Accumulator Front	8628080
4	4.229	RING, Accumulator Piston Oil Seal	8623653
5	4.233	SPRING, Accum Piston Front	8623654
6	4.285	GASKET, Case to Spacer (#1,2)	8623683
7	4.285	PLATE, Valve Body Spacer	8628798
8	4.285	GASKET, Valve Body to Spacer (#1,2)	8623681
9	4.285	VALVE, Trans Control	8633288
10	4.248	SCREEN, Governor Oil Pipe Hole	8627609
11	4.248	PIPE, Governor Oil	8623157
12	8.900	BOLT, Hex (1/4"-20 x 5/8")	
13	4.122	SOLENOID, Trans	8626874
14	4.285	GASKET, Solenoid Valve (#1,2)	8623741
15	4.285	VALVE, Trans Manual Control	8623592
16	4.197	SEAL, Intake Pipe Strainer (O* Ring) (#1,2)	1383961
17	4.197	PIPE, Intake to Strainer	8629526
18	4.197	GROMMET, Strainer to Pipe (Not used on Trucks)	
19	4.197	FILTER, Trans Oil	86259423
	4.197	SPACER, Trans Vlv Body to Filter (Not Illustrated)	8628623
20	8.800	SEALER, RTV	
21	4.195	PAN, Trans Oil	8665020
22	8.900	BOLT, Hex Hg Hd (5/16"-18 x 5/8")	
23	8.900	BOLT, Hex (5/16"-18 x 5/8")	
24	4.241	COVER, Rear Servo	8624138
25	4.241	GASKET, Rear Servo Cover (#1,2)	8623174
26	8.934	RING, Reint Ext Ret (5/16")	
27	4.241	PISTON, Servo Rear	8624138
28	4.242	SEAL, Rear Servo Piston (#1,2)	8623430
29	4.242	RING, Accumulator Piston Oil Seal Outer (Part of 30)	8627153
30	4.241	PISTON, Accumulator (Incls 29 & 32)	8626902
31	4.248	SPRING, Rear Accumulator	8624258
32	4.242	RING, Accumulator Piston Oil Seal Inner (Part of 30)	8623671
33	4.241	WASHER, Rear Servo Piston	8623744
34	4.248	SPRING, Rear Servo	8623688
35	4.248	RETAINER, Rear Servo Piston Spring	8623884
36	4.241	PIN, Rear Servo Band Apply (1 Ring, 3 5/16" O.L.)	8624139
	4.241	PIN, Rear Servo Band Apply (2 Rings, 3 3/16" O.L.)	8624140
	4.241	PIN, Rear Servo Band Apply (3 Rings, 3 7/16" O.L.)	8624141
37	4.228	RING, Front Servo Piston Oil Seal	8623131
38	4.228	PISTON, Front Servo	8628878
39	4.228	RING, Front Servo Retainer Snap	8628884
40	4.228	PIN, Front Servo Piston	8628879
41	4.233	RETAINER, Front Servo Piston Spring	8628881
42	4.233	SPRING, Front Servo Piston	8623489

NOTE 1 Part of GASKET KIT 8625905 Group 4 005

NOTE 2 Part of OVERHAUL KIT 8626884 Group 4 005

NOTE 3 Part of RING KIT 8623978 Group 4 005

GM04-153
021083

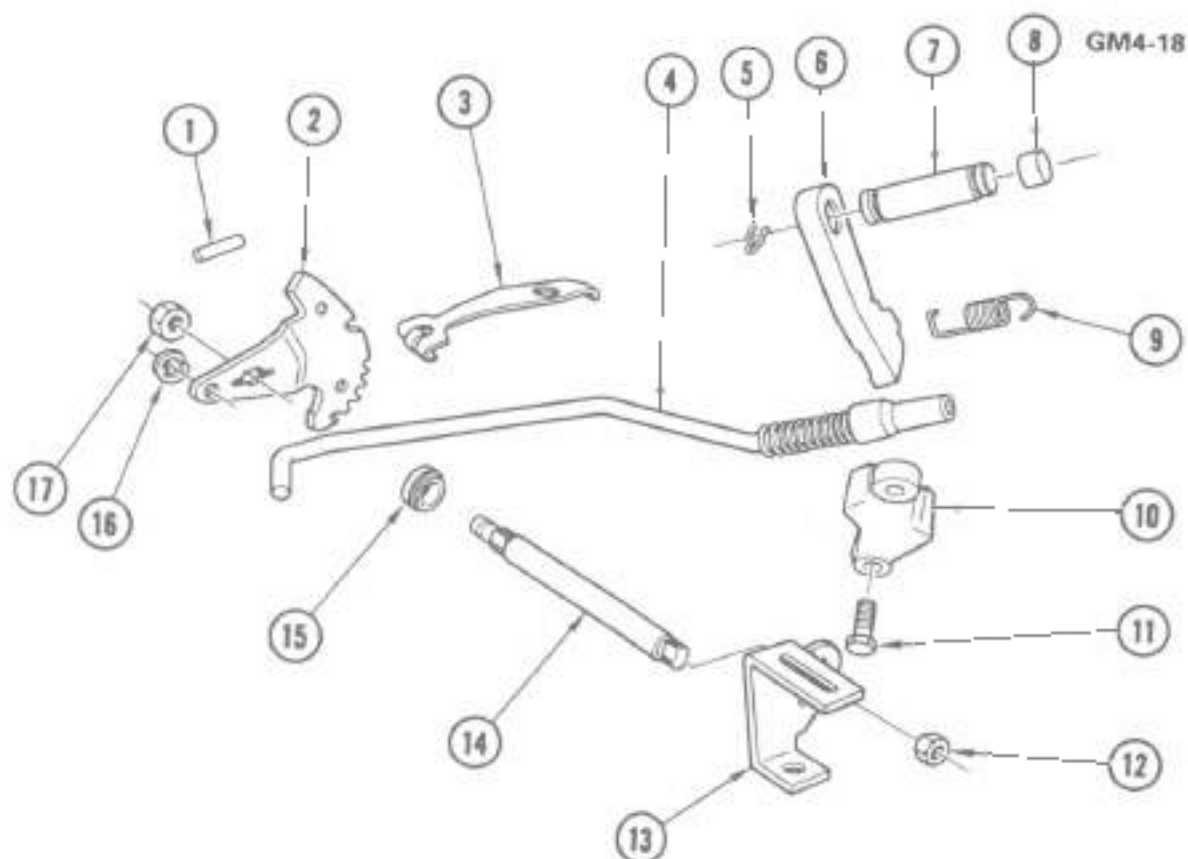


GM04 153.9

1984-87 "D1,3" THM400 A.T. CONTROL VALVE (M40)

1	4.285	PIN, Spring	8824482
2	4.285	PLUG, Valve Bore (50 O D)	8823295
3	N.S.	VALVE, Detent	
4	N.S.	VALVE, Detent Regulator	
5	4.285	PIN, Detent Regulator Valve Spacer	8823507
6	N.S.	SPRING, Detent Regulator	
7	N.S.	BODY, Valve	
8	4.285	BALL (8.3 mm)(4.216)	147485
9	4.285	VALVE, Manual	8823592
10	N.S.	VALVE, 1-2 Shift	
11	N.S.	VALVE, 1-2 Detent	
12	N.S.	SPRING, 1-2 Regulator Valve	
13	N.S.	VALVE, 1-2 Regulator	
14	N.S.	BUSHING, 1-2 Modulator Valve	
15	4.285	PIN, Spring	8824482
16	N.S.	VALVE, 2-3 Shift	
17	N.S.	SPRING, 3-2 Intermediate	
18	N.S.	VALVE, 2-3 Modulator	
19	N.S.	SPRING, 2-3 Shift Valve	
20	4.285	PIN, Straight (12 Dia x 1.32)	8823078
21	N.S.	BUSHING, 2-3 Modulator Valve	
22	4.285	PIN, Straight (12 Dia x .82)	8822046
23	4.285	PLUG, Valve Bore (4.37 O D)	8823298
24	N.S.	SPRING, 3-2 Valve	
25	4.285	PIN, 3-2 Valve Spacer	8825324
26	N.S.	VALVE, 3-2	
27	4.233	SPRING, Front Accumulator Piston	8823654
28	4.229	RING, Front Accumulator Oil Seal	8823653
29	4.228	PISTON, Front Accumulator	8829080
30	8.934	RING, Flat Ret Type TF (1/4")	
31	4.075	SWITCH, Pressure or Trans Spark Com (Not Used)	
32	4.075	WIRE, Lead (Not used)	
33	4.285	CLIP, Elec Wire (Not used)	
34	4.285	PIN, Valve Body Plug Retainer (Grooved)	8825544
35	4.285	PLUG, Valve Bore (56 O D)	8825546
36	N.S.	VALVE, 1-2 Accumulator	
37	4.248	SCREEN, Governor	8827509
38	N.S.	SPRING, 1-2 Accumulator Valve Primary	

All details above are part of the CONTROL VALVE ASSEMBLY group 4.285



GM4-18.9

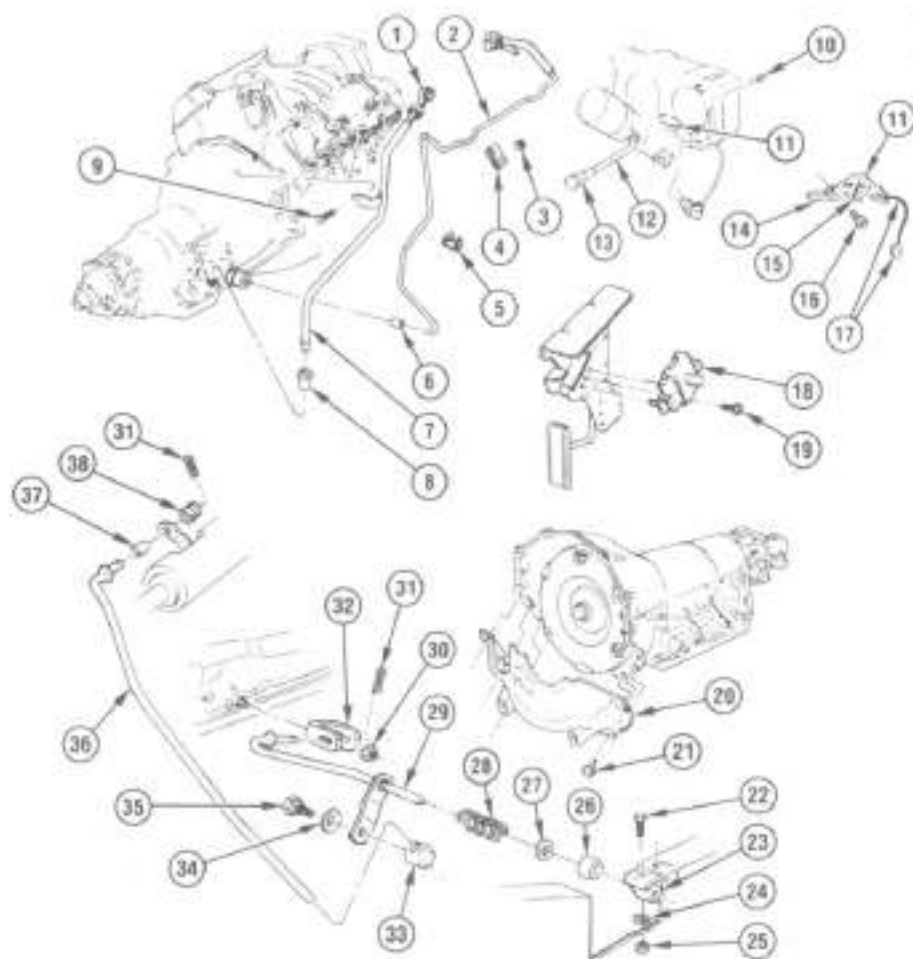
1984-87 "D1,3" THM400 A.T. PARK LOCK LINKAGE (M40)

1.	4.268	PIN, Manual Shift to Case	8623232
2.	4.279	LEVER, Prk Lock Inside Detent-W/Pin	8624338
3.	4.293	ROLLER, Parking Lock Manual Detent	8625773
4.	4.290	ACTUATOR, Parking Lock	8624081
5.	8.934	RETAINER, Spring (1/4")	
6.	4.294	PAWL, Parking Lock	8633060
7.	4.294	SHAFT, Parking Lock Pawl-W/Plug	8624876
8.	4.294	PLUG, Prk Lk Pawl Shaft (38" Dia)(Part of #7)(1,2)	8620318
9.	4.295	SPRING, Parking Lock Pawl Return	8623041
10.	4.290	BRACKET, Parking Lock	8624112
11.	8.900	BOLT, Hex (5/16"-18 x 5/8")	
12.	8.915	NUT, Hex (M10 x 1.5)	
13.	4.045	LEVER, Range Selector-Outer	9795470
14.	4.275	SHAFT, Range Selector Manual	8626979
15.	4.282	SEAL, Range Selector Manual Shaft (1.2)	8657163
16.	8.934	RING, Bowad Ext Rot (1/4")	
17.	4.265	NUT, Lever to Shaft (3/8"-24)	3978091

NOTE 1: Part of GASKET KIT 8625805 Group 4.005.

NOTE 2: Part of OVERHAUL KIT 8628984 Group 4.005

NOTE 3: Part of RING KIT 8623978 Group 4.005



TD04-097
012084

TD04-097

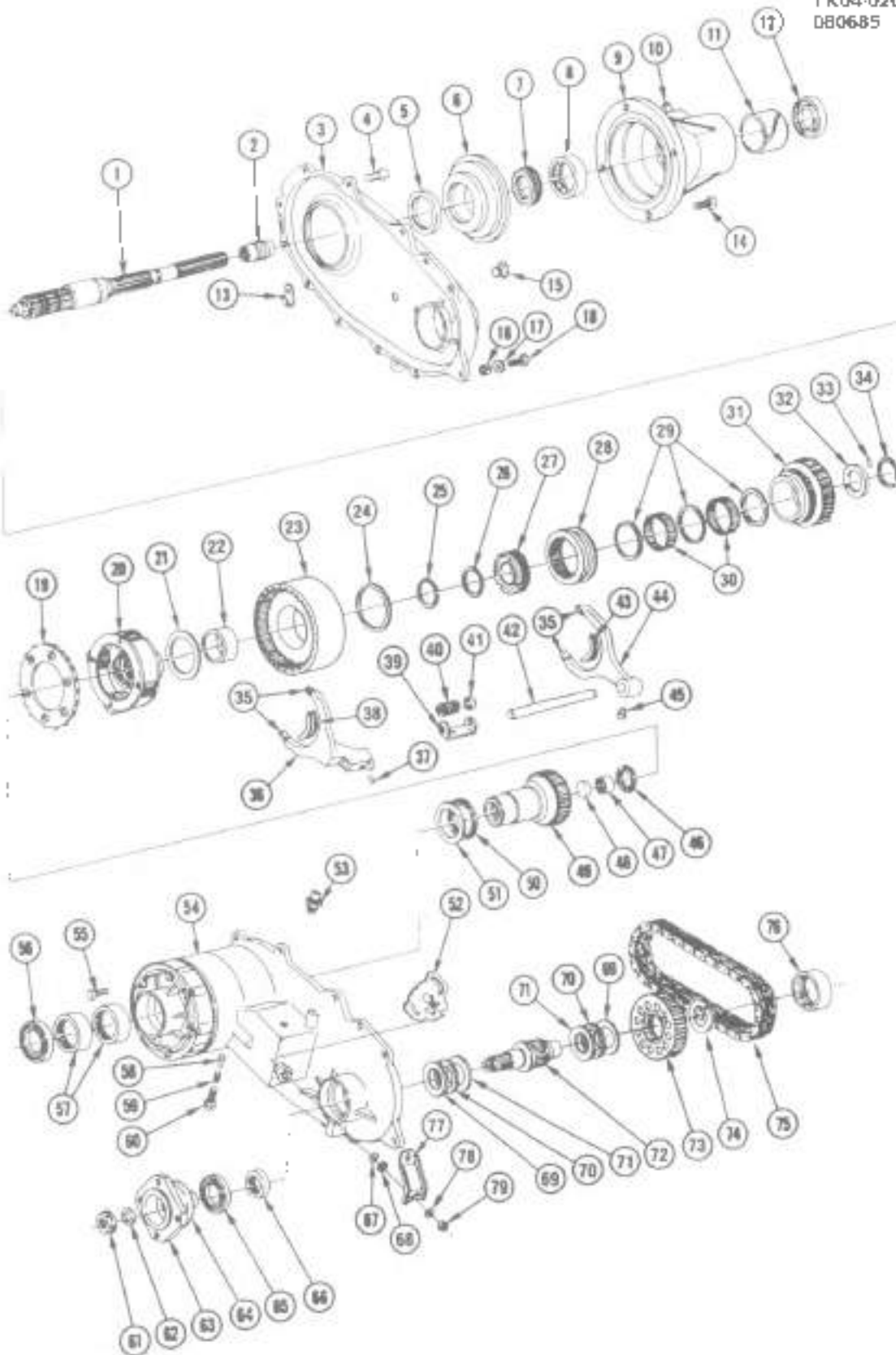
1984-87 "D1,3" SHIFT CONTROLS/TRANSMISSION

1.	4.133	INDICATOR, W/Cap, Trans Oil Lvl	334632	20.	0.679	COVER, Trans Convi (1984- 88)	14036187
2.	8.984	TUBING, Steel (1/4" OD Bulk)			0.679	COVER, Trans Convi (1987)	16522022
3.	8.916	NUT, Hex (M8-1.25)		21.	8.900	BOLT, Lrg Flg Hd (M10-1.5 x 30)	
4.	8.948	CLAMP, Clsd Loop Cush (8.3mm tubing)		22.	8.900	BOLT, Hex (5/16"-18 3/4")	
5.	8.950	CLAMP, Loop Cush (25.4mm ID)		23.	4.040	BRACKET, Trans Range Sel	6271388
6.	8.962	HOSE, Fuel & Oil (7/32" ID Bulk)		24.	8.931	WASHER, Spr Lk (5/16")	
7.	4.133	TUBE, Trans Oil Fill	14045642	25.	8.915	NUT, Hex (5/16"-18)	
8.	4.193	SEAL, Oil Fill Tube	1259475	26.	4.042	BUSHING, Trans Cont Eqlzr Shf	1377063
9.	8.900	BOLT, Hex (3/8"-16 x 1 1/4")		27.	8.929	WASHER, Fl (7/16" ID 3/4" OD)	
10.	8.940	PIN, Spl Serrated (15/64" x 1 1/4")	3793014	28.	4.042	SPRING, Range Sel Eqlzr Lvr (1984)	1380549
11.	4.020	INDICATOR ASM, Shift (Incl #14, 15, 17)	25078571		4.042	SPRING, Range Sel Eqlzr Lvr (1985-87)	16538092
12.	4.008	LEVER, Cont (1984)	14034728	29.	4.040	SHAFT, Range Sel Lvr Eqlzr	6271394
	4.008	LEVER, Cont (1985-87) (Incl Insulator & Knob)	14081915	30.	8.915	NUT, Hex (M10-1.5)	
	4.008	INSULATOR, Cont Lvr Piv Pin	1504854	31.	8.934	RETAINER, Tpye B Spring (3/8" Shf)	
13.	4.008	KNOB, Trans Cont Lvr	14049351	32.	4.048	LEVER, Trans Range Sel Shf	9795470
14.	4.022	SPRING, Shift Ind	8985418	33.	4.037	SWIVEL, Trans Cont Rod	1385807
15.	4.020	POINTER, Shift Ind	25023541	34.	8.928	WASHER, Spr (21/64" ID 1 1/16" OD)	334633
16.	8.977	SCREW, Hex Ws Hd (M4 2-1 41 x 13)		35.	4.037	SCREW, Cont Rod Swivel	1381477
17.	4.020	CABLE, W/Clip, Shift Ind	25078578	36.	4.038	ROD, Trans Range Sel	6271387
18.	4.057	SWITCH, Trans Detent	1242101	37.	4.037	SLEEVE KIT, W/Bush, Cont Rod	1394293
19.	8.977	SCREW, Hex Ws Hd (M6 3-1 81 x 13)		38.	4.037	GRIMMET, Hange Sel Rod	6271391

NOTES

BLANK-10

TK04-020
DB0685



TK04 020.9

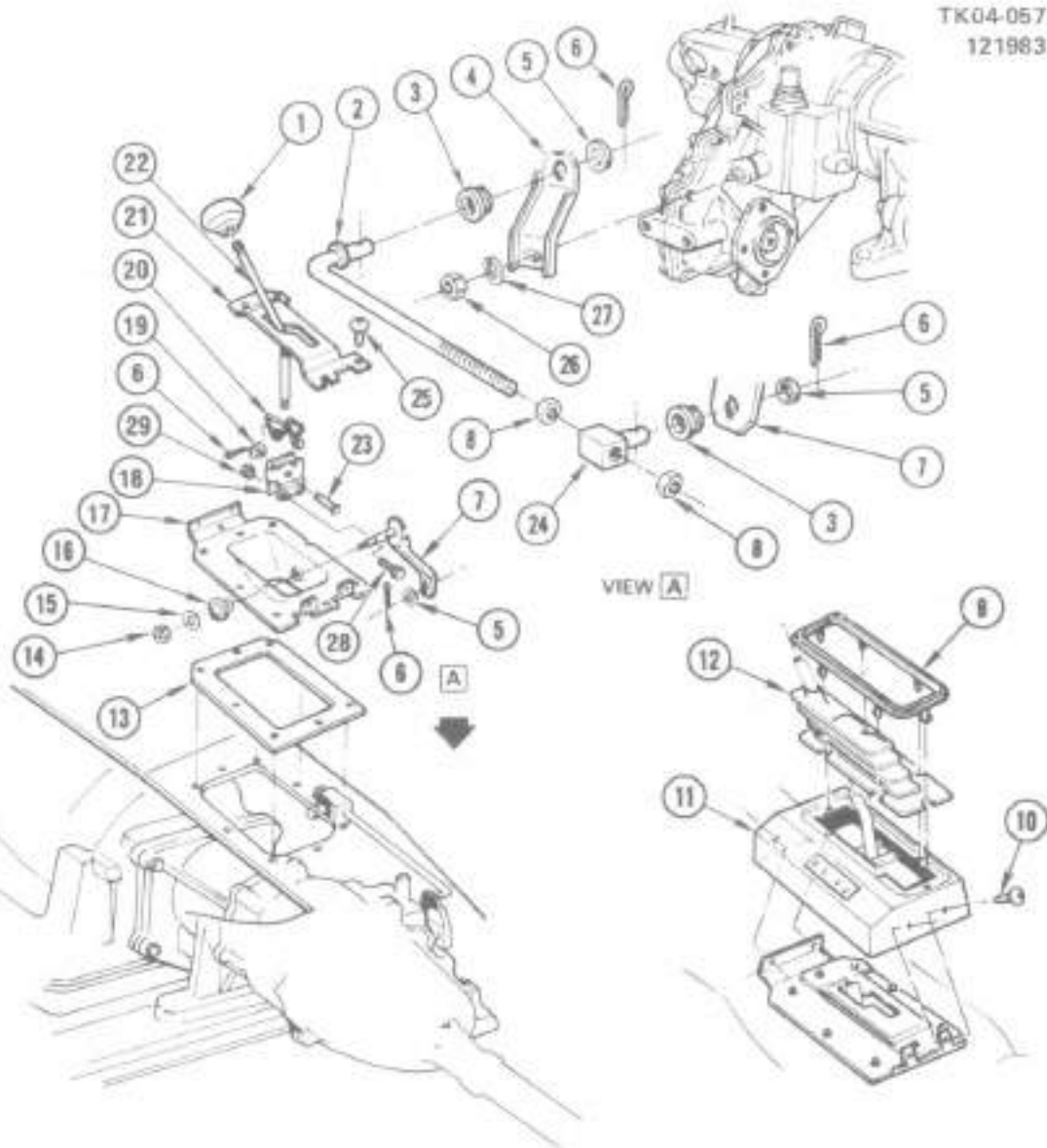
1984-87 "D1.3" TRANSFER CASE [NEW PROCESS 208]

1984-87 'D1,3' TRANSFER CASE (NEW PROCESS 208)

1.	4.530	SHAFT, Main Drive	15594195	39	4.555	RETAINER, Mode Fork & Spring	14037952
2.	4.343	GEAR, Speedo Drive (15 Teeth) (Gray)	14037997	40	4.555	SPRING, Mode Fork Shifter	14037988
3.	4.510	HOUSING (Rear Half) (Incls #76)	14037983	41	4.555	CUP, Mode Fork Spring	14037987
	4.198	MAGNET, Chip Collector	3787240	42	4.555	SHAFT, Shifter Fork	14037989
4.	8.900	BOLT, Hex (M10 x 1.5 x 27) (4 Req'd)		43	4.555	PAD, Mode Fork Center	14037985
5.	4.512	SEAL, Oil Pump Hsg Sea	14095611	44	4.555	FORK, Mode (Incls #35, 43 & 45)	14037983
6.	4.512	HOUSING, Oil Pump (Incls #5)	14075205	45	4.555	PIN, Mode Fork Shifter	14037984
7.	4.530	GEAR, Diff Oil Pump	378176	46	4.520	BEARING, Input Drive Gear Thrust	9424093
8.	4.520	BEARING, Main Shaft	9411324	47	4.520	BEARING, Input Drive Gear Pilot	9421004
9.	4.530	EXTENSION, Main Shaft (Incls #11)	14037990	48	4.520	PLUG, Input Dr Gr (O.D. 34)	25613268
10	4.510	PIPE, Vent	14032995	49	4.535	GEAR, Input Drive	14037998
11	4.520	BUSHING, Main Shaft Ext	3978785	50	4.520	BEARING, Input Drive Gear Thrust	9439594
12	4.515	SEAL, Main Shaft Ext (4.318)	8855031	51	4.520	WASHER, Input Drive Gear Thrust	14071875
13	4.563	CLIP, Indicator Switch Wire	14037985	52	4.555	SECTOR, W/Shaft Range	14037957
14	8.900	BOLT, Hex (M10 x 1.5 x 27) (4 Req'd)		53	4.563	SWITCH, Indicator Line	14037985
15	4.510	PLUG, Oil Fill & Drain	14037987	54	4.510	HOUSING (Front Half) (Incls #56, 57, 58 & 68)	14037947
16	4.510	DOWEL, Alignment	14037948	55	4.555	BOLT, Low Range Lk. Plt (6 req'd)	14075308
17	4.510	WASHER, Hsg Alignment Dowel	14037984	56	4.515	SEAL, Input Drive Gear	14095609
18	8.900	BOLT, Hex (M10 x 1.5 x 35) (10.9)		57	4.520	BEARING, Input Drive Gear	9439593
19	4.555	PLATE, Low Range Lock	14037949	58	4.555	PLUNGER, Range Sector	14037956
20	4.532	CARRIER, W/Planet Gears	14071876	59	4.557	SPRING, Popper Screw	3967886
21	4.520	WASHER, Planet Gear Thrust	14095677	60	4.557	SCREW, Range Sector Popper	14095597
22	4.520	BUSHING, Annulus Gear Hub	14044937	61	4.530	NUT, Front Output Yoke	14037991
23	4.535	GEAR ASM, Planet Car Annulus	14095676	62	4.525	WASHER, Frt Outpt Yoke Seal (4.176)	6259149
24	4.520	WASHER, Annulus Gear Thrust	14095678	63	5.555	YOKE, Front Output (Incls #84)	14037992
25	4.525	RING, Annulus Gear Rat	336069	64	5.555	DEFLECTOR, Front Output Yoke	14037993
26	4.538	RING, Syn Rat	14037974	65	4.515	SEAL, Front Output Shaft	14095610
27	4.538	GEAR, Main Dr Mode Clu	14075210	66	4.520	BEARING, Front Output Shaft	189825
28	4.538	SLEEVE, Main Dr Mode Clu	14075211	67	4.555	SEAL, Range Sector Shaft Oil	14095598
29	4.535	SPACER, Sprocket Roller (3 Req'd)	14037978	68	4.555	RETAINER, Sector & Shaft	14037958
30	4.535	ROLLER, Sprocket (120 Req'd)	9434069	69	4.520	WASHER, Front Output Shaft Thrust Outer	14071882
31	4.535	SPROCKET, Chain Drive	14095623	70	4.520	BEARING, Front Output Shaft Thrust	9421006
32	4.535	WASHER, Dr Spkt Thrust (1st Des 1984) (1)	14075212	71	4.620	WASHER, Front Output Shaft Thrust Inner	9435055
	4.535	WASHER, Dr Spkt Thrust (2nd Des 1984-87) (1)	15594196	72	4.530	SHAFT, Front Output	14037979
33	8.938	PIN, Dowel Solid (1/4" x 1/2")		73	4.535	SPROCKET, Chain Drive	14037980
34	4.535	RING, Drive Sprocket Ret	14037978	74	4.535	RING, Driven Sprocket Ret	14037981
35	4.555	PAD, Fork End	14037968	75	4.535	CHAIN, Drive	14037982
36	4.555	FORK, Range (Incls #35, 37 & 38)	14095679	76	4.520	BEARING, Frt Outpt Shaft Pilot	189824
37	4.555	PIN, Range Fork Shift	14037961	77	4.570	LEVER, Cont Sel	14028126
38	4.555	PAD, Range Fork Center	14095680	78	8.929	WASHER, H (13/32" ID 13/16" OD 1/16" Thk)	
				79	8.917	NUT, Wa Insert Hex Lk (3/8" 24)	

NOTE 1 1st design has no slot on ID of Washer, 2nd design has a 1/8" x 5/16" slot on ID of Washer

TK04-057
121983



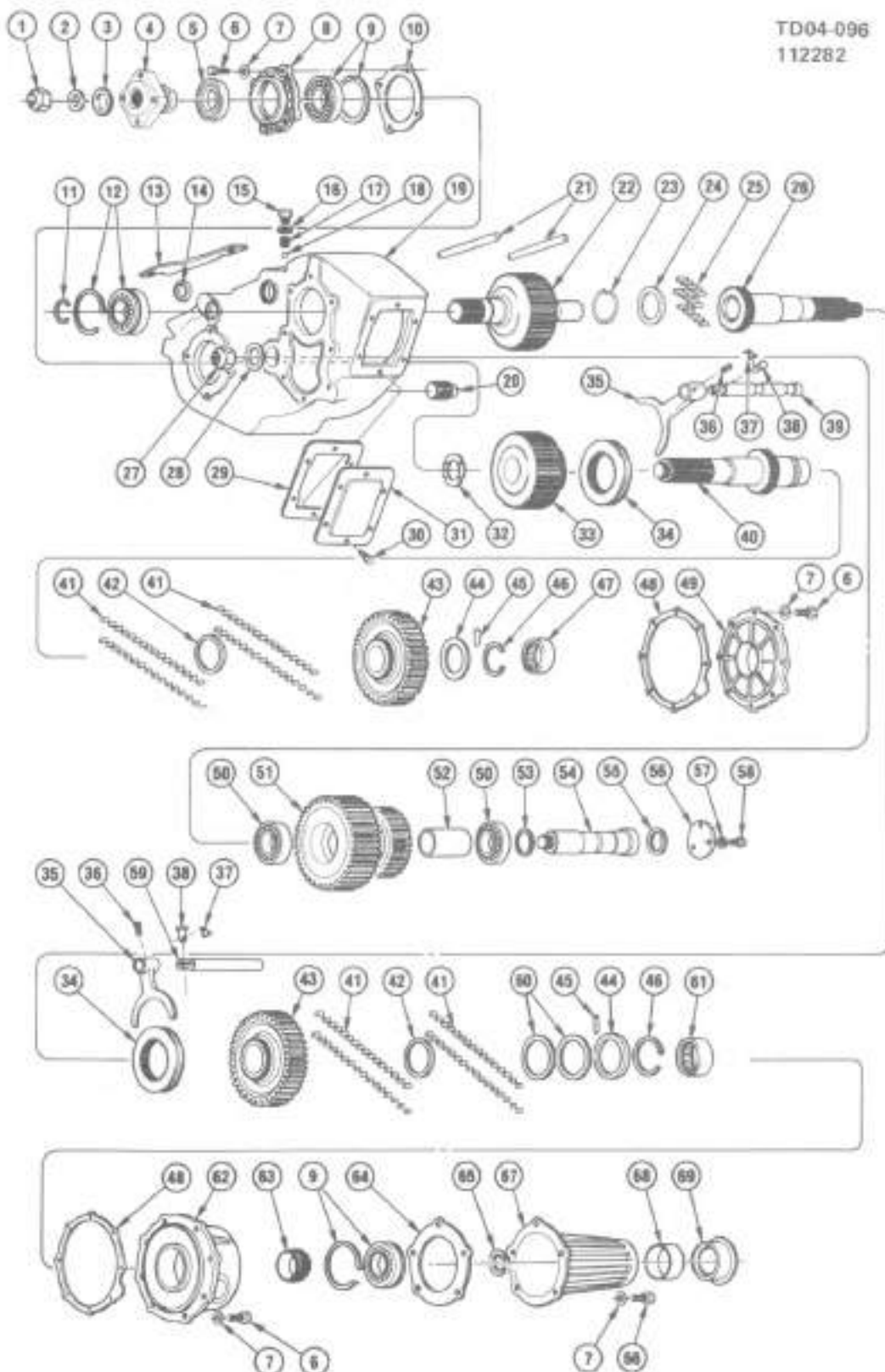
TK04-057 9

1984-87 "D1.3" SHIFT CONTROLS/TRANSFER CASE (NEW PROCESS 208)

1.	4.570	KNOB, Lever	15688609	17.	4.510	HOUSING, Cont Lvr	14071952
2.	4.560	ROD, Control	14029122	18.	4.555	FORK, Control	14029107
3.	4.570	GROMMET, Cont Rod (4.037)	1234418	19.	8.929	WASHER (1 1/32" ID 1 1/16" OD 1/16" Thk)	
4.	4.570	LEVER, Selector	14029126	20.	4.570	SPRING, Control Lever	14029108
5.	8.929	WASHER (25/64" ID 3/4" OD 1/32" Thk) (4.037)		21.	4.570	GUIDE, Control Lever	14045697
6.	8.938	PIN, Cotter (3/32" x 1")		22.	4.570	LEVER, Control (D1 All) (D3 W/Bucket Seats)	14045658
7.	4.570	LEVER, Actuator	14037889		4.570	LEVER, Control (D3 W/Bench Seat)	14063332
8.	4.570	NUT, Cont Rod Jam (4.037)	3841497	23.	4.570	PIN, Control Lever	14029111
9.	4.570	PLATE, Boot Trim	14029117	24.	4.560	SWIVEL, Control Rod	718368
10.	8.977	SCREW, Dual Hd C/R (M4 2 x 1 1/4 x 13)		25.	8.900	BOLT, Hex (1/4"-20 x 3/4")	
11.	4.570	BEZEL, Cont Lvr	14037893	26.	8.915	NUT, Hex Jam (3/8"-24)	
12.	4.570	BOOT, Control Lever	14029116	27.	8.931	WASHER, Lk (3/8")	
13.	4.570	SEAL, Control Lever	14071964	28.	4.670	BOLT, Cont Fork	14046504
14.	8.917	NUT, Hex Torq (5/16"-18)		29.	8.917	NUT, Prev Torq Hex Lk (1/4"-20)	
15.	4.037	WASHER, Cont Rod Lvr	466578				
16.	4.570	BUSHING, Cont Rod Lvr (4.032)	3992926				

NOTES

BLANK-11



TD04-096
112282

TD04-096

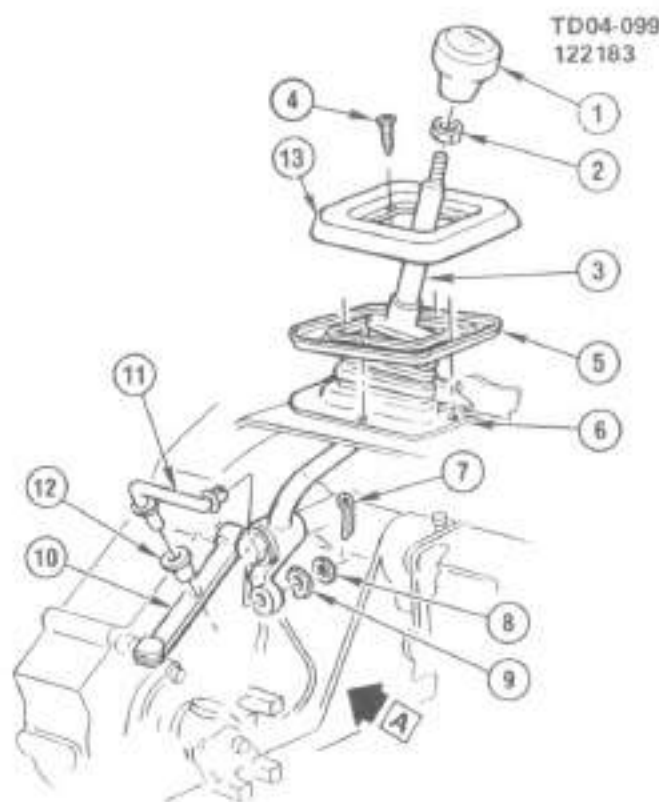
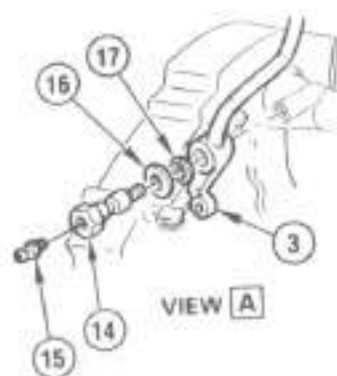
1984-87 'D3' TRANSFER CASE (NEW PROCESS 205)

1984-87 "D3" TRANSFER CASE (NEW PROCESS 205)

1.	8.917	NUT, Prev Torq (3/4"-16)		37.	4.580	CLIP, Shift Link Clevis Spring	14022210
2.	5.812	WASHER, Frt Dpt Yoke	2423517	38.	8.942	PIN, Clevis Shift Shf Link	
3.	4.525	WASHER, Frt Dpt Shf Flg				(5/16" x 15/16")	
		(Rubber)	14022212	39.	4.555	SHAFT, Frt Wheel Shift	14022221
4.	5.565	YOKER, Frt Dpt	460835	40.	4.530	SHAFT, Frt Dpt	471727
5.	4.515	SEAL, Frt Dpt Shf Brg Ret	465483	41.	4.520	ROLLER, Frt & Rr Dpt Shf	9419284
6.	8.900	BOLT, Hex (3/8"-16 x 1")		42.	4.525	SPACER, Frt & Rr Dpt Shf	
7.	8.932	WASHER, Ext Tooth Lk (3/8")				Gear Roller	3967883
8.	4.525	RETAINER ASM, Frt Dpt Shf		43.	4.535	GEAR, Frt & Rr Dpt Shf Low	3967882
		Brg (Incls #5)	465482	44.	4.525	WASHER, Frt & Rr Dpt Shf	
9.	4.520	BEARING ASM, W/Snap				Gear Thrust	3967877
		Ring, Frt & Rr Dpt Shf	908182	45.	8.939	PIN, Solid, Thrust Washer Ret	
10.	4.615	GASKET, Frt Dpt Shf Frt Brg				(1/8" x 17/64")	
		Ret	14037928	46.	4.525	RING, Frt & Rr Dpt Shf Gear	
11.	4.625	RING, Input Gr Brg Snap				Thrust Washer Ret	381118
		(See Catalog) (See Catalog)		47.	4.520	BEARING ASM, Roller, Frt	
12.	4.520	BEARING, W/Snap Ring Main				Dpt Shf Rear	9427115
		Dr Gear	9422715	48.	4.515	GASKET, Frt & Rr Dpt Shf	
13.	4.570	LINK, Shift Shaft	14088597			Rear Brg Ret	6259083
14.	4.515	SEAL, Shaft Oil	3979628	49.	4.525	RETAINER, Frt Dpt Shf Rr	
15.	4.570	PLUG, Poppet, Rr Wheel Shift				Brg (Incls Bearing #47)	3995881
		Shf	3975717	50.	4.520	BEARING ASM, Idler Gear	457449
	4.563	SWITCH, 4 Whl Dr Ind Lt		51.	4.535	GEAR, Case Idler	3967884
		(1984) ("2")	14024304	52.	4.520	SPACER, Idler Gear Brg	3967898
	4.563	SWITCH, 4 Whl Dr Ind Lt		53.	4.525	SHIM, Idler Gr Brg (Selective)	
		(1985-87) ("2")	15594176			(See Catalog)	
16.	4.557	GASKET, Poppet Plug	3967885	54.	4.530	SHAFT, Idler Gear	3975703
17.	4.557	SPRING, Poppet Plug	3967885	55.	4.515	GASKET, Idler Shf Cover	3975711
18.	8.899	BALL (5/16")		56.	4.510	COVER, Idler Shf	3975710
19.	4.510	CASE, Transfer ("1")	14037909	57.	8.932	WASHER, Ext Tooth Lk	
	4.196	MAGNET, Chip Collector	3787240			(5/16")	
20.	8.971	PLUG, Fill & Drain, Sq Hd		58.	8.900	BOLT, Hex (5/16"-18 x 3/4")	
		(1/2"-14)		59.	4.555	SHAFT, Rear Wheel Shift	6259153
21.	4.555	PLUNGER, Shift Hail Inlk	3975716	60.	4.540	WASHER, Rear Dpt Shf Gear	
22.	4.535	GEAR, Input Main Dr	15594158			Thrust	3967881
23.	4.525	RING, Pilot Roller Ret	471896	61.	4.520	BEARING, Rear Dpt Shf Ret	9428004
24.	4.540	WASHER, Rr Dpt Shf Rlr		62.	4.525	RETAINER ASM, Rear Dpt	
		Thrust	3987895			Shf Brg (Incls #81)	474071
25.	4.520	ROLLER, Rear Dpt Shf Pilot	9431705	63.	4.343	GEAR, Speedo Drive (Plastic)	6273992
26.	4.530	SHAFT ASM, Rear Dpt	14022216	64.	4.515	GASKET, Oil Seal Ret	3979453
27.	4.530	NUT, Idler Shf (5.595)	3967888	65.	4.525	RING, Dpt Shf Brg Ret	
28.	4.530	WASHER, Idler Shf (5.595)	3967887			(Selective) (See Catalog)	
29.	4.439	GASKET, Power Take Off Cvr	6273214	66.	8.900	BOLT, Hex (3/8"-16 x 7/8")	
30.	8.900	BOLT, Hex (3/8"-16 x 5/8")		67.	4.530	EXTENSION ASM, Rear Dpt	
31.	4.439	COVER, Power Take Off	6273213			Shf (Incls Bushing #68)	14022213
32.	4.520	WASHER, Frt Dpt Shf to Brg	3979450	68.	4.520	BUSHING, Rear Dpt Shf Ext	
33.	4.535	GEAR, Frt Dpt Shf Frt	3975705			(4.319)	3978765
34.	4.535	HUB, Clutch	3987879	69.	4.515	SEAL, Rear Dpt Shf Ext Oil	
35.	4.555	FORK, Shifter Shf	3975715			(4.318)	6855031
36.	8.939	PIN, Coiled Spring Shift Head					
		(7/32" x 1 1/8")					

NOTE 1: Partial Transfer Cases include Fill & Drain Plugs #20, and Shift Shaft Oil Seal #14. For complete Case Assembly replacement part numbers see Catalog Group 4.505

NOTE 2: Used in Front Wheel Shift Shift Poppet Plug position

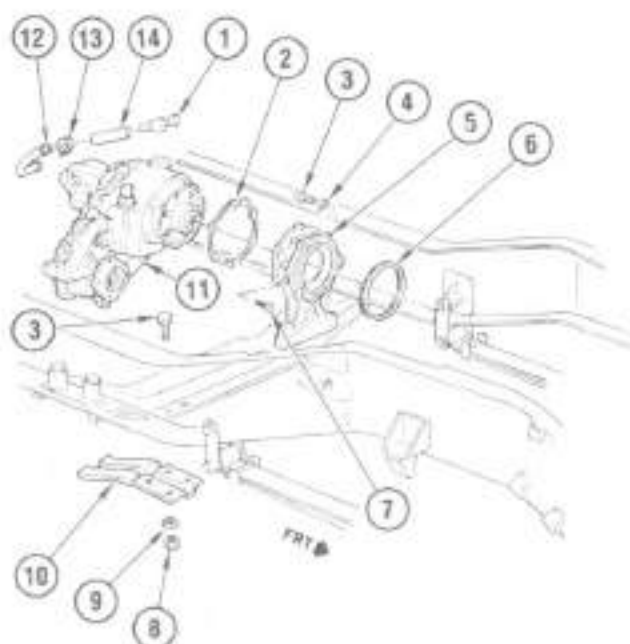


TD04-099

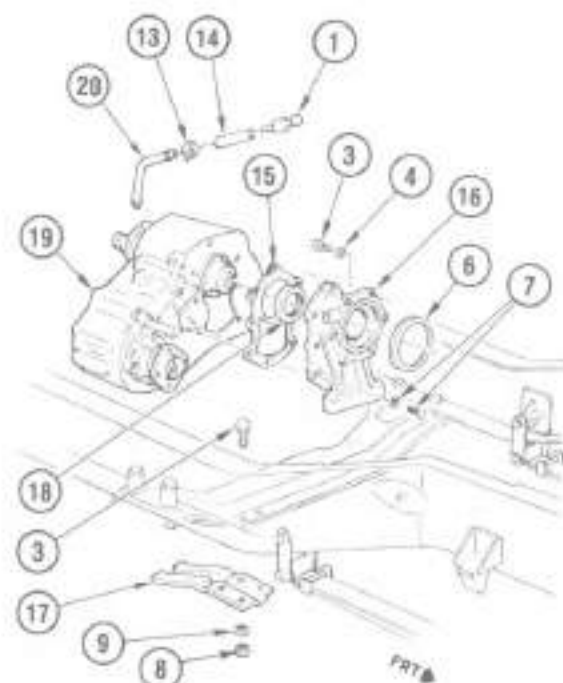
1984-87 "D3" SHIFT CONTROLS/TRANSFER CASE (NEW PROCESS 205)

1.	4.570	KNOB, Cont Lvr	15588504
2.	4.570	NUT, Cont Lvr Knob (4 037)	3841497
3.	4.570	LEVER, Cont (1984)	14055631
	4.570	LEVER, Cont (1985-87)	15548975
4.	8 977	SCREW, Oval Hd C/R (#10-16 x 1")	
6.	N.S.	RETAINER, Cont Lvr Boot (Part of #6)	
8.	4.570	BOOT, Cont Lvr (Incls Item 5)	14071955
7.	8 938	PIN, Cotter (3/32" x 1")	
8.	8 929	WASHER, Flat (13/32" ID 13/16" OD 1/6" Thk)	
9.	8 928	WASHER, Arched Spring (25/64" ID 15/16" OD)	
10.	4.570	LINK, Shift Shift	14089597
11.	4.580	ROD, Sel	14054220
12.	4.570	GROMMET, Sel Rod	14049566
13.	5.812	WASHER	2423517
14.	4.570	BOLT, Cont Lvr	14009313
15.	8.984	FITTING, Hub Straight (1/4"-28 x 1/2")	
16.	5.812	WASHER	2423517
17.	4.570	PLATE, Cont Lvr Boot Trim	14032789

TD04-093
010484



NP208

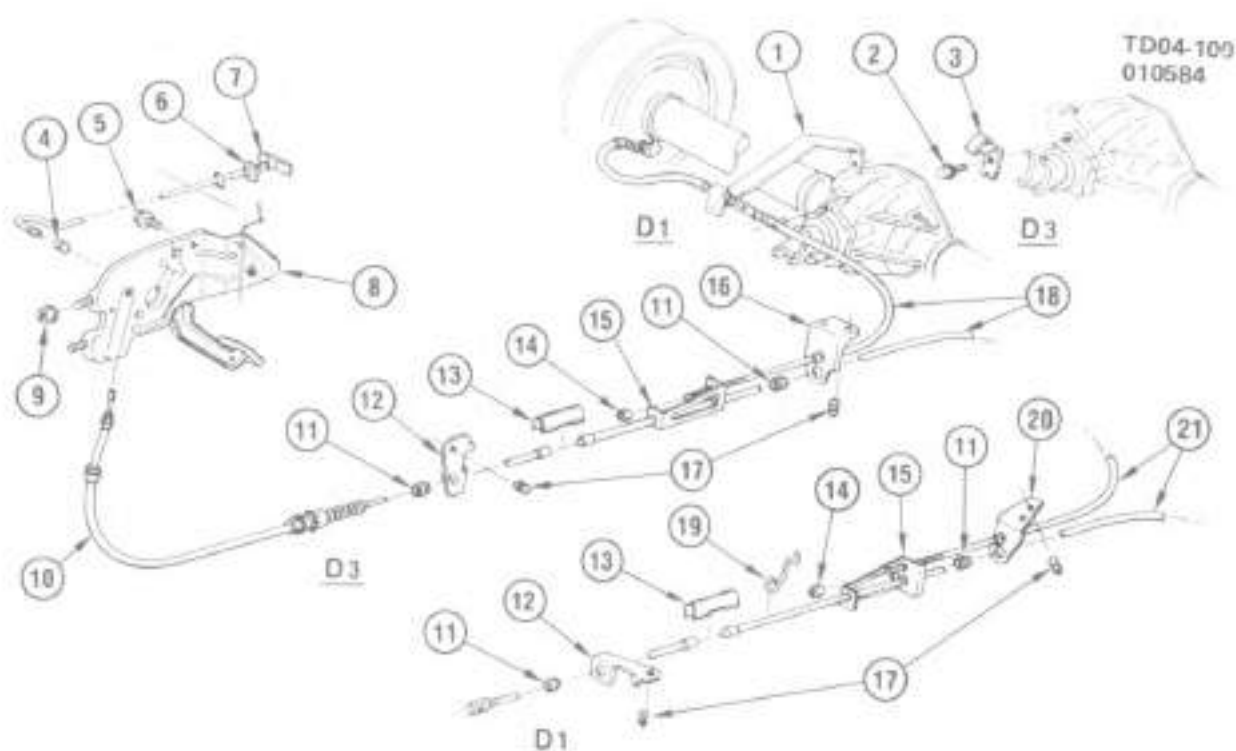


NP205

TD04-093

1984-87 "D1.3" TRANSFER CASE ADAPTERS, VENTING & SKID PLATE

1.	4.510	VENTILATOR, Transfer Case (5 387)	8640496
2.	4.515	GASKET, Case to Adap	14020854
3.	8.900	BOLT, Hex (3/8"-16 x 1 1/4")	
4.	8.931	WASHER, Spr Lk (3/8")	
5.	4.510	ADAPTER, Transfer Case	14020861
6.	4.515	SEAL, Adap to Tins (4 318)	8623216
7.	8.900	BOLT, Hex (3/8"-16 x 1 1/4")	
	8.932	WASHER, Flat tooth Lk (3/8")	
8.	8.915	NUT, Prev torq Hex Lk (3/8"-16)	
9.	8.929	WASHER, Fl (13/32" ID 13/16" OD 1/16" Thk)	
10.	4.500	PLATE, Case Shield	14067764
11.	4.505	CASE, Transfer (Type 208)(Complete)	14067765
12.	4.510	PIPE, Case Vent	14032995
13.	8.948	CLAMP, Hose (Spring Band)(Yellow)(9/16")	
14.	8.962	HOSE, Bulk (5/16" ID)	
15.	4.515	GASKET, Case Adap	14022219
16.	4.510	ADAPTER, W/Seals, Case Mtg Incls #16	14022218
17.	4.500	PLATE, Case Shield	14029158
18.	4.515	SEAL, Case Adap Oil (2 reqd)(Included with #16)	14096609
19.	4.505	CASE, Transfer (Type 205)(Complete)	15599248
20.	4.510	PIPE, Case Vent	14032996



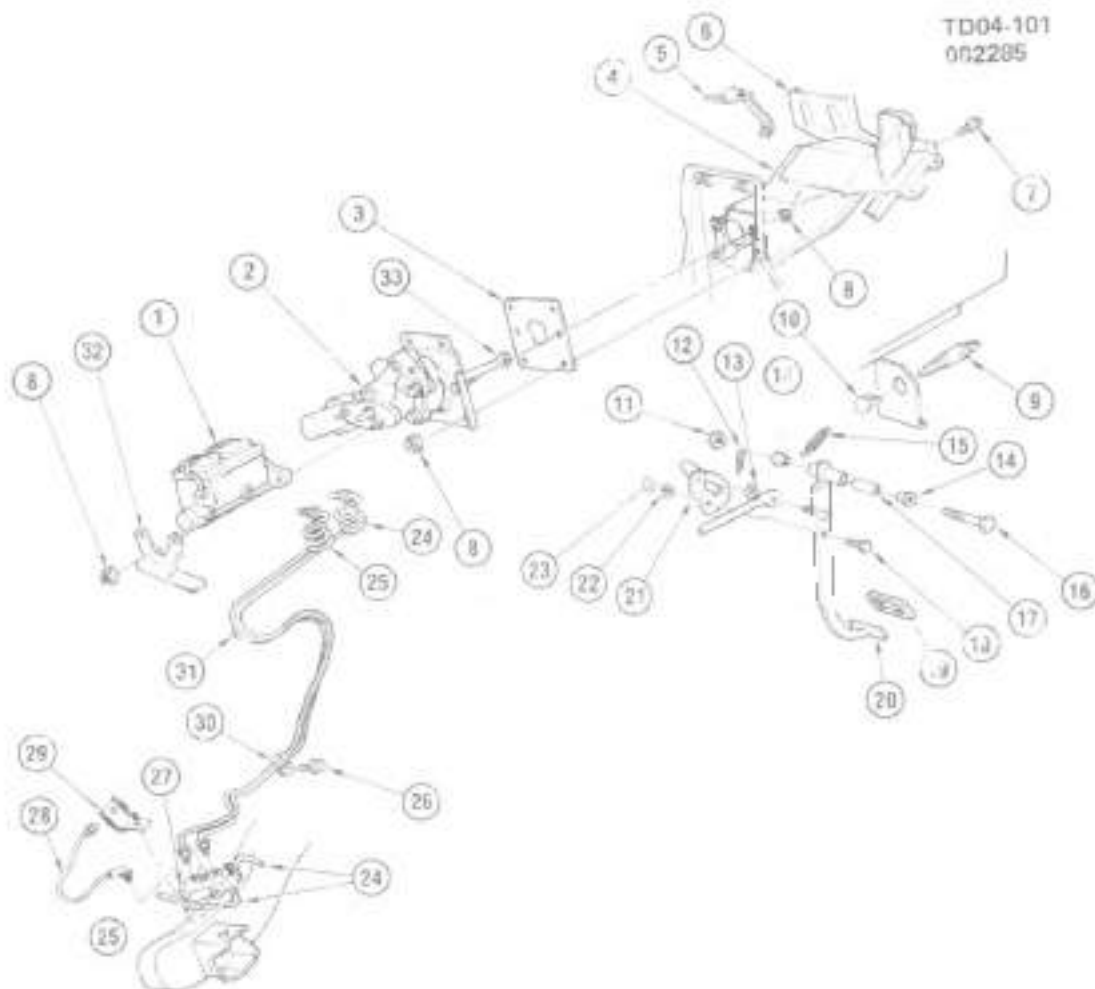
TD04-100

1984-87 'D1,3' BRAKE SYSTEM/PARKING

1.	4.785	BRACKET, Rr Cbl	14072697
2.	8.900	BOLT, Hex (7/16"-14 x 1 1/8")	
	8.931	WASHER, Lk (7/16")	
3.	4.594	CLIP, Rr Cbl	14054122
4.	4.594	RETAINER, Ped Hal Rod	334541
5.	8.900	BOLT, Hex (5/16"-18 x 7/8")	
	8.931	WASHER, Lk (5/16")	
6.	4.594	GROMMET, Ped Hal Rod (Plastic)	341990
7.	4.594	HANDLE, Park Brk Pal	334540
8.	4.591	LEVER, Park Brk	362260
9.	8.915	NUT, Hex (5/16"-18)	
	8.932	WASHER, Ext Lk (M8-15 x 1.52)	
10.	4.779	CABLE, Frt (D3)	14053583
	4.779	CABLE, Frt (D1)	14055591
11.	4.594	GROMMET, Frt & Rr Cbl Brkt	14038889
12.	4.785	BRACKET, Frt Cbl	14053598
13.	4.785	CONNECTOR, Frt to Rr Cbl	25518531
14.	N.S.	NUT, Hex Lock Insert Wd (5/16"-18)	
15.	4.785	EQUALIZER, Pk Brk Cbl	14072692
16.	4.785	BRACKET, Rr Cbl	14071973
17.	N.S.	RIVET	
18.	4.779	CABLE, Rr-LH	14064683
	4.779	CABLE, Rr-RH	14084684
19.	4.785	GUIDE, Rr Cbl	368796
20.	4.785	BRACKET, Rr Cbl	14055592
21.	4.779	CABLE, Rr-LH	14054173
	4.779	CABLE, Rr-RH	14054174

BLANK

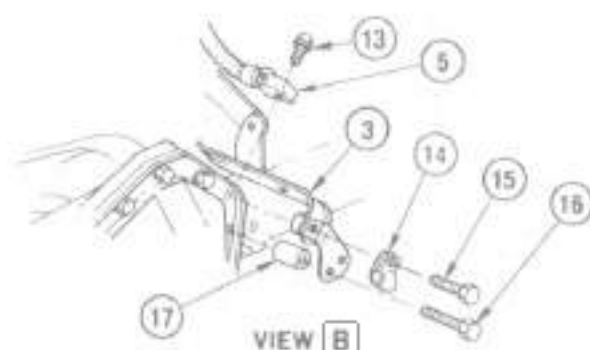
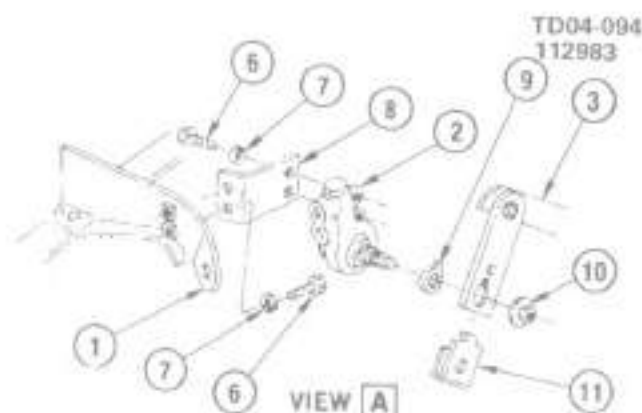
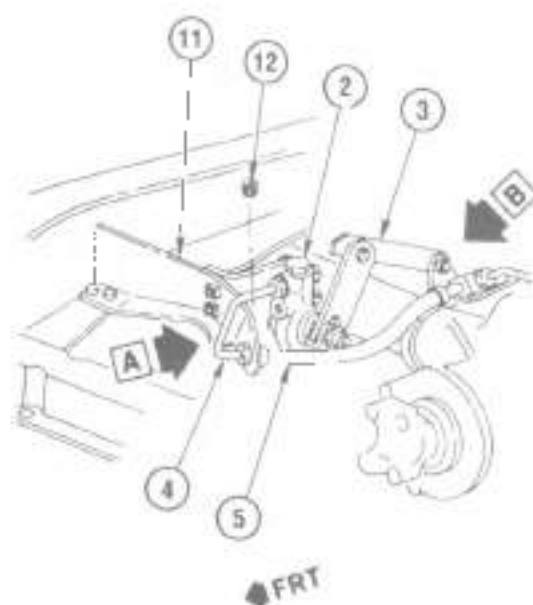
TD04-101
002285



Tb04.101

1984-87 D13 BRAKE PEDAL & MASTER CYLINDER MOUNTING

1.	4.650	CYLINDER, Brk Master (D1)	14076813	19.	4.630	COVER, Brk Ped Ped	26518E21
	4.656	CYLINDER, Brk Master (D3)	14076814	20.	4.635	PEDAL, Brake	36FR61
2.	4.605	BOOSTER, Hyd Pwr Brk (D1)	16521935	21.	2.447	ACTUATOR, Stop Lamp	
	4.606	BOOSTER, Hyd Pwr Brk (D3)	14155067			Switch (D1)	1400039F
3.	4.606	GASKET, Brk Boos	14000810		2.447	STRIKER, Stop Lamp Switch	
4.	4.634	BRACKET, Brk Ped (1984)	14031906			(D3)	1400039F
	4.634	BRACKET, Brk Ped (1985-88)	16593849	22.	8.931	WASHER, Lk (3/8")	
5.	4.646	EXTENSION, Ped Brkt Brack-		23.	8.916	NUT, Hex (3/8"-16)	
		RH	334146	24.	8.964	TUBING, Frt Brk (3/16")	
6.	4.634	BRACE, Brk Ped Brkt	467282	25.	8.964	TUBING, Rr Brk (1/4")	
7.	8.977	SCREW, Hex Wd Hd (M4.2 x		26.	8.900	BOLT, Hex Wd Hd Top (M3 x	
		1.41 x 12)				1.25 x 16)	
8.	8.917	NUT, HWH Torx (M10 x 1.5)		27.	4.690	VALVE, Brk Combination (D1)	1800808F
9.	2.447	SWITCH, Stop Lamp	1261219		4.690	VALVE, Brk Combination (D3)	1257203
10.	2.447	CLIP, Stop Lamp Switch	1361899	28.	4.674	WIRE, Brk Warn Lamp	17091184
11.	8.917	NUT, Hex Lk (7/16"-14)		29.	2.559	BRACKET, Brk Ped Warn	
12.	8.934	RETAINER (Type B-052 Epg				Lamp	468330
		Sil)		30.	8.950	CLIP, Cnd (Type E W/Tang)	
13.	4.625	WASHER, Brk Ped Push Rod	3702807	31.	N 5	CLIP, Brk Pivot (Use STRAF	
14.	4.626	BUSHING, Brk Ped Pivot	346381			7" Plus Adj 5.965)	
15.	4.639	SPRING, Ped Pull Back	3850084	32.	4.845	BRACKET, Pwr Boos Ped	
16.	8.900	BOLT, Hex (7/16"-14 x 3				Clig	468330
		1-2")		33.	4.658	ROD, Pwr Boos Ped (D3)	345E83
17.	4.634	SLEEVE, Brk Ped Pivot	6264951		N 5	ROD, Pwr Boos Ped (D1) (Part	
18.	8.900	BOLT, Hex (3/8"-16 x 1")				of 2)	



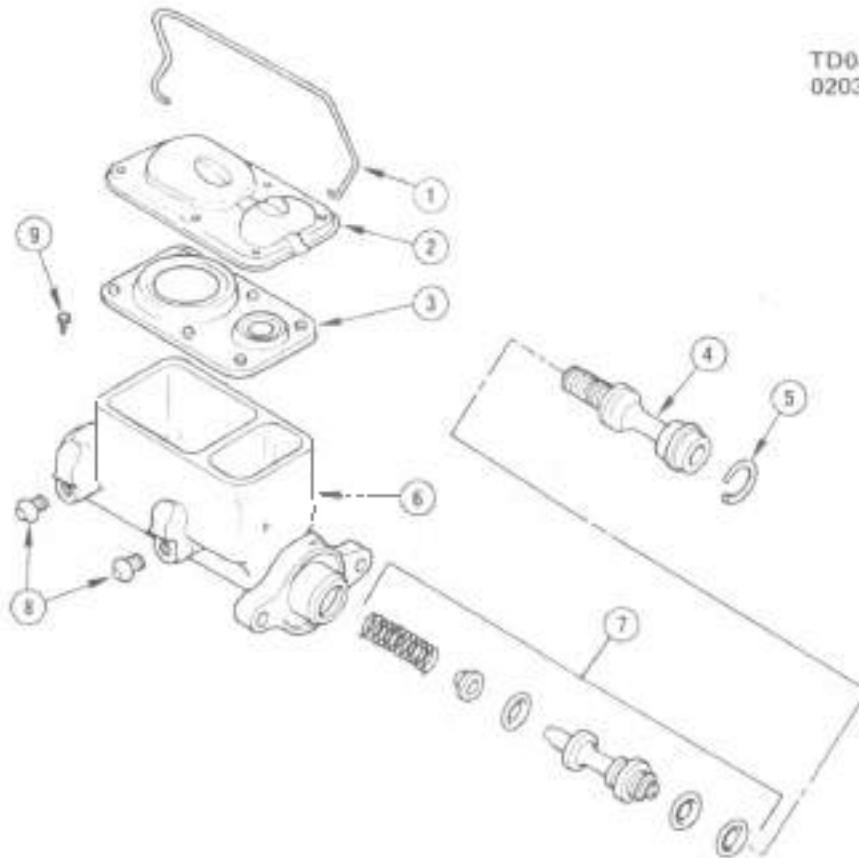
TD04-094

1984-87 'D3' BRAKE/HEIGHT SENSING & PROPORTIONAL VALVE

1.	4.881	BRACKET, Rear Brake Hose	14036789
2.	4.690	VALVE, Cont	15538215
3.	4.690	LEVER, Valve (Incls 10 & 11)	14055549
4.	4.685	PIPE, Cont Vlv	14038792
5.	4.680	HOSE, Rear Brake	17981073
6.	8.900	BOLT, Hex (5/16"-18 x 5/8")	
7.	8.931	WASHER, Flk (5/16")	
8.	4.690	BRACKET, Cont Vlv	14038773
9.	4.690	BUSHING, Cont Vlv Lvr	14038776
10.	8.915	NUT, Hex (5/16"-18) ("1)	
11.	N.S.	CLIP, Cont Vlv Lvr (Part of item 3)	
12.	4.681	SPRING, Hr Brk Hose	334981
13.	4.681	BOLT, Rr Brk Hose to Axle	1239146
14.	8.950	CLIP, Clsd/Ctd/ 560 C2 Steel	
15.	4.690	BOLT, Cont Vlv Lvr (3/8"-16 x 1 3/8") ("1)	358000
16.	8.900	BOLT, Hex (3/8"-16 x 1 3/4, Cad Br) ("1)	9439837
17.	4.681	SPACER, Cont Vlv Lvr	14055550

NOTE 1. Use together with Loctite 75

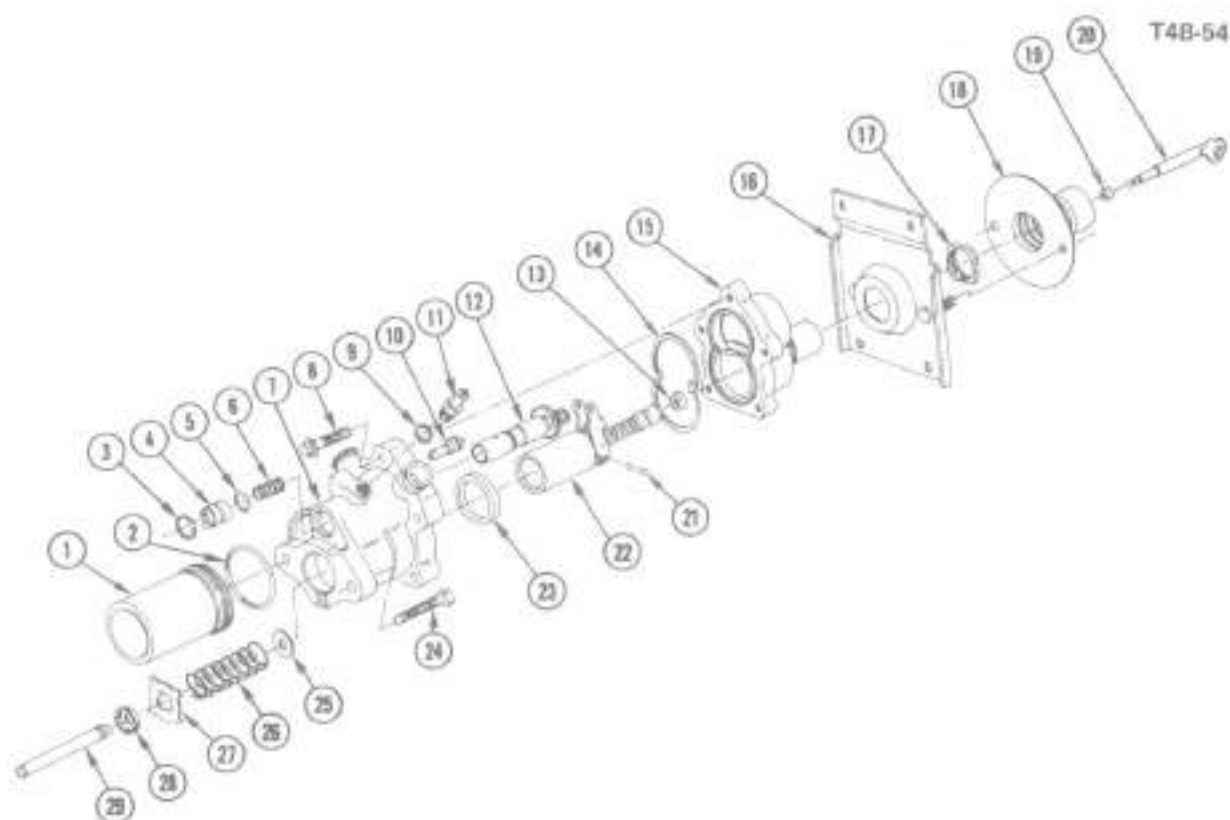
TD04-103
020384



TD04-103

1984-87 "D1.3" BRAKE MASTER CYLINDER

1.	4.651	BAIL, Resvr Cyl (D1)	25509743
	4.651	BAIL, Resvr Cyl (D3)	6259164
2.	4.651	COVER, Resvr (D1)	14079091
	4.651	COVER, Resvr (D3)	14079092
3.	4.651	DIAPHRAGM, Resvr (D1)	409353
	4.651	DIAPHRAGM, Resvr (D3)	6259163
4.	4.653	PISTON, Primary (D3)	14071887
	N.S.	PISTON, Prim (D1) [Part of 25509843 REPAIR KIT, Group 4.648]	
5.	4.656	RING, Primary Piston Ret (D1)	274829
	4.656	RING, Primary Piston Ret (D3)	9426516
6.	4.650	CYLINDER, Brk Master (D1)[Incls all items illustrated]	14076813
	4.650	CYLINDER, Brk Master (D3)[Incls all items illustrated]	14076814
7.	4.653	PISTON, Secondary (D1)	25508744
	4.653	PISTON, Secondary (D3)	14034938
8.	4.651	SEAT, Brake Pipe	3838083
9.	4.653	BOLT, Secondary Piston Stop (D3 on v)	14034939



T4B-54.9

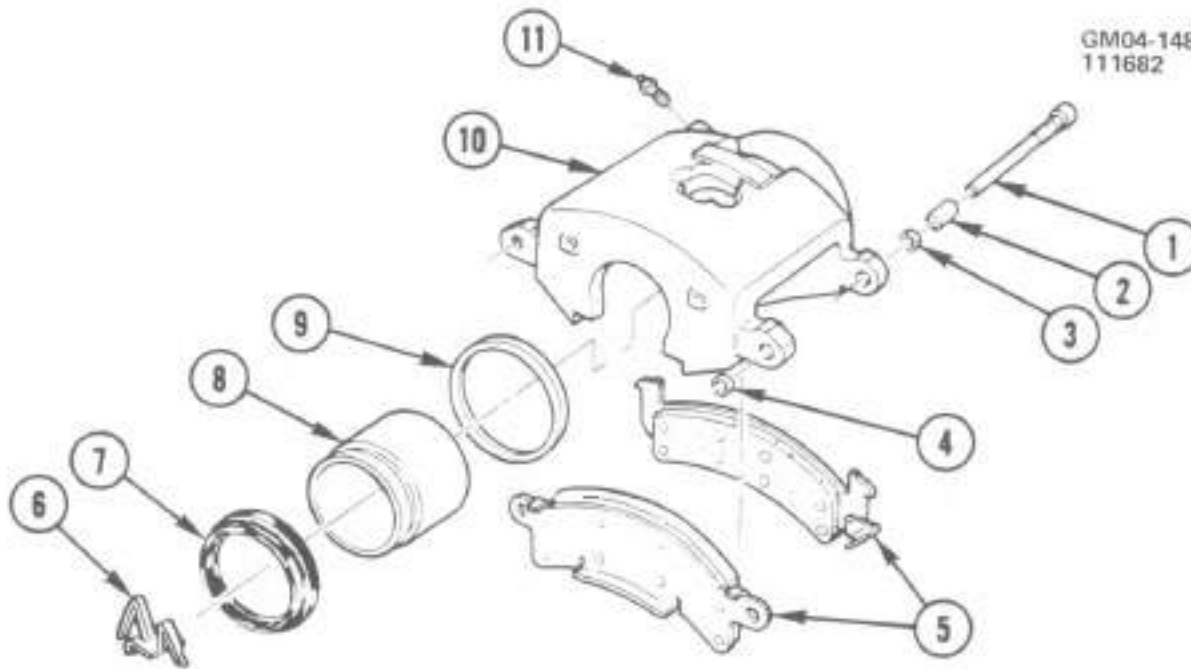
1984-87 "D1.3" BRAKE HYDRAULIC BOOSTER

1.	4.820	ACCUMULATOR (Incls #2)	1612590	16.	4.805	BRACKET, Mt (D3)	14009748
2.	N.S.	"O" RING, Accum ¹			4.805	BRACKET, Mt (D1)(²)	14009748
3.	N.S.	RING, Spool Valve Plug Ret		17.	4.805	NUT, Mtg Brkt	360858
		(²)		18.	4.859	BOOT, Pedal Rod (D1 only)	14075230
4.	N.S.	PLUG, Spool Valve(²)				(¹)	
5.	N.S.	"O" RING, Spool Vlv Plug(¹)		19.	N.S.	GROMMET, Pedal Rod(¹)	
6.	N.S.	SPRING, Spool Valve(²)		20.	4.858	ROD, Pedal (D3)	345683
7.	N.S.	HOUSING, Boost(²)			N.S.	ROD, Pedal (D1)(²)	
8.	4.815	SCREW, W/Lk Wa Hsg to		21.	4.810	PIN, Input Piston	345657
		Cvr	471740	22.	4.858	ROD, W/Piston, Boost Input	
9.	4.810	SEAL, Booster Return Pipe			N.S.	(D3) (Incls #14, 19, 20, 23)	14056088
		Fitting (¹)	471738		N.S.	ROD, W/Piston, Boost Input	
10.	4.810	VALVE KIT, Accumulator	485227			(D1)(²)	
11.	4.845	FITTING, Return Line	380855	23.	N.S.	SEAL, Piston(¹)	
12.	N.S.	VALVE, Spool(²)		24.	4.805	STUD, Boos to M/Cyl Mt	14009755
13.	N.S.	SEAL, Pedal Rod (D3)(¹)		25.	4.859	RETAINER, Output Push Rod	345673
	N.S.	SEAL, Pedal Rod (D1)(²)		26.	4.810	SPRING, Piston Return	471738
14.	N.S.	SEAL, Housing(¹)		27.	N.S.	RETAINER, Piston Retn Spr(²)	
15.	4.815	COVER, Boos Hsg (D3)	471735	28.	4.859	BAFFLE, Output Rod Spring	360859
	N.S.	COVER, Boos Hsg(²)		29.	4.858	ROD, Output Push	377397

NOTE 1 Part of SEAL KIT, Boos Overhaul, 485228 (D3), 22506440 (D1), Group 4.810

NOTE 2 Part of BOOSTER, 14056057 (D3), 15521935 (D1), Group 4.805. NOTE: Service BOOSTER, in Group 4.805 includes all items above except D3 Booster does not include Pedal ROD item #20

GM04-148
111682

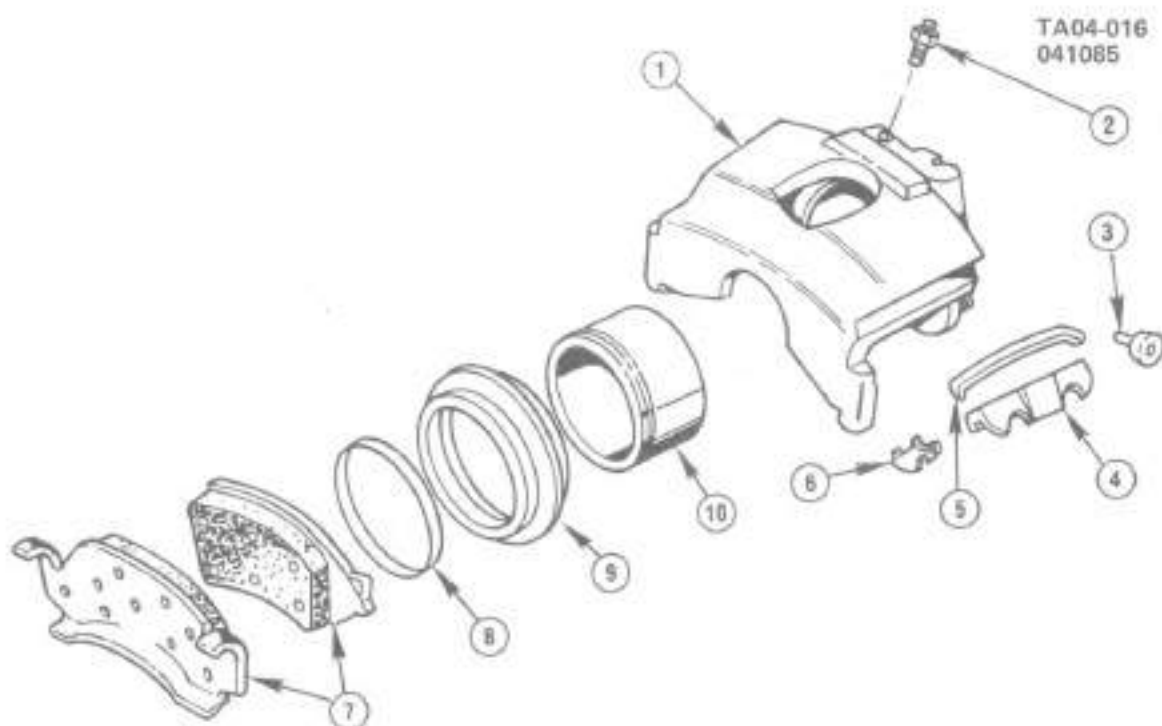


GM04-148.9

1984-87 "D1" BRAKE CALIPER/FRONT DISC (DELCO)

1.	4.685	BOLT, Frt Brk Caliper	5468228
2.	4.685	SLEEVE, Caliper Bolt	18004057
3.	4.685	BUSHING, Frt Brk Caliper Bolt Inner	18001032
4.	4.685	BUSHING, Frt Brk Caliper Bolt Outer	5470497
5.	5.017	PAD KIT, Brk (Incls #8)	12300254
6.	4.659	SPRING, Pad Anti Rattle	5459497
7.	N.S.	BOOT, Hsg Piston (Part of 10)(#1)	
8.	4.657	PISTON, Caliper	2622207
9.	N.S.	SEAL, Hsg Piston (Part of 10)(#1)	
10.	4.686	CALIPER, Frt Brk LH (Less Pads)	18007951
	4.686	CALIPER, Frt Brk RH (Less Pads)	18007952
11.	4.686	VALVE KIT, Caliper Bleeder	18004702

NOTE 1: REPAIR KIT, Psrn. 5468767. Grp 4.657 (Incl #7.9)



TA04-016

1984-87 "D3" BRAKE CALIPER/FRONT DISC (BENDIX)

1.	4.665	HOUSING, Caliper Front LH (Incls #2, 8, 9, 10)	14002543
	4.665	HOUSING, Caliper Front RH (Incls #2, 8, 9, 10)	14002544
2.	4.665	VALVE, Bleeder	14002542
3.	4.665	SCREW, Caliper Support	331478
4.	4.665	LOCK, Caliper Support	14023439
5.	4.665	SPRING, Caliper Support	14023437
6.	5.043	CLIP, RR Brk Pad Anti Rattle	14023438
7.	6.017	PAD KIT, Brake (Incls #5 & 6)	14055091
8.	4.668	SEAL, Caliper Piston	8259033
9.	4.670	BOOT, Caliper Piston	398269
10.	4.668	PISTON, Caliper	8259034


NOTES

BLANK-12

GROUP 5.000

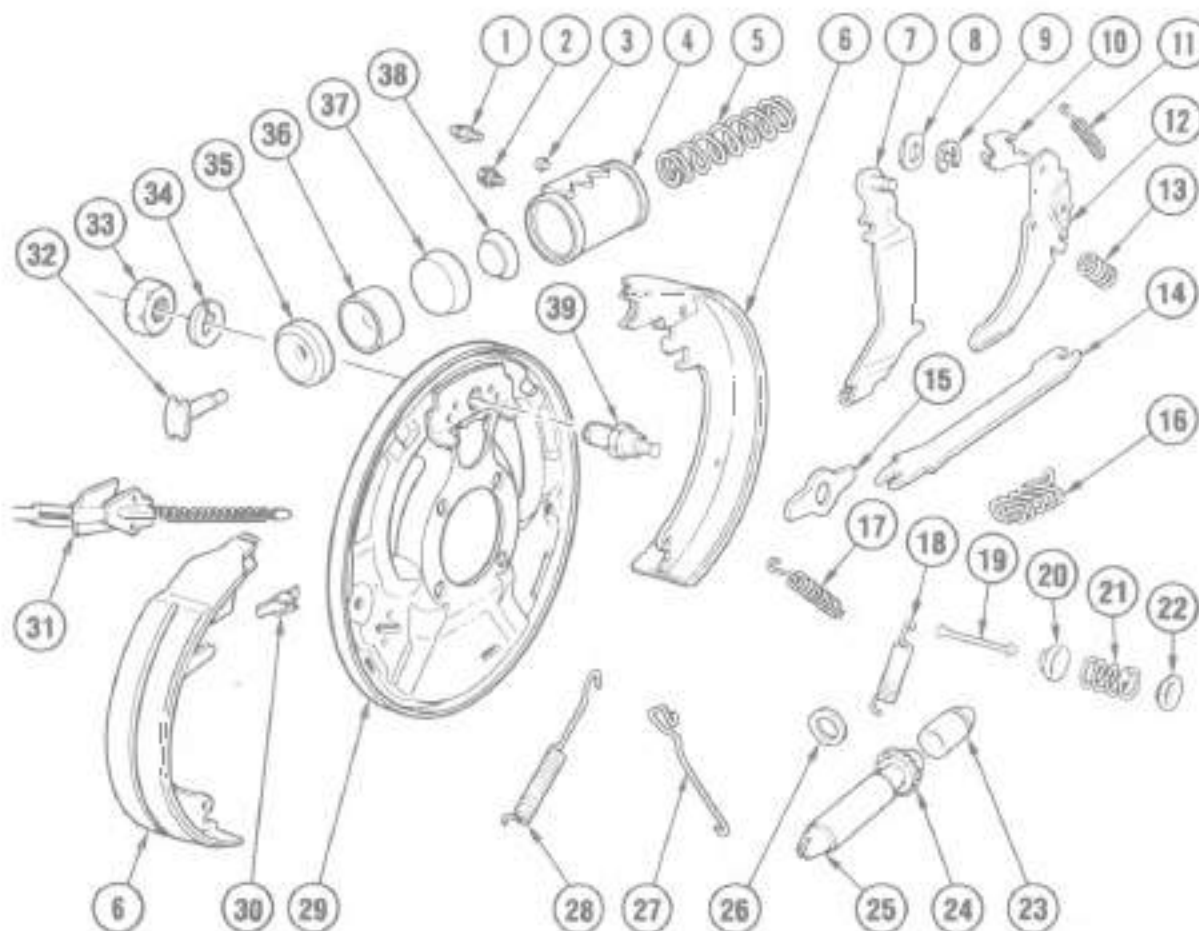
ILLUSTRATION INDEX

	TITLE	PAGE
1984-88	"D1.3" BRAKE ASM/REAR DRUM	5-2
1984-87	"D1" AXLE ASM/REAR-8 1/2" RING GEAR	5-4
1984-87	"D9" AXLE ASM/REAR-10 1/2" RING GEAR	5-5
1984-87	"D1" DIFFERENTIAL/LOCKING-8 1/2" RING GEAR	5-6
1984-87	"D3" DIFFERENTIAL/LOCKING-10 1/2" RING GEAR	5-7
1984-87	"D1.3" PROP SHAFT/AUXILIARY (TRANSFER CASE TO FRONT AXLE)	5-8
1984-87	"D1.3" PROP SHAFT/REAR (TRANSFER CASE TO REAR AXLE)	5-9



NOTES

BLANK 13



TM05-032.9

1984-86 "D1,3" BRAKE ASM/REAR DRUM

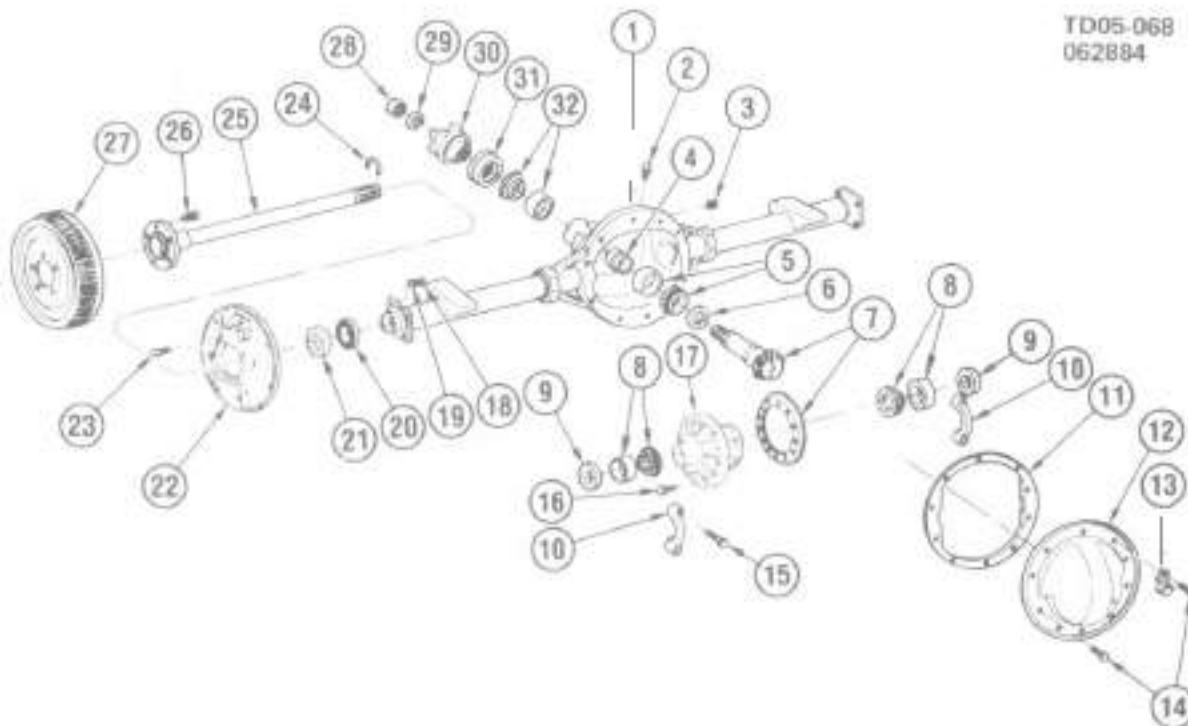
1.	4-666	VALVE KIT, Whl Cyl Bleeder	18003151
2.	8-900	BOLT, Hex W/Spr Lk Ws [5/16" x 9/16"]	
3.	4-671	INSERT, Wnt Cyl In at Connector Hole	5453768
4.	4-665	CYLINDER, Rr Whl Brk [D1] (Incls #1,3,5,35,36,37,38)	18004890
5.	4-665	CYLINDER, Rr Whl Brk [D3] (Incls #1,3,5,35,36,37,38)	18004794
6.	N.S.	SPRING, Whl Cyl Piston (*)	
7.	5-017	SHOE KIT, Brk Rear [D1]	1156446
8.	5-017	SHOE KIT, Brk Rear [D3]	372379
9.	5-149	LEVER, Park Brk-LH [D1]	15594177
10.	5-149	LEVER, Park Brk-RH [D1]	15594178
11.	5-149	LEVER, Park Brk-LH [D3]	334307
12.	5-149	LEVER, Park Brk-RH [D3]	334308
13.	8-928	WASHER, Wave & Spring	5454797
14.	8-934	RING, Ext Ret Type TE [5/16" Dia Sh]	
15.	5-103	PIVOT, Auto Adj Lvr-LH	3856865
16.	5-103	PIVOT, Auto Adj Lvr-RH	3856866
17.	5-107	SPRING, Auto Adj Lvr O/Ride	5461146
18.	5-103	LEVER, Auto Adj-LH [D1] (Incls #8,10)	357889
19.	5-103	LEVER, Auto Adj-RH [D1] (Incls #8,10)	357890
20.	5-103	LEVER, Auto Adj-LH [D3] (Incls #8,10)	357845
21.	5-103	LEVER, Auto Adj-RH [D3] (Incls #8,10)	357846
22.	5-107	SPRING, Auto Adj Lvr Return	5461984
23.	5-180	STRUT, Brk Shoe Lvr [D1]	468651
24.	5-150	STRUT, Brk Shoe Lvr [D3]	3898069
25.	5-046	PLATE, Shoe Guide	18002428
26.	5-151	SPRING, Park Brk Shoe Lvr Strut	1912281
27.	5-028	SPRING, Shoe Pull Back (Secondary) [D1]	3820183
28.	5-028	SPRING, Shoe Pull Back (Secondary) [D3]	3856843
29.	5-028	SPRING, Shoe Adj Screw [D1]	3887347

1984-86 "D1.3" BRAKE ASM/REAR DRUM

	5 026	SPRING, Shoe Adj Screw (D3)	3856850
19.	N.S.	PIN, Shoe Holdn(*2)	
20.	N.S.	CUP, Shoe Holdn(*2)	
21.	N.S.	SPRING, Shoe Holdn(*2)	
22.	N.S.	CUP, Shoe Holdn(*2)	
23.	5 111	SOCKET, Shoe Adj Screw (D1)	488575
	5 111	SOCKET, Shoe Adj Screw (D3)	3897400
24.	5 110	SCREW, Shoe Adj-LH (D1)	345943
	5 110	SCREW, Shoe Adj-RH (D1)	345944
	5 110	SCREW, Shoe Adj-LH (D3)	335697
	5 110	SCREW, Shoe Adj-RH (D3)	335698
25.	5 111	NUT, Shoe Adj-LH (D1)	488573
	5 111	NUT, Shoe Adj-RH (D1)	488574
	5 111	NUT, Shoe Adj-LH (D3)	334301
	5 111	NUT, Shoe Adj-RH (D3)	334302
26.	5 110	WASHER, Shoe Adj Screw Socket (D1)	6462496
	5 110	WASHER, Shoe Adj Screw Socket (D3)	3868849
27.	5 105	LINK, Shoe Auto Adj Lvr-LH (D1)	5461156
	5 105	LINK, Shoe Auto Adj Lvr-RH (D1)	14055315
	5 105	LINK, Shoe Auto Adj Lvr-LH (D3)	3868857
	5 105	LINK, Shoe Auto Adj Lvr-RH (D3)	3868858
28.	5 026	SPRING, Shoe Pull Back (Primary)(D1)	3894822
	5 026	SPRING, Shoe Pull Back (Primary)(D3)	3757138
29.	5 001	PLATE, Brk Flange-LH (D1)	14055279
	5 001	PLATE, Brk Flange-RH (D1)	14055280
	5 001	PLATE, Brk Flange-LH (D3)	14058905
	5 001	PLATE, Brk Flange-RH (D3)	14058906
30.	5 117	COVER, Flange Plate Adj Hole (D3 only)	475516
31.	4 779	CABLE, Pk Brk-LH (D1)	14054173
	4 779	CABLE, Pk Brk-RH (D1)	14054174
	4 779	CABLE, Pk Brk-LH (D3)	14064663
	4 779	CABLE, Pk Brk-RH (D3)	14064664
32.	4 675	ROD, Whl Cyl	2622667
33.	5 056	NUT, Brk Shoe Anc Pin (D1)	3760300
	6 915	NUT, Hex (3/4"-16)(D3)	
34.	6 931	WASHER, Hex Spr Lk (3/4")(D3 only)	
35.	N 9	BOOT, Whl Cyl(*1)	
36.	N 9	PISTON, Whl Cyl (Part of #4)	
37.	N 9	SEAL, Whl Cyl Piston(*1)	
38.	N 5	CUP, Whl Cyl Piston Spr(*1)	
39.	5 055	PIN, Shoe Anchor (D1)	14009982
	5 055	PIN, Shoe Anchor (D3)	3856834

NOTE 1 REPAIR KIT, Rr Whl Cyl, 5463361 (D1), 5468564 (D3), Grp 4 667 (Incl #5,35,37,38)

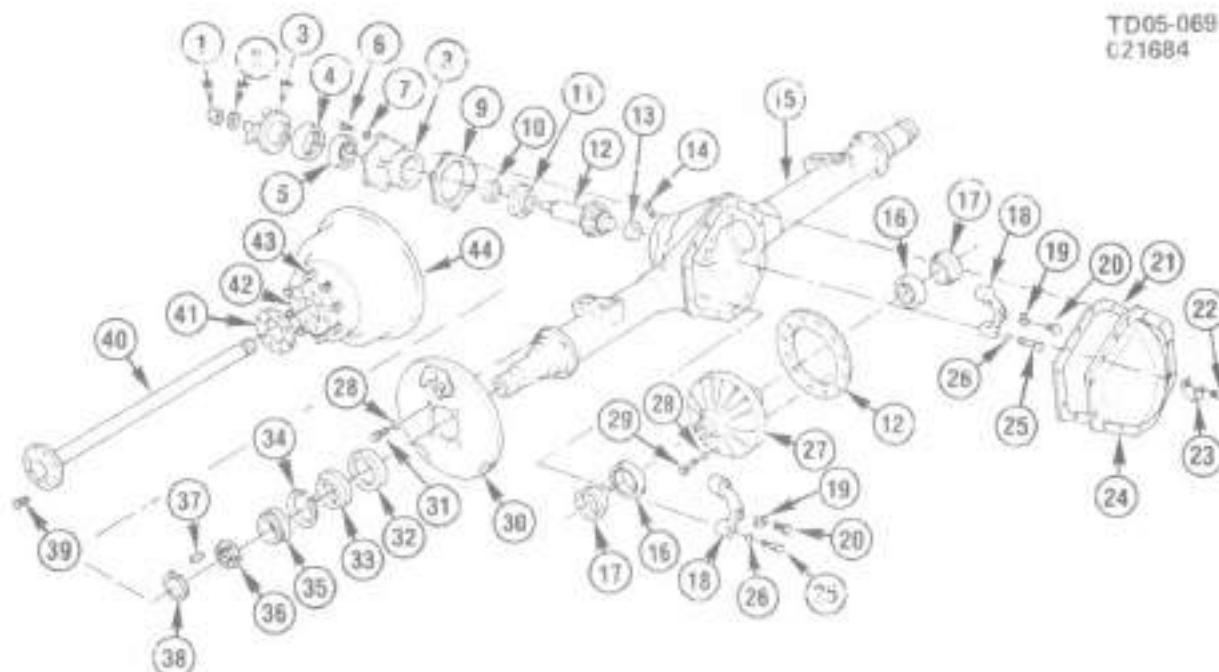
NOTE 2 PIN KIT, Shoe Holdn, 372249, Grp 5 043 (Incl #19,20,21,22)



TD05-068

1984-87 "D1" AXLE ASM/REAR-1 1/2" RING GEAR

1.	5 387	HOUSING, Rear Axle	15594126
2.	5 387	CONNECTOR, Rear Axle Vent Hose	14072930
3.	6 971	PLUG, Axle Filler and Drain (1/2"-14)	
4.	5 453	SPACER, Pinion Shaft Brg	1234726
5.	5 464	BEARING, Rear Pinion	7451155
6.	5 460	SHIM UNIT, Pinion Brg (See Catalog Group)	
7.	5 529	GEAR, Ring and Pinion (Inch π 4 16)	1258709
8.	5 536	BEARING, Diff Side	7451261
9.	5 537	SPACER, Diff Sh Brg (170-172) (Used selectively with SHIM UNIT, Diff Brg Adj, Group 5 537)	9775809
10.	N.S.	CAP, Diff Carrier Brg (Part of π 1)	
11.	5 399	GASKET, Axle Housing Cover	3893593
12.	5 398	COVER, Axle Housing	1252415
	4 196	MAGNET, Chip Collector	3787240
13.	4 686	CLIP, Rear Brake Crossover Pipe	331416
14.	6 900	BOLT, Hex (5/16"-18 x 7-8")	
15.	6 900	BOLT, Hex (7/16"-14 x 2 1/4")	
16.	5 531	BOLT, Drive Gear (3/8"-24 x 25/32")	1241564
17.	5 510	DIFFERENTIAL, W/Case & Gears (See Separate Locking Differential Illustration for Details)	76005119
18.	6 915	NUT, Hex (3/8"-24)	
19.	6 931	WASHER, Lk (3/8")	
20.	5 855	BEARING, Rear Wheel	7451809
21.	5 822	SEAL, Rear Axle Shaft Brg	14003417
22.	5 001	PLATE, Brake Flange LH	14055279
	5 001	PLATE, Brake Flange RH	14055280
23.	6 900	BOLT (3/8"-24 x 1")	
24.	5 422	LOCK, Rear Axle Shaft	3833322
25.	5 420	SHAFT, Rear Axle	14039547
26.	5 812	BOLT, Rear Wheel	9590271
27.	5 809	DRUM, Rear Wheel Brake	14070352
28.	5 595	NUT, Pinion Flange (7/8"-14)	1260823
29.	5 595	WASHER, Prop Shaft Pinion Flange	517800
30.	5 545	FLANGE, W/Deflector Prop Shaft Pinion	1256654
31.	5 489	SEAL, Pinion Flange O	1243465
32.	5 447	BEARING, Pinion Shaft Front	7450984



TD05-069

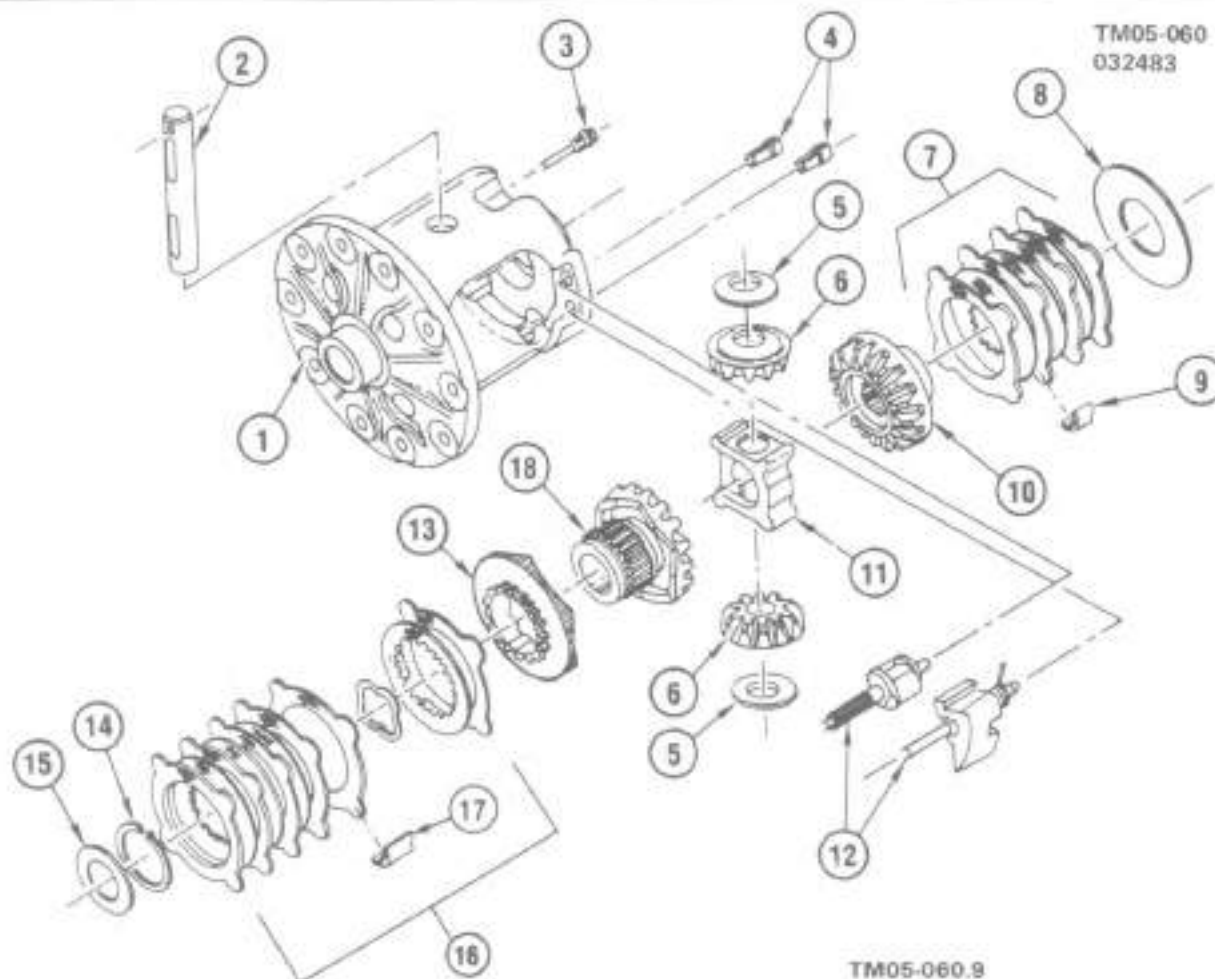
1984-87 'D3' AXLE ASM/REAR-10 1/2" RING GEAR

1.	5.596	NUT, Pinion Flg (1984-85)	644636	6.536	WASHER, Diff Adj Nut (5.518)	9778346	
	5.595	NUT, Pinion Flg (1986-87)	15552844	21.	5.399	GASKET, Diff Carr Cvr	3977387
2.	5.595	WASHER, Pinion Flg (1984-85)	3977360	22.	8.900	BOLT, Hex Serrated Hd (3/8" x 3/4")	
	5.595	WASHER, Pinion Flg (1986-87)	2292300	23.	4.688	CLIP, Rr Brk C-Ovr Pipe	331416
3.	5.545	FLANGE, Prop Shl Pinion (Incls Del)	3977356	24.	5.398	COVER, Diff Carr	3977386
	5.545	DEFLECTOR, Pinion Flg	3977358	25.	5.506	BOLT, Diff Cap	3977453
4.	5.469	SEAL, Pinion Flg Oil	3977359	26.	8.931	WASHER, Spr Lk (9/16")	
5.	5.447	BEARING, Pin on Flt (5.484)	7451155	27.	5.510	CASE, Diff (Less Gears)(1/2")	6258340
6.	8.900	BOLT, Hex (7/16"-14 x 1 1/8")		28.	8.931	WASHER, Spr Lk (1/2")	
				29.	5.531	BOLT, Hyp Dr Gear	331421
7.	8.931	WASHER, Spr Lk (7/16")		30.	5.001	PLATE, Rr Brk Flg LH (1")	14068905
8.	5.476	RETAINER, Pin on Brg	3977354		5.001	PLATE, Rr Brk Flg RH (1")	14068906
9.	5.460	SHIM, Pinion Brg (Selective-See Catalog)		31.	8.900	BOLT, Hex (1/2"-20 x 1")	
10.	5.453	SPACER, Pinion SH Brg	3977355	32.	5.822	SEAL, Hub Inner Brg Oil	468694
11.	5.464	BEARING, Pin on Inter	7451888	33.	5.865	BEARING, Hub Inner (5.536)	7451928
12.	5.529	GEAR KIT, Ring & Pinion (4.56R)	471873	34.	5.816	RING, Hub Brg Ret	474309
				35.	5.865	BEARING, Hub Outer	9428908
13.	5.484	BEARING, Pinion Rr	7451870	36.	5.829	NUT, Hub Brg Adj	341509
14.	5.387	CONNECTOR, Vent Hose	14056297	37.	5.829	KEY, Hub Adj Nut	341510
15.	5.387	HOUSING, Rr Axle	15537131	38.	5.829	RETAINER, Hub Adj Nut Key	341511
16.	5.536	BEARING, Diff Side	7451928	39.	5.422	BOLT, Axle SH	357809
17.	5.537	NUT, Diff Brg Adj	3977326	40.	5.420	SHAFT, Rr Axle-LH	3977383
18.	N.S.	CAP (Parr of 15)			5.420	SHAFT, Rr Axle-RH	3977384
19.	5.539	LOCK, Adj Nut	3977326	41.	5.811	GASKET, Hub	327738
20.	8.900	BOLT, Hex (5/16"-18 x 1 1/2")		42.	5.806	HUB, Rr Whl	3977397
				43.	5.812	BOLT, Rr Whl	3988338
				44.	5.809	DRUM, Rr Brake	6250830
				48.	4.196	MAGNET, Chg Collector	3787240

NOTE 1 For information on brake details, see REAR BRAKE illustration

NOTE 2 For information on differential, see LOCKING DIFFERENTIAL (10 1/2" RING GEAR) illustration

TM05-060
032483



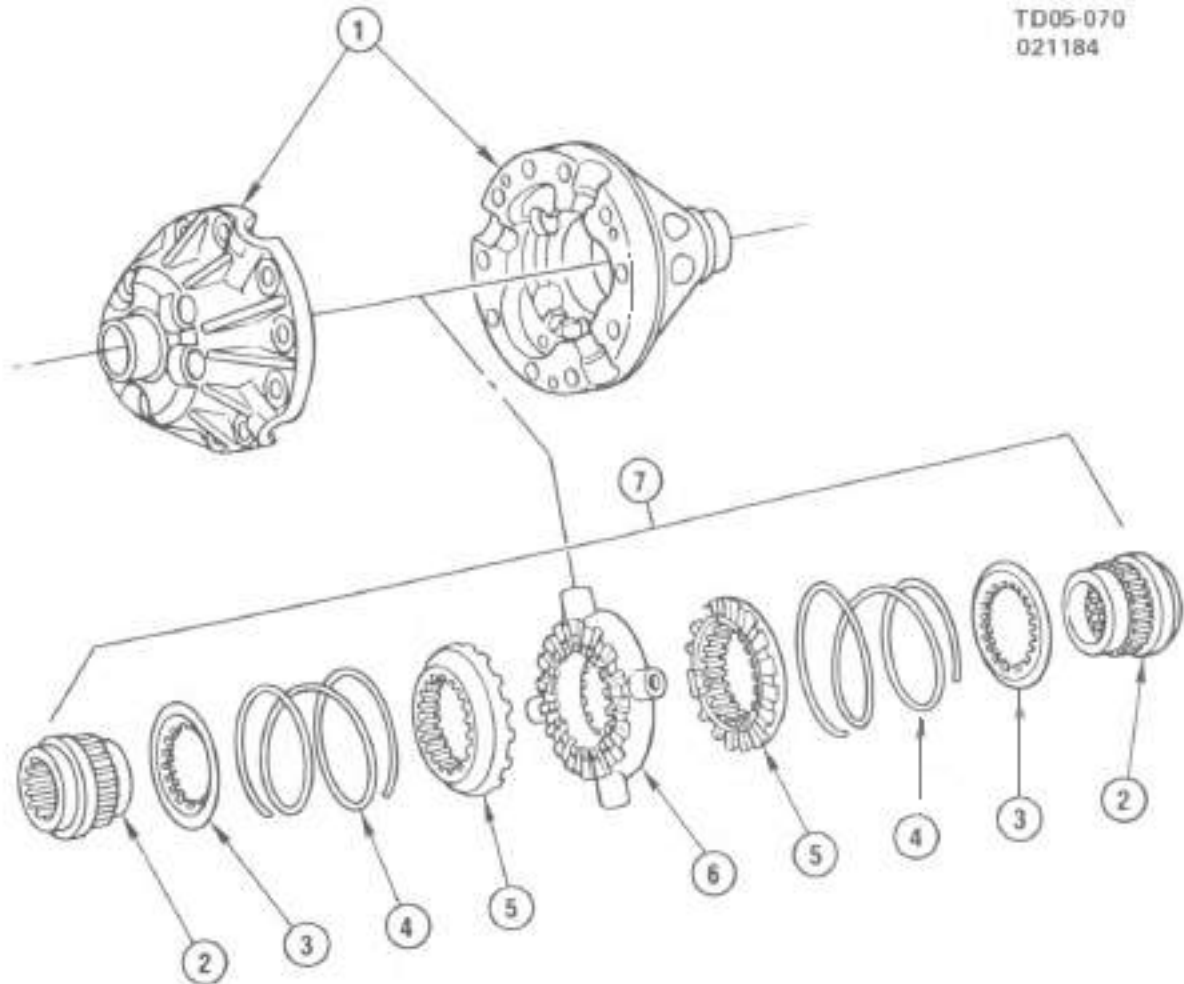
TM05-060.9

1984-87 "D1" DIFFERENTIAL/LOCKING-8 1/2" RING GEAR

1.	5.510	DIFFERENTIAL, Case W/Gears ("1)	26005119	5.542	BLOCK, Diff Thrust (Brown)	14048427	
2.	6.517	SHAFT, Pinion Cr	14048412	5.542	BLOCK, Diff Thrust (Yellow)	14048428	
3.	6.518	SCREW, Pinion Shf Lk	14058198	5.542	BLOCK, Diff Thrust (Orange)	14048429	
4.	6.511	BUSHING, Diff Lockout	14048409	5.542	BLOCK, Diff Thrust (Hrd)	14048430	
5.	5.542	WASHER, Pinion Thrust	14048388	5.542	BLOCK, Diff Thrust (Green)	14048431	
6.	6.528	GEAR, Diff Pinion	15588700	5.542	BLOCK, Diff Thrust (Blue)	14048432	
7.	6.511	PLATE KIT, Lock (Bell End)	14059083	12.	5.511	GOVERNOR KIT, Diff	14048410
8.	5.543	WASHER, Si Thrust (.010) (Bell End)	14083581	13.	5.511	CAM PLATE, Diff	14048413
	5.543	WASHER, Si Thrust (.015) (Bell End)	14083582	14.	8.934	RETAINER, Ext Snap Rg 1/2mm dia Shf	14048416
	5.543	WASHER, Si Thrust (.020) (Bell End)	14083583	15.	5.543	WASHER, Si Thrust (.022) (Flange End)	14048418
	5.543	WASHER, Si Thrust (.025) (Bell End)	14083584		5.543	WASHER, Si Thrust (.027) (Flange End)	14048417
	5.543	WASHER, Si Thrust (.030) (Bell End)	14083585		5.543	WASHER, Si Thrust (.032) (Flange End)	14048418
	5.543	WASHER, Si Thrust (.035) (Bell End)	14083586		5.543	WASHER, Si Thrust (.036) (Flange End)	14048419
	5.543	WASHER, Si Thrust (.040) (Bell End)	14083587		5.543	WASHER, Si Thrust (.040) (Flange End)	14048420
	5.543	WASHER, Si Thrust (.045) (Bell End)	14083588		5.543	WASHER, Si Thrust (.044) (Flange End)	14048421
9.	5.511	CLIP, Diff Guide-RH	462787		5.543	WASHER, Si Thrust (.048) (Flange End)	14048422
10.	5.528	GEAR, Diff Si-RH	15599620		5.543	WASHER, Si Thrust (.052) (Flange End)	14048423
11.	5.542	BLOCK, Diff Thrust (Purple)	14048425	16.	5.511	PLATE KIT, Lk (Flange End)	28005078
	5.542	BLOCK, Diff Thrust (White)	14048426	17.	5.511	CLIP, Guide LH	15599623
				18.	5.528	GEAR, Diff Si Cam LH	15599619

NOTE 1 Service numbers listed are complete assemblies & include all items shown in this illustration.

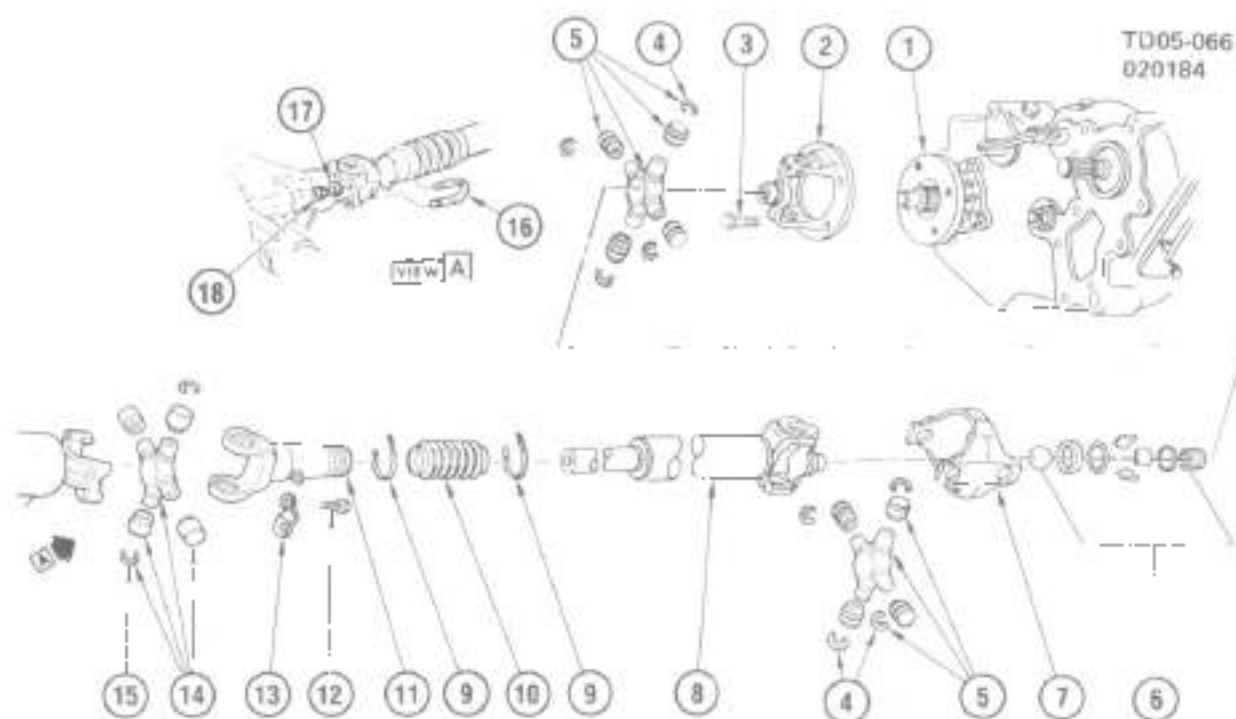
TD05-070
021184



TD05-070

1984-87 "D3" DIFFERENTIAL/LOCKING-10 1/2" RING GEAR

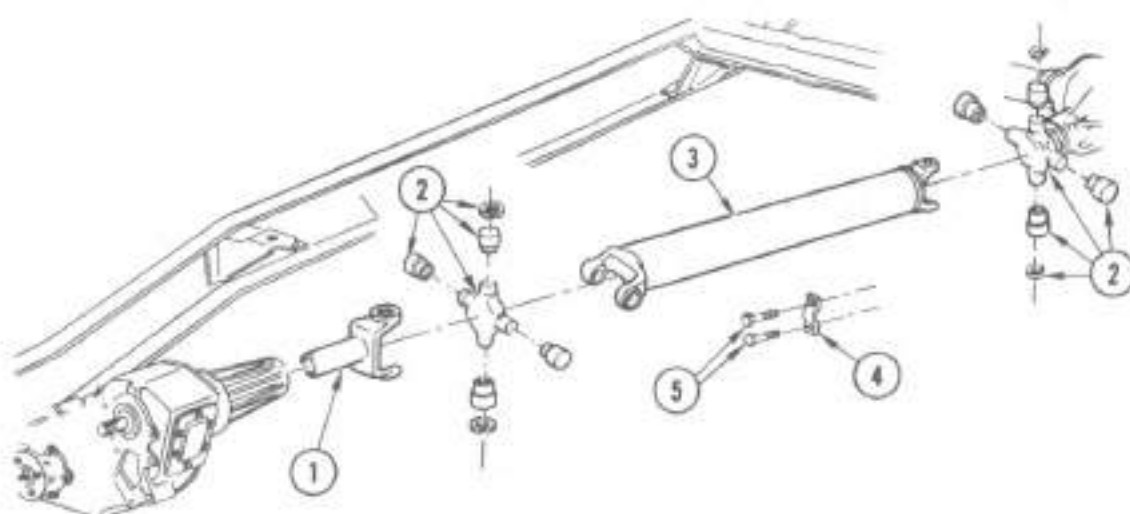
1.	5.510	CASE, W/Cover Diff (Less Gears)	6258340
2.	5.528	GEAR, Diff Si	14075355
3.	5.520	RETAINER, Diff Si Gear Clutch Spi	14075354
4.	5.520	SPRING, Diff Si Gear Clutch	14075353
5.	5.513	CLUTCH, Diff Si Gear	14075352
6.	5.520	SPIDER, Diff Pinion	14075351
7.	5.505	DIFFERENTIAL, Rt Axle (Incls 2 thru 6)	14063382



TD05-068

1984-87 "D1,3" PROP SHAFT/AUXILIARY (TRANSFER CASE TO FRONT AXLE)

1.	5.555	YOKE, Transfer Case Frt Optt (D1 all)(D3 W/208 Case)	14037992
	5.555	YOKE, Transfer Case Frt Optt (D3 W/205 Case)	480836
2.	5.555	YOKE, Rr Supt (Incls #4 & 5)	7815849
3.	5.586	BOLT, Aux Frt Prop Sh ⁴	1245809
4.	5.586	RING, Ujt Yoke Trun Brq Snap	1456507
5.	5.548	JOINT KIT, Universal	7806140
6.	5.548	BALL KIT, Universal C/V	7815848
7.	5.555	YOKE, Link	7809057
8.	5.544	SHAFT, Aux Prop (Incls 2,4,5,6,7,9,10,11,14,15)(D1)	7845043
	5.544	SHAFT, Aux Prop (Incls 2, 4, 5, 6, 7, 9, 10, 11, 14, 15)(D3 W/208 Transfer Case)	7845102
	5.544	SHAFT, Aux Prop (Incls 2, 4, 5, 6, 7, 9, 10, 11, 14, 15)(D3 W/205 Transfer Case)	7846045
9.	5.586	CLAMP, Prop Sh ⁴ Boot (6 242)	7840235
10.	5.586	BOOT, Prop Sh ⁴	7845127
11.	5.555	YOKE, Slip	7845119
12.	5.596	BOLT, Prop Sh ⁴ & Ujt Strap (D1)	14018700
13.	5.596	STRAP, Prop Sh ⁴ & Ujt (D1)	3682979
14.	5.548	REPAIR KIT, Jlt	386451
15.	5.586	RING, Ujt Yoke Trun Brq Snap	3721867
16.	5.586	BOLT, "U", Ujt to Trans (D3)	1358938
17.	8.031	WASHER, Spr Lk (5/16") (D3)	
18.	8.015	NUT, Hex (5/16"-18) (D3)	



T5-53 B

1984-87 "D1,3" PROP SHAFT/REAR (TRANSFER CASE TO REAR AXLE)

1.	5.555	YOKE, Prop Shf Slip (D1)	7636665
	5.555	YOKE, Prop Shf Slip (D3)	14029852
2.	5.548	JOINT KIT, Universal (D1)	7606140
	5.548	REPAIR KIT, U Joint (D3)	374246
3.	5.544	SHAFT ASM, Prop (Incls # 1,2)(D1)	7844074
	5.544	SHAFT ASM, Prop (Incls # 1,2)(D3 W/208 Transfer Case)	14067762
	5.544	SHAFT ASM, Prop (Incls # 1,2)(D3 W/205 Transfer Case)	14020403
4.	5.588	STRAP, Prop Shf to Rr Axle (D1)	7846740
	5.588	RETAINER, Prop Shf to Rr Axle (D3)	3820486
5.	5.588	BOLT, Prop Shf Ret or Strap to Rr Axle	14018700


NOTES

BLANK-14

GROUP 6.000

ILLUSTRATION INDEX

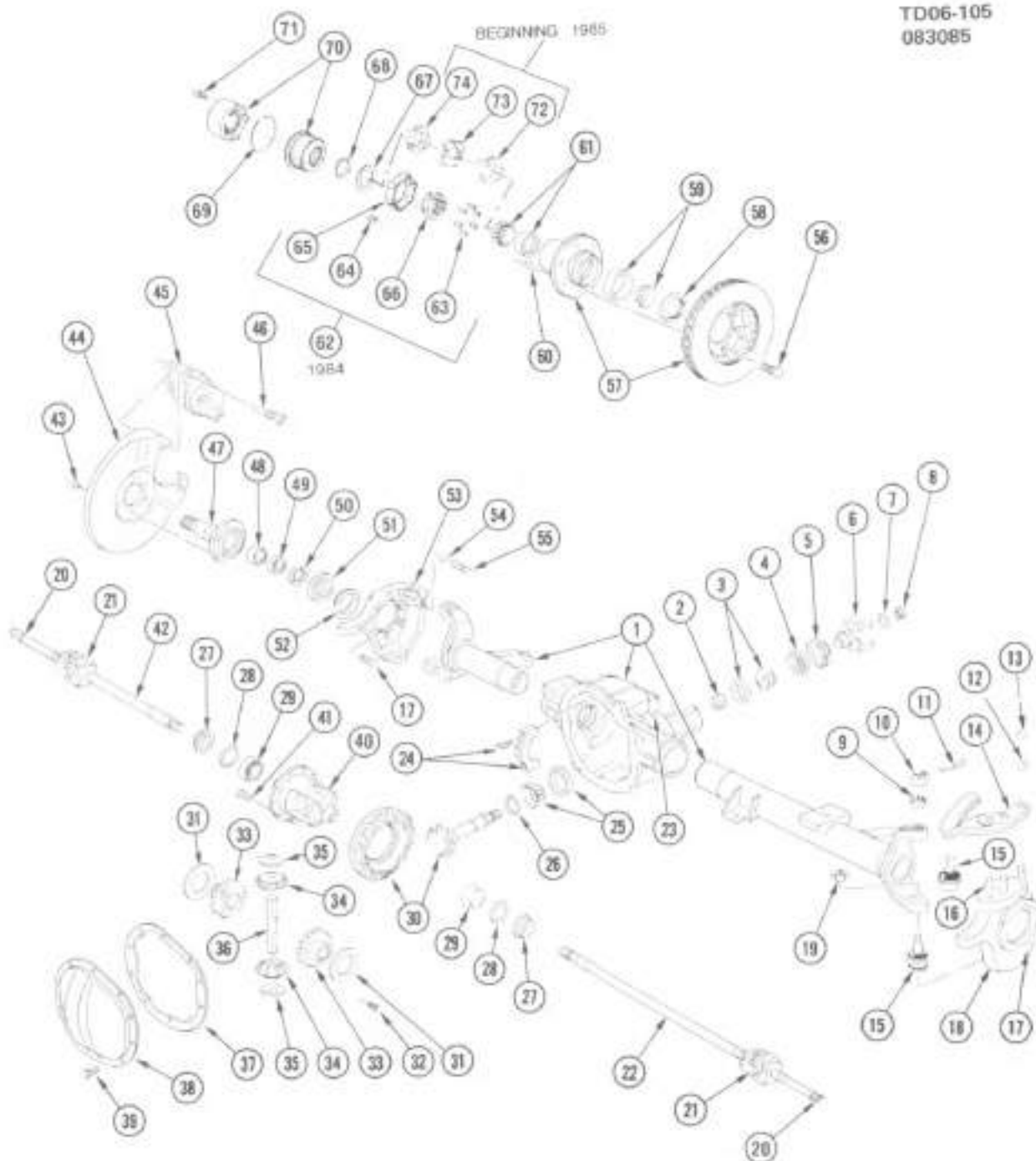
	TITLE	PAGE
1984.87	"D1" AXLE ASM/FRONT	5-2
1984.87	"D3" AXLE ASM/FRONT	5-4
1984.87	"D1.3" HUB DETAILS/LOCKING	5-6
1984.87	"D1" STEERING LINKAGE	5-7
1984.87	"D3" STEERING LINKAGE	5-8
1984.87	"D1.3" STEERING SYSTEM & RELATED PARTS	6-10
1984.87	"D1.3" STEERING COLUMN	6-12
1984.87	"D1.3" STEERING PUMP ASM	6-14
1984.87	"D1.3" STEERING/BRAKE PUMP MOUNTING & LINES	6-15
1984.86	"D1.3" STEERING GEAR ASM	6-16



NOTES

BLANK-15

TD06-105
083085



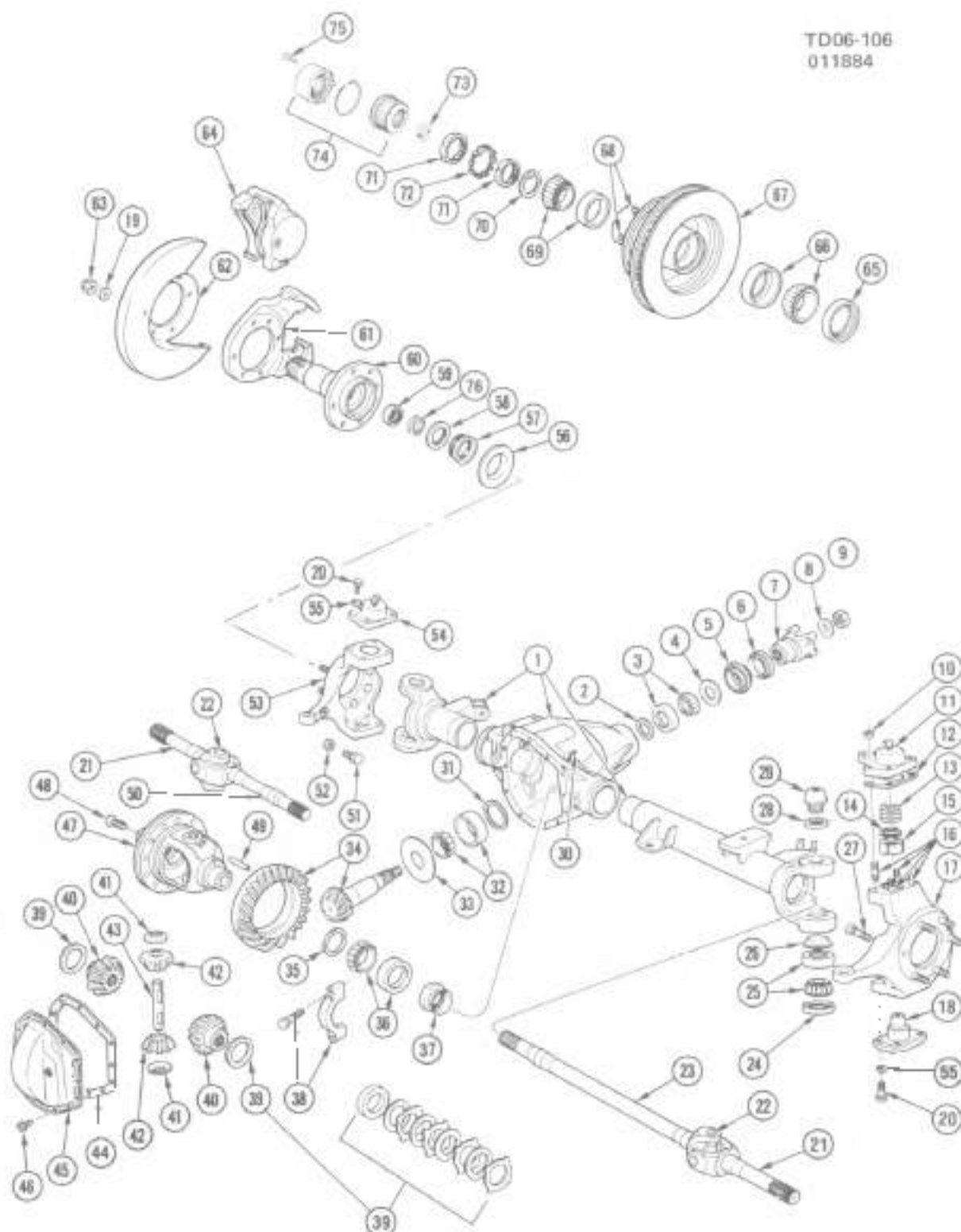
TD06-105

1984-87 "D1" AXLE ASM/Front

1984-87 "D1" AXLE ASM/Front

1.	6.008	HOUSING ASM	14095588	38.	5.398	COVER, Diff Carr (Incls Magnet & Fil Plug)	14063308
2.	5.453	SPACER, Drive Png Brg	1234728	39.	8.900	BOLT, Hex Serrated Wa Hd (5/16"-18 x 7/8")	
3.	5.447	BEARING ASM, Png Frt	7450984	40.	5.510	CASE, Diff (less internal gears)	1252981
4.	5.489	SEAL ASM, Png Fig Oil	458659	41.	5.531	BOLT, Dr Gear to Case	14005913
5.	5.545	DEFLECTOR, Prop Shf Png Fig	543319	42.	6.055	SHAFT, Axle Inner-RH	458878
6.	5.545	FLANGE, Prop Shf Png (Incls #5)	3988624	43.	5.002	NUT, Frt Brk Fig Mtg	14058133
7.	5.595	WASHER, Prop Shf Png Exp	517900	44.	4.855	PLATE ASM, Brk Clpr Mt-H	14023429
8.	5.595	NUT, Prop Shf Png Fig	1260823	45.	4.855	PLATE ASM, Brk Clpr Mt-RH	14023430
9.	6.022	RING, Bal: Stud Adj	3967845	46.	4.855	CALIPER ASM, LH	18007961
10.	6.172	NUT, Strg Knu Lwr Ball Stud	3967844	47.	4.855	CALIPER ASM, RH	18007962
11.	8.938	PIN, Cotter (1/8" x 1 1/2")		48.	4.855	BOLT, Brk Caliper	5468228
12.	6.174	ADAPTER, Strg Arm Stud	3965138	49.	6.020	SPINDLE, Whl Hse (Incls 4-48 49) (1984)	14072919
13.	6.917	NUT, Hex Prev Torg (9/16"-18) (301M)		50.	6.020	SPINDLE, Whl Hse (Incls 4-48 49, 50) (1985-86)	464039
14.	6.103	ARM, Strg Knu	3979552	51.	6.056	BEARING ASM, Dr Shf	3965121
15.	6.203	REPAIR KIT, Strg Knu Sec. Asm Up & Lwr (Includes both upper & lower socket & items 9, 10)	14039008	52.	6.056	SEAL, Hub Spdl Brg	375855
16.	6.174	STUD, Strg Arm	3965137	53.	6.056	SPACER, Orr Shf Big	375852
17.	5.002	BOLT, Frt Brk Fig Mtg	14008652	54.	6.056	SEAL, Seal	375851
18.	6.020	KNUCKLE ASM, LH (Incls #9 thru 17, 19, 54 & 55)	14013071	55.	6.056	DEFLECTOR, Orr Shf Oil	6273934
19.	6.172	NUT, Strg Knu Lwr Ball Stud		56.	6.020	KNUCKLE ASM, RH (Incls #9 thru 17, 19, 54 & 55)	14013072
20.	6.056	SHAFT, Axle Otr (1984)	14072918	57.	8.915	NUT, Hex (3/8"-24) (286M)	
21.	6.056	SHAFT, Axle Otr (1985-86)	15521884	58.	6.009	BOLT, Strg Knu Stop	3711876
22.	6.080	REPAIR KIT, Axle "U" Joint	6273940	59.	5.812	BOLT, Whl	3995841
23.	6.056	SHAFT, Axle Inner LH	458877	60.	5.809	ROTOR, W/Hub, Frt Whl	14026765
24.	6.008	CONNECTOR, Diff Carr (5, 187)	14058299	61.	6.326	SEAL, Frt Whl Inner Brg	6273948
25.	N.S.	BOLT & BEARING CAP, Part of item #1		62.	6.311	BEARING ASM, Frt Whl Inner	9437512
26.	5.484	BEARING ASM, Png Rr	7451155	63.	5.813	NUT, Whl (7/16"-20)	358501
27.	5.480	SHIM KIT, Dr Png Brg (See Catalog)		64.	6.313	BEARING ASM, Frt Whl Orr	7451226
28.	6.061	SEAL ASM, W/Guide Tube Oil	6273977	65.	6.310	LOCKNUT, Axle Hub (Incls 63, 65, 68) (1984)	14072926
29.	5.537	SPACER, Diff Brg Adj (.170) (Used Selectively with Shimkits in Group 5.537)	9775809	66.	N.S.	PIN, Locknut Spiral (Part of #62) (1984)	
30.	5.536	BEARING, Diff Sl	9420095	67.	6.308	KEY, Hub Lk Locknut (1984)	14072927
31.	5.529	GEAR KIT, Rg & Png (3.08)	1258709	68.	N.S.	CAGE, Locknut (Part of #62) (1984)	
32.	5.549	WASHER, Diff Sl Gear Thrust	393578	69.	N.S.	LOCKNUT, Hub (Part of #62) (1984)	
33.	5.516	SCREW, Diff Png Shf Lk	14058196	70.	6.022	WASHER, Outer Shf Thrust	14072921
34.	5.527	GEAR KIT, Diff Sl (Kit includes 2-5 Gears, 2-Pinion Gear, Thrust Washers, Pinion Shaft)	1397647	71.	6.934	RING, Reinf Ext Ret Type I (1/4" Dia Shf)	
35.	6.526	GEAR, Diff Png (Also part of #33)	6270977	72.	6.308	LOCK RING, Hub Lk Body	14070348
36.	5.542	WASHER, Diff Png Thrust	3984818	73.	6.308	LOCK ASM, Axle Hub (See also LOCKING HUB detail illus)	14070372
37.	5.517	SHAFT, Diff Png	14006401	74.	6.308	BOLT, Hub Lk (Torx Cap 4-32 x 1 1/2")	14070350
38.	5.399	GASKET, Hsg Cvr	458860		6.022	NUT, Whl Big Adj (1985-86)	14034410
					6.022	RING, Whl Big Adj Nut & Drag Sleeve Lk (1985-86)	14026772
					6.022	NUT, Whl Brg Adj Lk (1985-86)	14034413

TD06-106
011884



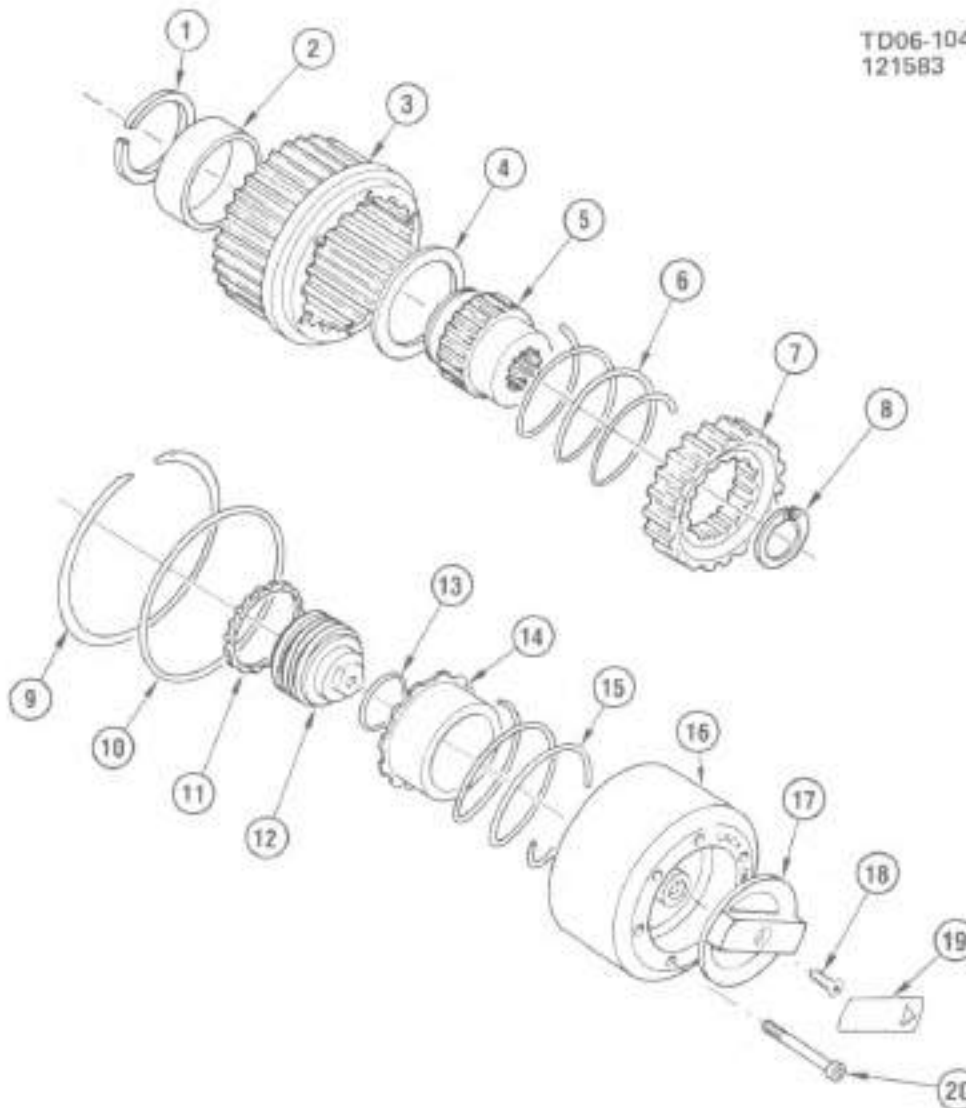
TD06-106

1984-87 "D3" AXLE ASM/FRONT

1984-87 "D3" AXLE ASM/FRONT

1.	6.008	HOUSING, Frt Axle	14050886	5	528	GEAR, Diff Side (W/Limited Slip)	345685
2.	5.460	SHIM, Png Brg Adj (See Catalog)		41.	5.542	WASHER, Diff Png Thrust	2238256
3.	5.447	BEARING ASM, Drive Png Otr	9413133	42.	5.528	GEAR, Diff Png	850074
4.	5.545	SLINGER, Drive Png Oil (1984)	2353014	43.	5.517	SHAFT, Diff Png	2358883
	5.545	SLINGER, Drive Png Oil (1985-87)	14091427	44.	5.399	GASKET, Diff Carr Cvr	6273951
5.	5.469	SEAL, Png Flg Oil	14079089	45.	5.398	COVER KIT, Diff Carr (Incls #44, 46, 47 & Flg Plug)	14075383
6.	5.545	DEFLECTOR, Prop Shf Png Flg	462851	46.	5.398	BOLT, Diff Carr Cvr	850072
7.	5.545	FLANGE, Prop Shf Png (Incls #R)	462859	47.	5.510	CASE, Diff (Less internal gears) (Exc Limited Slip)	2358860
8.	5.545	WASHER, Drive Png Oil Slinger Nut (1984-85)	2353015		5.510	CASE, Diff (Less internal gears) (W/Limited Slip)	345683
	5.545	WASHER, Drive Png Oil Slinger Nut (1986-87)	3865187		5.510	CASE ASM, Diff (W/Internal gears) (W/Limited Slip)	345656
9.	8.917	NUT, Shf Png Brg, Prev Torq Hex Lk (7/8"-14) (301M)		48.	5.531	BOLT, Hyd Drive Gear (1984)	2358877
10.	6.897	NUT, Strg Arm	3580920		5.531	BOLT, Hyd Drive Gear (1985-87)	879305
11.	6.103	ARM, Strg	462801	49.	5.518	PIN, Png Shf Lk	273541
12.	6.225	GASKET, Strg Knu King Pin Cap	462800	50.	8.055	SHAFT, Axle Inner-RH	462808
13.	6.203	SPRING, Strg Knu King Pin Cnpr	462799	51.	6.008	BOLT, Strg Knu Stop	9711875
14.	6.203	RETAINER, King Pin Bushing Spr	475504	52.	8.915	NUT, Hex (3/8"-24) (285M) (1984-85)	
16.	6.203	BUSHING, King Pin	462798		8.915	NUT, Hex (3/8"-24) (285M) (1986-87)	
18.	6.026	STUD, Strg Arm Mtg	462855	53.	6.020	KNUCKLE ASM, Strg-RH (Includes items 27, 51 & 52)	462854
17.	6.020	KNUCKLE ASM, Strg-LH (Includes item 16, 27, 51 & 52)	462853	54.	6.225	CAP, Strg Knu King Pin	471750
18.	6.225	CAP, King Pin Brg	462803	55.	8.931	WASHER, Spr Lk (1/2")	
19.	6.022	WASHER, Spindle Mtg	14009617	56.	6.058	DEFLECTOR, Orr Shf Oil	14009611
20.	8.900	BOLT, Hex (1/2"-20 x 1 1/4") (300M)		57.	6.061	SEAL, Orr Shf Oil	462811
21.	6.055	SHAFT, Axle Outer	15594118	58.	6.068	SPACER, Orr Shf Brg	462812
22.	6.080	REPAIR KIT, Axle "U" Joint	462809	59.	6.058	BEARING KIT, Spdl Orr Shf (Incls #58, 77)	14009626
23.	6.055	SHAFT, Axle Inner-LH	462807	60.	8.020	SPINDLE KIT, Whl (Incls #57, 59, 59, 77)	476075
24.	6.225	SEAL, King Pin Brg Cap Lub	462805	61.	4.685	BRACKET, Brk Clpr Mt LH	462823
25.	6.071	BEARING ASM, King Pin Cap	9418355		4.685	BRACKET, Brk Clpr Mt RH	462824
26.	6.225	RETAINER, King Pin Brg Cap	462804	62.	5.002	SHIELD, Disc Brk Splash LH	462813
27.	6.022	BOLT, Spindle Mtg	462856		5.002	SHIELD, Disc Brk Splash RH	462814
28.	6.225	SEAL, King Pin	14009612	63.	8.917	NUT, Prev Torq Hex Lk (1/2"-20)	
29.	6.203	PIN, King Pin	462794	64.	N.S.	CALIPER ASM (See Caliper illus)	
30.	6.008	CONNECTOR, Vent Hose	14058299	65.	6.325	SEAL, Hub to Spdl Inner	463748
31.	5.460	SHIM, Png Brg Adj (See Catalog)		66.	6.311	BEARING ASM, Hub Inner (5.536)	7451928
32.	5.484	BEARING ASM, Drive Png R	9413168	67.	5.809	ROTOR, W/Hub & Bolts	14079008
33.	5.484	SLINGER, Png Brg Inner	462863	68.	5.812	BOLT, Whl	14002236
34.	5.529	GEAR KIT, Rg & Png (4.56)	3965147	69.	6.313	BEARING ASM, Hub Outer (5.536)	9428908
35.	5.837	SHIM, Diff Brg Adj (See Catalog)		70.	5.830	WASHER, Hub Nut	3683658
36.	5.536	BEARING ASM, Diff Side	9412411	71.	5.829	NUT, Hub Brg Adj	3683657
37.	6.061	SEAL ASM, W/Guide Inner Shf	462857	72.	5.830	LOCK, Hub Brg Adj Lock	3683659
38.	N.S.	BEARING CAP & BOLT, Part of item 1		73.	6.308	RING, Drive Gear Pot	464141
39.	5.543	WASHER, Diff Side Gear Thrust (Exc Limited Slip)	2238256	74.	6.063	LOCK ASM, Axle Hub (See also LOCKING HUB detail illus)	14070373
	5.511	DISC UNIT, Diff (W/Limited Slip)	14075384	75.	8.063	BOLT, Hub Lk (Torx Cap #8-32 x 1 1/2")	14070350
40.	5.528	GEAR, Diff Side (Exc Limited Slip)	345681	76.	8.326	SEAL, Spindle Inr Needle Brg (V Block)	14012967

TD06-104
121583



TD06-104

1984-87 'D1,3' HUB DETAILS/LOCKING

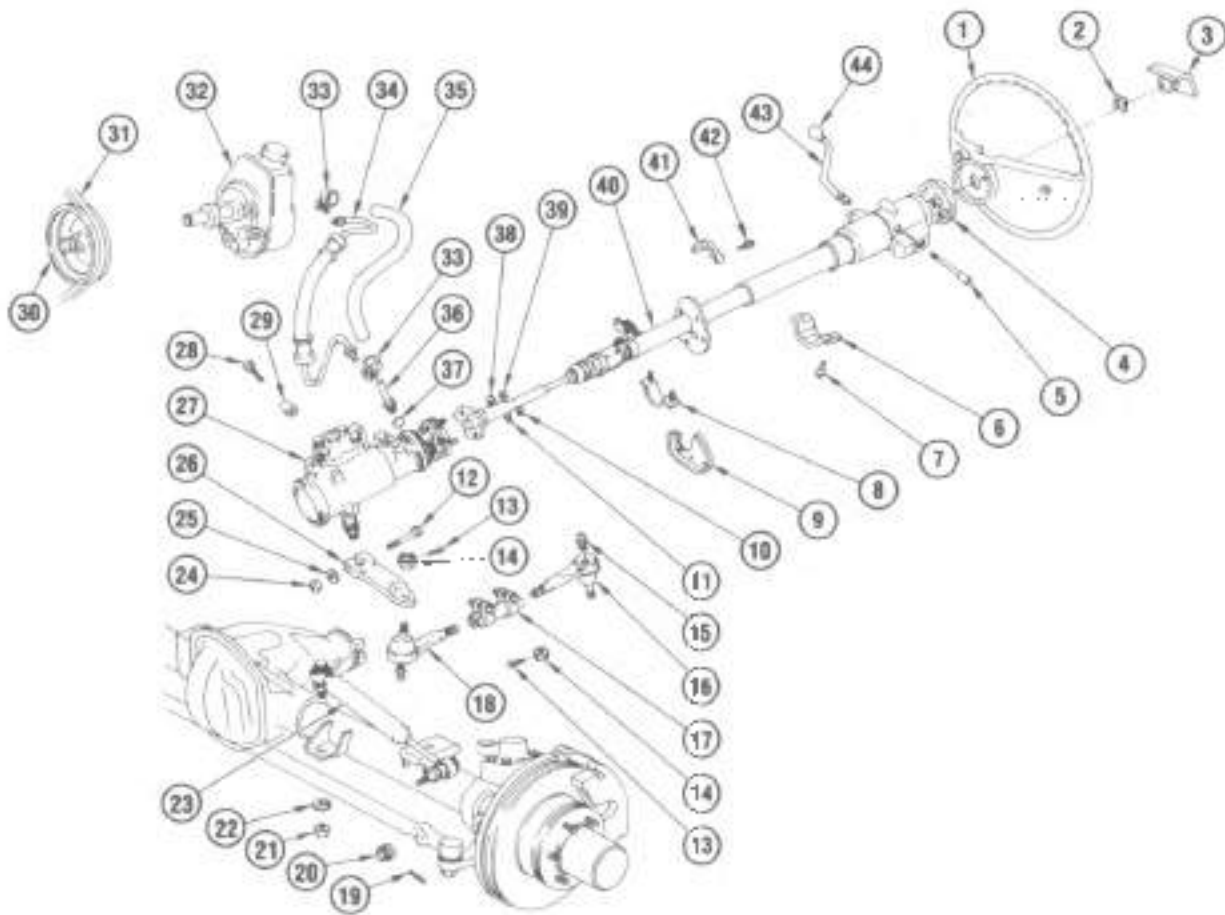
1.	N.S.	RING, Internal Snap Rng (Part of #3)	11.	N.S.	NUT, Clutch (Part of #16)
2.	N.S.	BEARING, Hub (Part of #3)	12.	N.S.	SCREW, Dail (Part of #16)
3.	6.308	BODY UNIT, Hub Lock (D1) (Incls #1 thru #7)	13.	N.S.	SEAL, "O" Ring (Part of #16)
		14075395	14.	N.S.	CUP, Clutch (Part of #16)
6.308		BODY UNIT, Hub Lock (D3) (Incls #1 thru #7)	15.	N.S.	SPRING, Compression (Part of #16)
		14075386	16.	6.308	CAP UNIT, Hub Lock (D1) (Incls #10 thru #19)
4.	N.S.	WASHER, Hub Wear (Part of #3)			14075395
5.	N.S.	HUB, Axle Shaft (Part of #3)	6.308		CAP UNIT, Hub Lock (D3) (Incls #10 thru #19)
6.	N.S.	SPRING, Compression (Part of #3)			14075385
7.	N.S.	RING, Clutch (Part of #3)	17.	N.S.	DIAL, Control (Part of #16)
8.	N.S.	RING, Retaining (#1)	18.	N.S.	SCREW, Tap, Flat Hd C/R (#8 18 x 1/2") (Part of #16)
9.	N.S.	RING, Lock (#1)	19.	N.S.	DECAL, Dail (Part of #16)
10.	N.S.	SEAL, "O" Ring (#1)	20.	6.083	BOLT, Torx Hd Cap (#8 32 x 1 1/2") (#1)
		14070350			

NOTE 1. REPAIR UNIT, Hub Lk. 14075397 (D1), 14075387 (D3). Grp 6.308 (Incl #8,9,10,20)

NOTES

BLANK-18

TD06-103
122283



TD06-103

1984-87 'D1,3' STEERING SYSTEM & RELATED PARTS

1984-87 'D1.3' STEERING SYSTEM & RELATED PARTS

1.	6.513	WHEEL, Strg	9782199
2.	6.515	RETAINER, Strg Whl Nut	419454
3.	2.820	CAP, Horn But	9781175
4.	6.500	COVER, Strg Sht Lk Ph	7819738
5.	2.897	LEVER, T/Sig, WSW, WSWA & Dimmer Sw	22510143
6.	6.760	SUPPORT, Strg Col Up	7809925
7.	8.900	BOLT, Hex (M8-1.25 x 12)	
	6.518	WASHER, Strg Col (4.037)	580378
8.	6.760	CLAMP, Strg Col Dash	467283
9.	6.758	COVER, Strg Col Dash Lwr	14027745
10.	8.915	NUT, Hex (3/8"-24)	
11.	8.931	WASHER, Spr Lk (3/8")	
12.	8.900	BOLT, Hex (5/8"-18 x 3 1/2")	
13.	8.938	PIN, Cotter (1/8" x 1 1/2")	
14.	8.917	NUT, Hex Slotted (5/8"-18)	
15.	8.984	FITTING, Straight (1/4"-28 x 1/2")	
16.	6.874	SOCKET, Strg Conn Rod (Long)	362298
17.	6.870	SLEEVE, Strg Conn Rod	14007644
18.	6.874	SOCKET, Strg Conn Rod (Short)	362297
19.	8.938	PIN, Cotter (3/32" x 1")	
20.	8.917	NUT, Hex Slotted (1/2"-20)(301M)(Copper Plated)	
21.	8.917	NUT, Prev Torq Hex Lk (1/2"-20)(301M)	
22.	8.931	WASHER, Spr Lk (1/2")	
23.	6.865	ABSORBER, Strg Helay & Tie Rod Shk	4893563
24.	8.917	NUT, Prev Torq Hex Lk (9/16"-18)(301M)	
25.	8.929	WASHER, Flat (9/16"-ID 1 1/8"-OD 1 1/8" Thk)	
26.	6.889	ARM, Pitman	14084880
27.	6.508	GEAR, Hyd Strg	7848959
28.	6.509	BOLT, Strg Gear	343178
29.	6.509	SPACER, Strg Gear	343179
30.	6.655	PULLEY, Hyd Pump (W/100 Amp Sys)	14087701
	6.655	PULLEY, Hyd Pump (W/200 Amp Sys)	14084343
31.	1.088	BELT, Fan & Hyd Pump (3/8"-45 x 1/2" (V2))	14050459
32.	6.605	PUMP, Hyd	7838936
33.	6.948	CLAMP, Hose (1/4" to 5/8")	
34.	6.670	HOSE, Strg Gear Inlet	7838942
35.	6.982	HOSE, Strg Gear Return, Bulk (3/8"-ID x 10')	
36.	6.671	PIPE, Strg Gear Oil Rr	22514738
37.	6.874	SEAL, "O" Ring (7.65mm ID 1.63mm Thk)	7829923
38.	8.931	WASHER, Spr Lk (5/16")	
39.	8.915	NUT, Hex (5/16"-24)	
40.	6.518	COLUMN, Strg	7843369
	6.528	SHAFT, W/Cplg, Strg Inter	7831570
41.	6.758	COVER, Strg Col Dash Up	14027746
42.	8.977	SCREW, Hex Wa Type (M6 3-181 x20)	
43.	4.008	LEVER, Trans Cont (1984)	14034728
	4.008	LEVER, Trans Cont (1985-87)	14081915
44.	4.005	KNOB, Trans Cont Lvr	14049351

This diagram illustrates the exploded view of a mechanical assembly, featuring 64 numbered components. The parts are organized into several main sections:

- Top Section (Parts 1-14):** Includes a series of gears and shafts at the top, with parts numbered 1 through 14.
- Middle Section (Parts 15-33):** Features a central housing or frame (part 15) with various internal components, including a large cylindrical part (part 36) and a smaller cylindrical part (part 35).
- Bottom Section (Parts 34-64):** Shows a long, horizontal assembly consisting of a series of rollers or guides (parts 34-40) and a long shaft or rod (part 41) with various fittings and components (parts 42-64).

The diagram uses dashed lines to indicate the assembly path and alignment of the components.

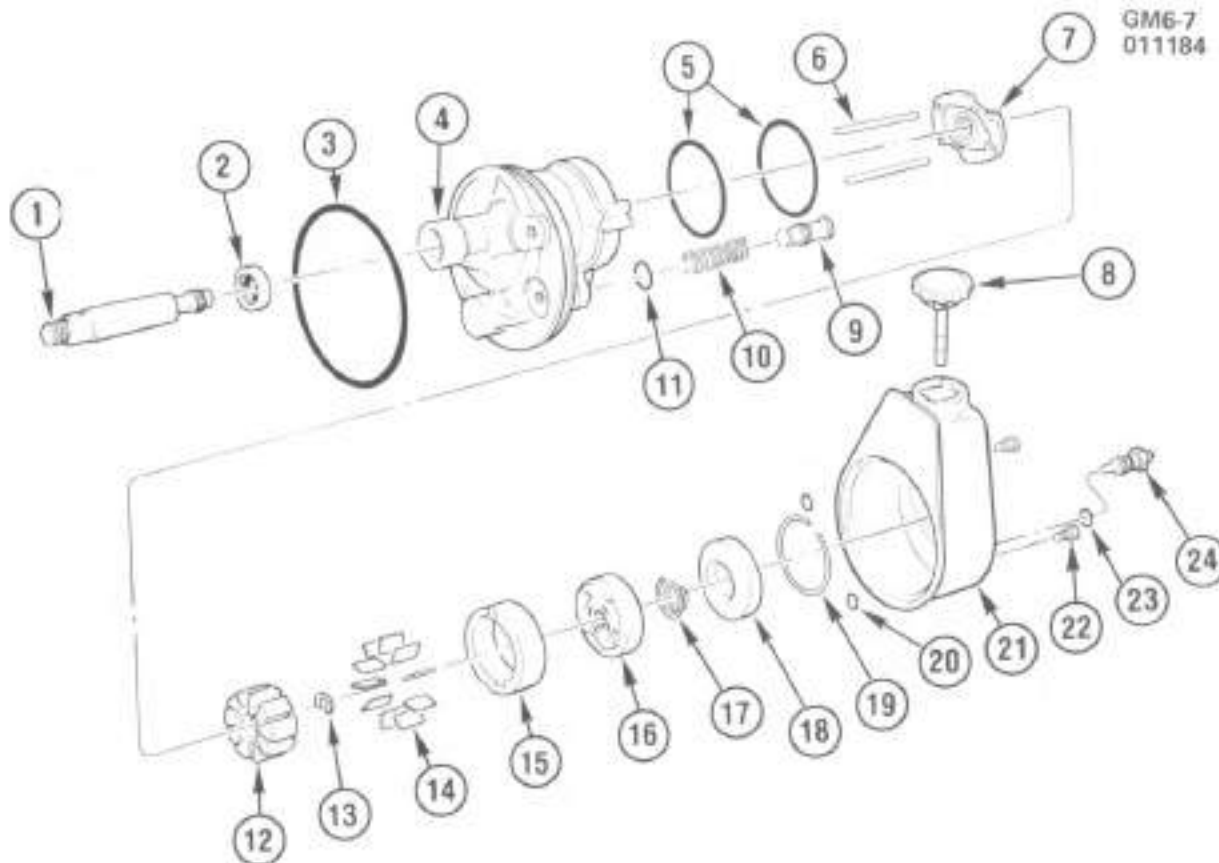
1984-87 'D1,3' STEERING COLUMN

1984-87 "D1.3" STEERING COLUMN

1.	6.515	RETAINER, Strg Whl Nut	419454
2.	8.915	NUT, Hex (M14 x 1.5 x B)	
3.	6.500	COVER, Shf Lk Pl	7819738
4.	6.500	RETAINER, Upr Shf	580074
5.	6.500	LOCK, Shf	7837185
6.	2.896	CAM, T/Sig CANK	7812136
7.	6.521	SPRING, Shf Upr Brg	7819898
8.	2.895	SCREW, Sig Sw Mtg	7809128
9.	8.977	SCREW, Rd Lq Crowned Wb Hd Tau (M4 2 x 1.41 x 20)	
10.	2.895	ARM, Dir Sig Sw Actr	7843400
11.	2.895	SWITCH, Dir Sig	1997983
12.	2.906	SCREW, Dir Sig Sw Hsg	7806867
13.	6.521	WASHER, Shf Upr Ret Ring Thrust	7800580
14.	2.195	SWITCH, Key Warn Buzzer	7804414
15.	2.195	CLIP, Alarm Sw Ret	7830375
16.	2.195	SCREW, Cy Lk Ret	7830377
17.	6.518	HOUSING KIT (incl # 18,20,21,22,23)	7837032
18.	2.195	SECTOR KIT, Ign Sw Actr	7812576
19.	2.188	CYLINDER, Ign Lk (Coded W-Key)	7843294
20.	6.521	BEARING, STRG COL HSG	7819517
21.	6.521	BUSHING, Brg Retaining	7832808
22.	2.819	CONTACT, Horn Circ (In Shroud)	7832984
23.	6.521	RETAINER, Upr Brg	7832311
24.	18.067	SWITCH, Dimmer Pivot & Wiper (2 Ssd)	7840274
25.	6.500	BOLT, W/ Spring, Shf Lk	7806185
26.	2.195	SPRING, Ign Sw Rack Preload	7804410
27.	2.195	RACK, Sw W/ Actr Rod	7843358
28.	6.518	COVER, Housing	7830209
29.	2.895	SCREW, Sig Sw Mtg	7809128
30.	4.027	SCREW, Shift Lvr Ret	7830314
31.	4.027	GATE, Shift Lvr	7846130
32.	6.500	WASHER, Lk Bolt Spr Thrust	7806960
33.	2.459	PIN, Dimr Sw Actr Pivot	7830384
34.	4.008	SPRING, G/S Lever	7837378
35.	4.010	BOWL ASM, G/S Lvr (Incl # 34 & 36)	7836169
36.	4.010	SHROUD, Hsg	7827078
37.	6.521	BEARING, Bowl Lwr	7827111
38.	6.518	JACKET, Col (Incl # 37)	7842684
39.	2.906	PROTECTOR, Sig Sw & Horn Wire	7830336
	6.758	PROTECTOR, Sig Col Wiring (3 RET)	7828271
40.	2.459	ROD, Dimr Sw Actr	26002804
41.	2.459	SWITCH, Dimmer	7844166
42.	2.188	SCREW, Ign Sw	7806433
43.	2.195	STUD, Dimmer & Ign Sw Mtg	7846418
44.	2.188	SWITCH, Ign	1990115
45.	8.915	NUT, Hex (#10-24)	
46.	6.758	SEAL, Strg Col Dash	7814387
47.	4.025	TUBE, Shift	7842688
48.	4.027	WASHER, Hsg Lwr Hrg Spr Thrust	7832112
49.	4.027	SPRING, Shift Tube Return	7810567
50.	6.521	ADAPTER, Shf Lwr Hrg	7805822
51.	6.521	BEARING, Lwr Shift Tube	7805700
52.	6.521	REINFORCEMENT, Lwr Brg Adapter	7804440
53.	6.521	CLIP, Lwr Hrg Adapter	7804439
54.	6.524	SHAFT, Strg Main	7831538
55.	6.525	BOLT, Cplg Shf	7832907
56.	8.915	NUT, Prev Torq Hex Lk (M10 x 1.5)	
57.	6.525	COUPLING, W/ Plug, Inter Strg Shf	7831571
58.	6.525	RETAINER, Inter Strg Shf Cplg Seal	7809408
59.	6.525	BEARING, Strg Shf Upr Cplg	5871921
60.	N.S.	PIN, Strg Shf (Part of # 64)	
61.	N.S.	SEAL, Shf Cplg (Part of # 64)	
62.	6.525	WASHER, Cplg & Clamo Inter Shf	7817454
63.	6.525	SPRING, Strg Shf Cplg	7809409
64.	6.525	SHAFT, W/ Cplg, Strg Inter	7831570

NOTE 1 Used on automatic transmission columns only

GM6-7
011184



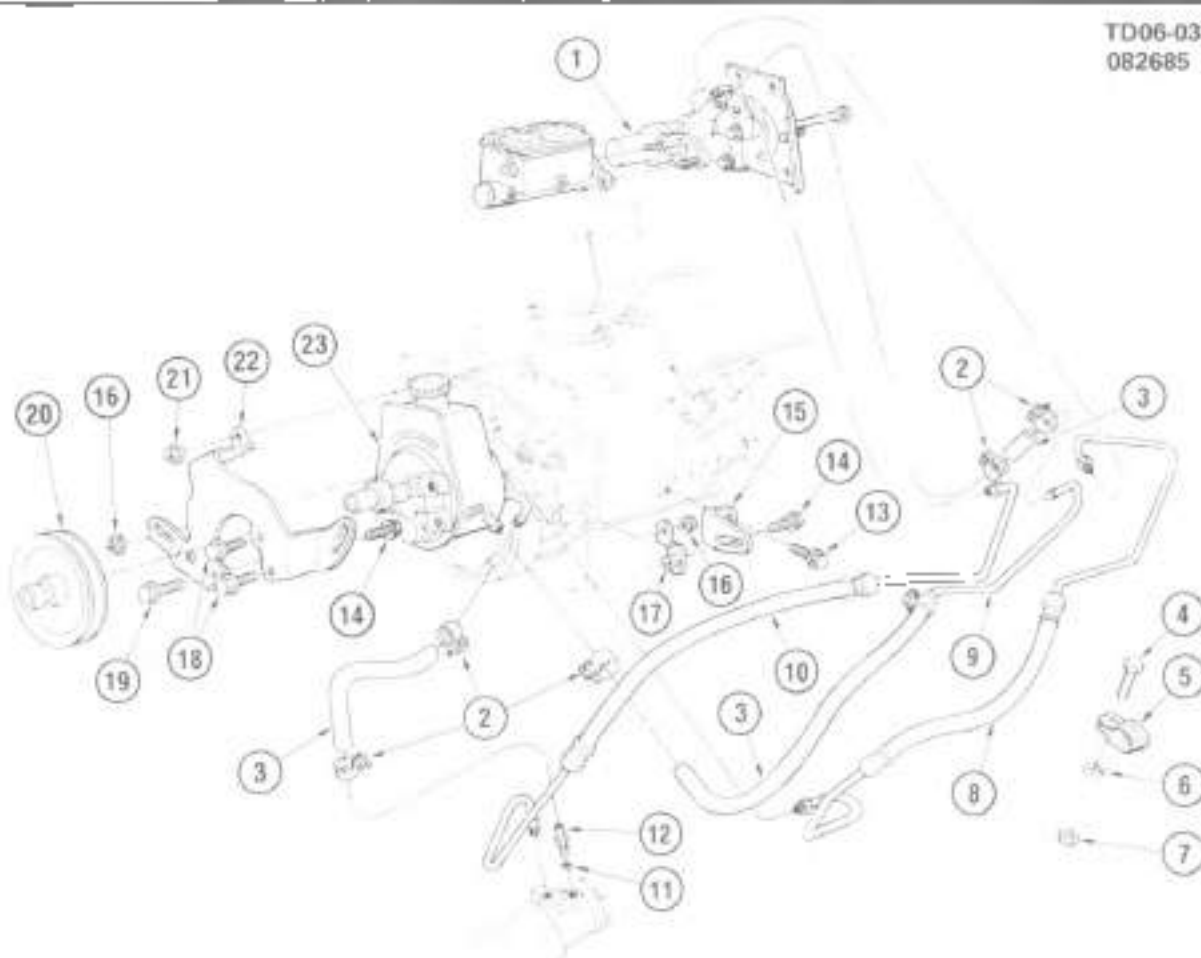
GM6-7.9

1984-87 "D1.3" STEERING PUMP ASM

1.	6.614	SHAFT, Drive (Includes item 13)	7837321
2.	6.617	SEAL, Drive Shaft (Also part of item 4)(1)	7808196
3.	6.635	SEAL, Housing "O" Ring (Also part of item 21)(1)	6688016
4.	6.608	HOUSING (Includes item 2)	7830238
5.	6.609	SEAL ("1")	7814503
6.	6.608	PIN, Ring Dowel	6689357
7.	6.612	PLATE, Thrust(1)	7836369
8.	6.635	CAP, Reservoir	7834183
9.	6.624	VALVE, Flow Control	7809232
10.	6.612	SPRING, Flow Control	6688037
11.	6.674	SEAL, O-Ring (Also part of item 24)(1)	6688036
12.	N.S.	ROTOR (Part of item 15)	
13.	6.616	RING, Drive Shaft Retaining (Also part of item 1 & 15)(1)	7837284
14.	N.S.	VANE (Part of item 15)	
15.	6.610	RING KIT, Rotor Vane (Incls 12, 13 & 14)	7837322
16.	6.612	PLATE, Pressure(2)	7838669
17.	6.612	SPRING, Pressure Plate(2)	7838667
18.	6.609	PLATE, End	6689358
19.	6.609	RING, End Plate Retaining	6688014
20.	N.S.	SEAL (Part of item 21)(1)	
21.	6.635	RESERVOIR KIT (Incls 3, 20 & 23)	7839499
22.	6.635	BOLT, Reservoir	7830239
	6.606	STUD, Reservoir	7831388
23.	N.S.	SEAL (Part of item 21)(1)	
24.	6.673	FITTING (Incls #11)	7830913

NOTE 1: Part of Group 6.609 SEAL KIT (6688044), incl #2, 3, 5, 17, 20, 23

NOTE 2: Part of Group 6.612 PLATE KIT (7839386), incl #7, 13, 16, 17

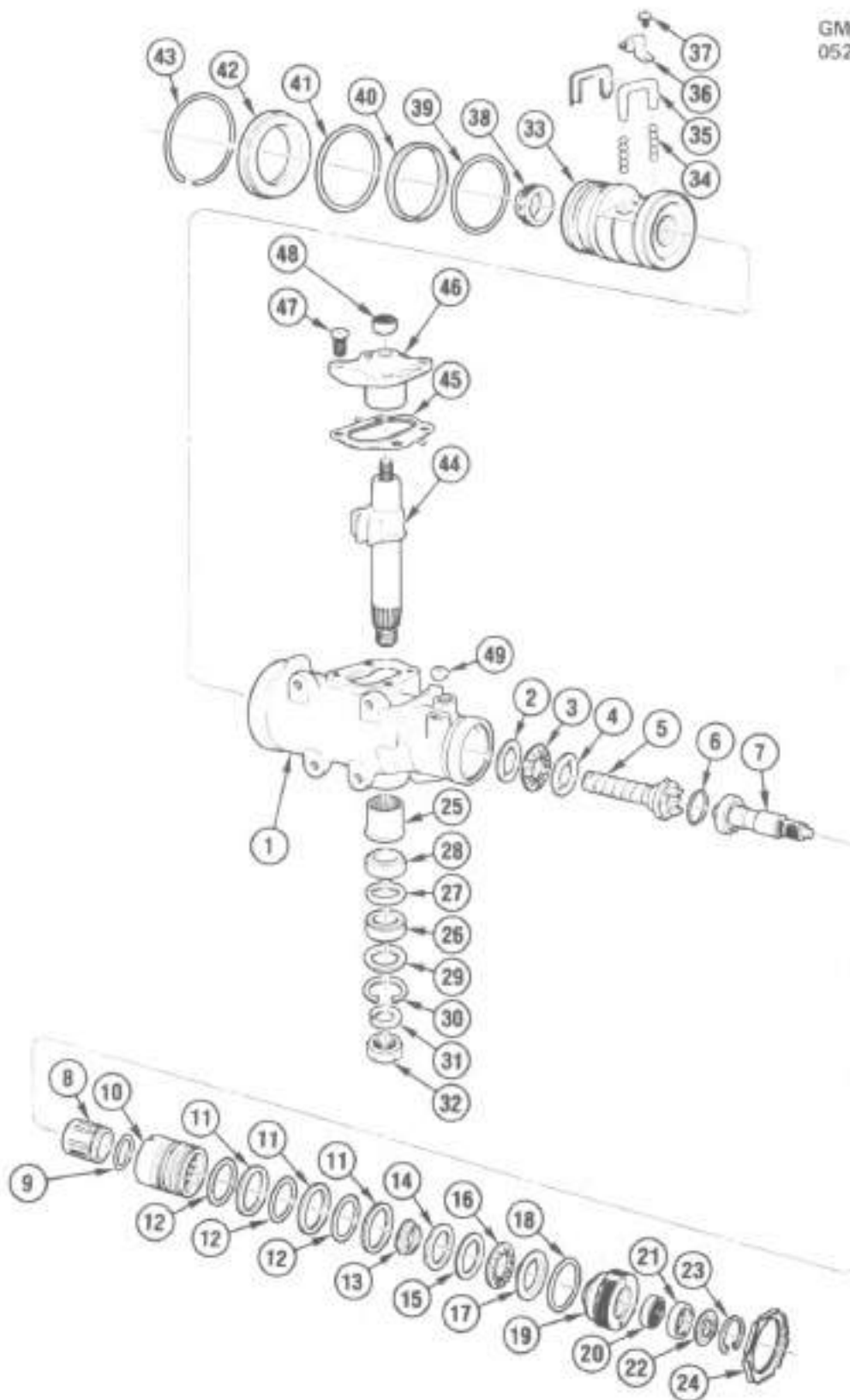


TD06-032

1984-87 "D1.3" STEERING/BRAKE PUMP MOUNTING & LINES

1.	4.805	BOOSTER, Hyd Pump (D1)	18521935
	4.805	BOOSTER, Hyd Pump (D3)	14055057
2.	8.948	CLAMP, Hose Worm (5/16" to 3/4")	
3.	8.962	HOSE, Hyd (3/8" ID Bulk)	
4.	8.900	BOLT, Hex (5/16" x 18 x 3/4")	
5.	4.845	CLIP, Rods Pipe	338696
6.	8.931	WASHER, Lk (5/16")	
7.	8.915	NUT, Hex (5/16" x 18)	
8.	4.845	HOSE, Fwd Brk Boos Int	7838941
9.	8.964	TUBING, Steel (1/4" OD)	
10.	6.670	HOSE, Strg Gear Int	7838942
11.	6.674	SEAL (7.65mm ID x 1.63mm Thk)	7828923
12.	6.671	PIPE, Strg Gear Oilt	22514738
13.	8.900	BOLT, Hex (M10-1.5 x 20)	
	8.929	WASHER, Fl (13/32" ID 13/16" OD 1/16" Thk)	
14.	8.900	BOLT, Hex Wa Fd (M10-1.5 x 25)	
15.	6.606	BRACKET, Hyd Strg Pump Fr	14033880
16.	8.917	NUT, Hex Fg (M10-1.5)	
17.	8.606	BRACE, Hyd Strg Pump	14033881
18.	8.900	BOLT, Hex (M10-1.5 x 16)	
19.	8.900	BOLT, Hex Hd W/Con Spr Wa (M10-1.5 x 30)	
20.	8.855	PULLEY, Hyd Pump (Sngl Groove)(Exc Ambulance)	14067701
	8.855	PULLEY, Hyd Pump (2 Groove)(Ambulance)	14084343
21.	8.917	NUT, Hex Fg Prev Tors (M10-1.5)(Exc Ambulance)	
	8.917	NUT, Hex Fg (M10-1.5)(Ambulance)	
22.	6.606	BRACKET, Hyd Pump Fr Adj	14033879
23.	8.805	PUMP, Hyd	7838938

GM06-080
052083



GM06-080.9

1984-86 "D1,3" STEERING GEAR ASM

1984-86 "D1.3" STEERING GEAR ASM

1	N.S.	HOUSING, Strg Gr(*6)	
2	N.S.	RACE, Thrust Brg(*12)	
3	N.S.	BEARING, Lwr Thrst(*12)	
4	N.S.	RACE, Thrust Brg(*12)	
5	N.S.	WORM, Strg(*5)	
6	N.S.	SEAL, Stub Sh(*1.4)	
7	N.S.	SHAFT, Stub(*1)	
8	N.S.	SPOOL, Valve(*1)	
9	N.S.	SEAL, Spool(*1.4)	
10	N.S.	BODY, Vlv(*1)	
11	N.S.	RING, Vlv Body(*1.4)	
12	N.S.	SEAL, Vlv Body(*1.4)	
13	N.S.	RETAINER, Adj Brg(*2.9)	
14	N.S.	SPACER, Thrust Brg(*2.9)	
15	N.S.	RACE, Upr Thrust Brg(*2.9)	
16	N.S.	BEARING, Vlv Asm(*2.9)	
17	N.S.	RACE, Thrust Brg(*2.9)	
18	6.840	SEAL, Adj Plug(*3)	5686527
19	N.S.	PLUG, Adj(*2)	
20	6.826	BEARING, Adjuster Plug(*2)	7828012
21	N.S.	SEAL, End Plug Stub Sh(*2.3)	
22	N.S.	SEAL, Stub Sh(*2.3)	
23	N.S.	RING, Ret(*2.3)	
24	6.832	NUT, Adjusting Plug (2 1/4"-20)	7828012
25	6.786	BEARING, Pitman Shaft Gear(*5)	5697804
26	N.S.	SEAL, Pitman Shf Oil Double Lip(*6.15)	
27	N.S.	WASHER, Pitman Shf Seal B/U(*6.15)	
28	6.865	SEAL, Pitman Shf Oil(*6.15)	
29	N.S.	WASHER, Pitman Shf Seal B/U(*6.15)	
30	N.S.	RING, Ret(*6.15)	
31	6.861	WASHER, Pitman Arm Lock (7/8"[*17])	
32	6.861	NUT, Pitman Arm (7/8"[*14])([*17])	
33	N.S.	RACK, W/Piston Strg Gear(*5)	
34	N.S.	BALL KIT, Gear Worm(*5.16)	
35	6.842	GUIDE, Ball Rtn(*5)	6696774
36	6.843	CLAMP, Ball Rtn Guide(*5)	6686539
37	6.686	SCREW, (W/Leakwasher) Brg(*5)	6696151
38	6.686	PLUG, Piston End(*5)	7817356
39	N.S.	SEAL, Piston Ring B/U (2 7/16" ID)(*5.13)	
40	N.S.	RING, Pwr Cyl Piston(*5.13)	
41	N.S.	SEAL, Hsg End Cvr "O" Ring(*10)	
42	6.824	PLUG, Hsg End	5686615
43	N.S.	RING, Hsg End(*10)	
44	N.S.	GEAR, Pitman Shf(*6)	
45	N.S.	SEAL KIT, Hsg Si Cvr (1 7/8, 1 1/2)	
46	N.S.	COVER ASM, Hsg Guide(*7)	
47	6.809	BOLT, Hsg Si Cvr (1 5/8, 1 1/2)	7816516
48	6.822	NUT, Lash Adj(*7)	5687973
49	N.S.	VALVE, Hsg(*6.14)	

The parts indicated with numbers are serviced in the following kits or units: (Some parts may be serviced in several different kits)

NOTE 1: 6.550 - VALVE ASM, Strg Gear (Part Number 7832055)

NOTE 2: 6.830 - PLUG ASM, Adj (Part Number 7832731)

NOTE 3: 6.840 - SEAL KIT, Adj Plug (Part Number 7832730)

NOTE 4: 6.552 - SEAL KIT, Vlv Ring (Part Number 5687182)

NOTE 5: 6.566 - RACK, Strg Gear W/Piston & Nut (Part Number 7817529)

NOTE 6: 6.803 - HOUSING ASM, W/Ring Strg Gear (Part Number 7834333)

NOTE 7: 6.807 - COVER ASM, Hsg Si (Part Number 7817464)

NOTE 8: 6.850 - GEAR KIT, Pitman (Part Number 7818609)

NOTE 9: 6.825 - BEARING KIT, Upr Thrst (Part Number 7832729)

NOTE 10: 6.825 - SEAL KIT, End Plug (Part Number 7817485)

NOTE 11: 6.809 - SEAL KIT, Hsg Si Cvr (Part Number 7817486)

NOTE 12: 6.835 - BEARING KIT, Lwr Thrst (Part Number 7826850)

NOTE 13: 6.579 - SEAL KIT, W/Seal & Ring (Part Number 7817487)

NOTE 14: 6.873 - VALVE KIT, Chk (Part Number 7834284)

NOTE 15: 6.955 - SEAL KIT, Pitman Shf (Part Number 7826470)

NOTE 16: 6.844 - BALL KIT, Recirculatory (Part Number 5695513)

NOTE 17: Not used on 4WD Vehicles, see STEERING LINKAGE ILLUSTRATION

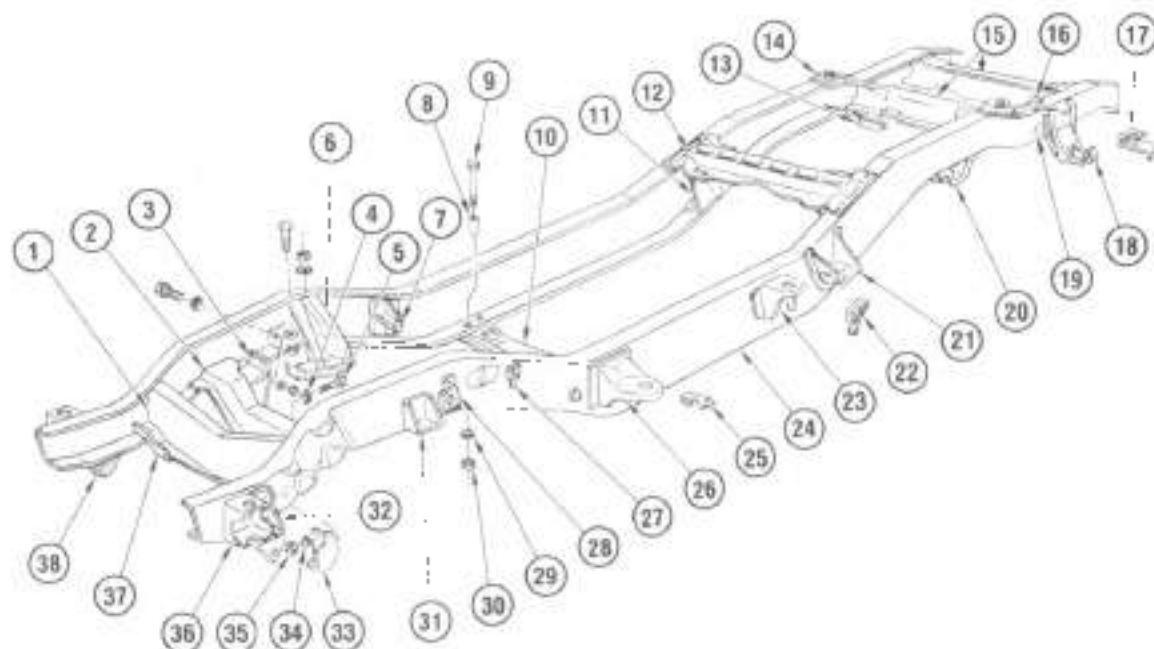
NOTES

BLANK.17

GROUP 7.000

ILLUSTRATION INDEX

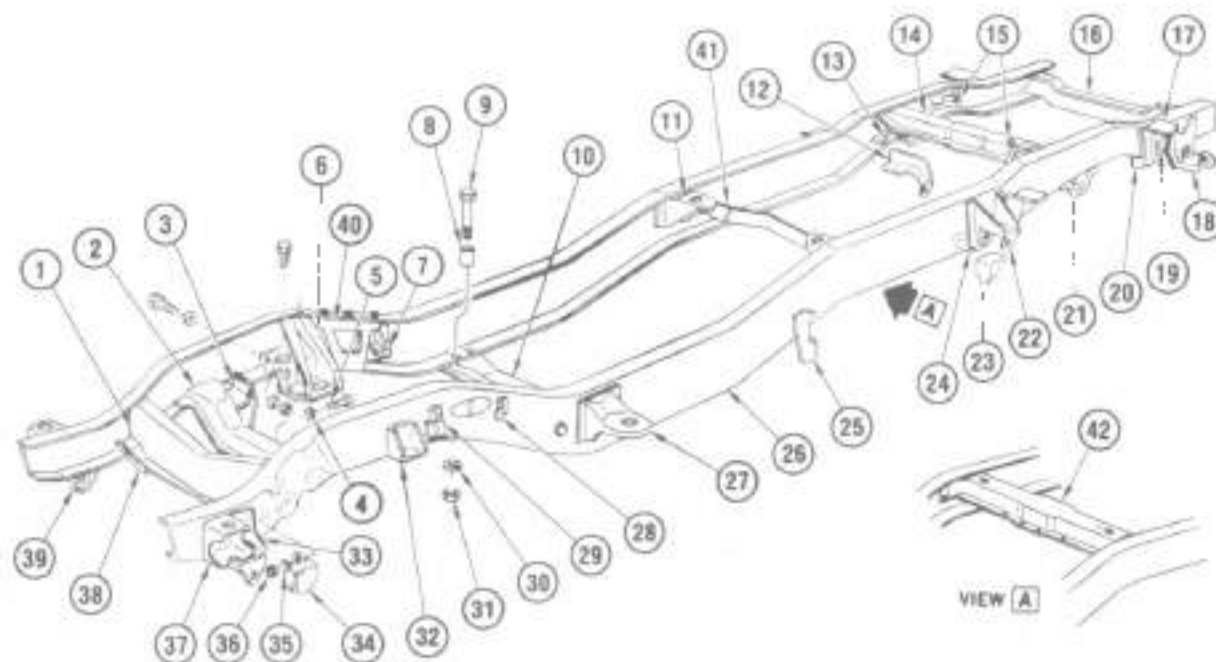
	TITLE	PAGE
1984-87	"D1" FRAME ASM	7-1
1984-87	"D3" FRAME ASM	7-2
1984-87	"D1.3" SUSPENSION/FRONT	7-4
1984-87	"D1" SUSPENSION/REAR	7-6
1984-87	"D3" SUSPENSION/REAR (EXC AUXILIARY SPRING)	7-8
1984-87	"D3" SUSPENSION/REAR (W/AUXILIARY SPRING)	7-10
1984-87	"D1.3" BUMPER/FRONT	7-12
1984-87	"D1" BUMPER/REAR	7-14
1984-87	"D3" BUMPER/REAR	7-16
1984-87	"D1" SPARE WHEEL CARRIER	7-17
1984-87	"D3" SPARE WHEEL CARRIER	7-17



TD07-063

1984-87 "D1" FRAME ASM

7 003	FRAME (1984-87) (Incls # 1, 11, 12, 15, *6, 24 & 37)	15589794	21.	7.112	HANGER, Rr Spr Frt LH	480373	
1.	7 010	MEMBER, Frt Cross	14024587	22.	7.112	HANGER, Rr Spr Frt RH	480374
2.	0 029	SUPPORT, Eng Frt	14072695	23.	4.785	BRACKET, Pk Brk Pk Cal	14056582
3.	0 029	REINFORCEMENT, Eng Frt Supt (RH only)	14072690	24.	9.009	BRACKET, Body Mt #2	14029286
4.	8 929	WASHER, Flat (3/8" ID 3/4" OD 1/16" Thk)		25.	7.008	MEMBER, Si-LH (1984)	14056641
5.	8 900	BOLT, Hex (3/8"-16 x 1 1/8")		26.	7.008	MEMBER, Si-RH (1984)	14056642
6.	7.421	BRACKET, F/Axl Bpr (1984)	14045653	27.	7.008	MEMBER, Si-LH (1985-86)	14072631
	7.421	BRACKET, F/Axl Bpr (1985-87)	15522381	28.	7.008	MEMBER, Si-RH (1985-86)	14072632
7.	7.105	HANGER, Frt Spr Rr	6271344	29.	4.785	BRACKET, Pk Brk Frt Cbl	14056588
8.	4.081	SPACER, Trans Supt (6 509)	343179	30.	9.008	BRACKET, Body Mt #1	14040892
9.	4.085	BOLT, Trans Supt (6 605)	343178	31.	7.395	BRACKET, Frt S/Abs Fm-LH	3943493
10.	4.081	SUPPORT, Trans	14034558	32.	7.395	BRACKET, Frt S/Abs Fm-RH	3943494
11.	7.039	BRACE, Rr Spr C/Mbr	14041286	33.	4.681	BRACKET, Frt Brk Hose-LH	14036719
12.	7.012	MEMBER, Rr Spr Frt Hngr Cr	14024577	34.	4.681	BRACKET, Frt Brk Hose-RH	14036720
13.	4.681	BRACKET, Rr Brk Hose	338599	35.	8.915	NUT, Hex (7/16"-14)	
14.	9.009	BRACKET, Body Mt #3-RH	326418	36.	7.421	BRACKET, Frt Spr Bpr	450397
	9.009	BRACKET, Body Mt #3-LH	6274179	37.	7.105	REINFORCEMENT, Frt Spr Hngr	14029194
15.	7.014	MEMBER, F/Tank Cr & Rr Cr	14067782	38.	7.039	REINFORCEMENT, Frt C/Mbr (LH on y)	14024593
16.	7.380	BRACKET, Rr S/Abs Fm (LH only)	6271341	39.	8.931	WASHER, Lk (3/8")	
17.	9.009	SUPPORT, Body Mt #4 LH	14043889	40.	8.915	NUT, Hex (3/8"-18)	
	9.009	SUPPORT, Body Mt #4 RH	14043890	41.	1.274	BRACKET, Rad Supt	14029193
18.	7.112	HANGER, Rr Spr Rr	6270213	42.	7.242	BRACKET, Frt Stab Shl Fm-LH	328059
19.	7.112	REINFORCEMENT, Rr Spr Rr Hngr	6270214	43.	7.242	BRACKET, Frt Stab Shl Fm-RH	328080
20.	5.394	BRACKET, Rr Axl Bpr	327280	44.	7.105	HANGER, Frt Spr Frt-LH	326438
				45.	7.105	HANGER, Frt Spr Frt-RH	326440



TD07-053

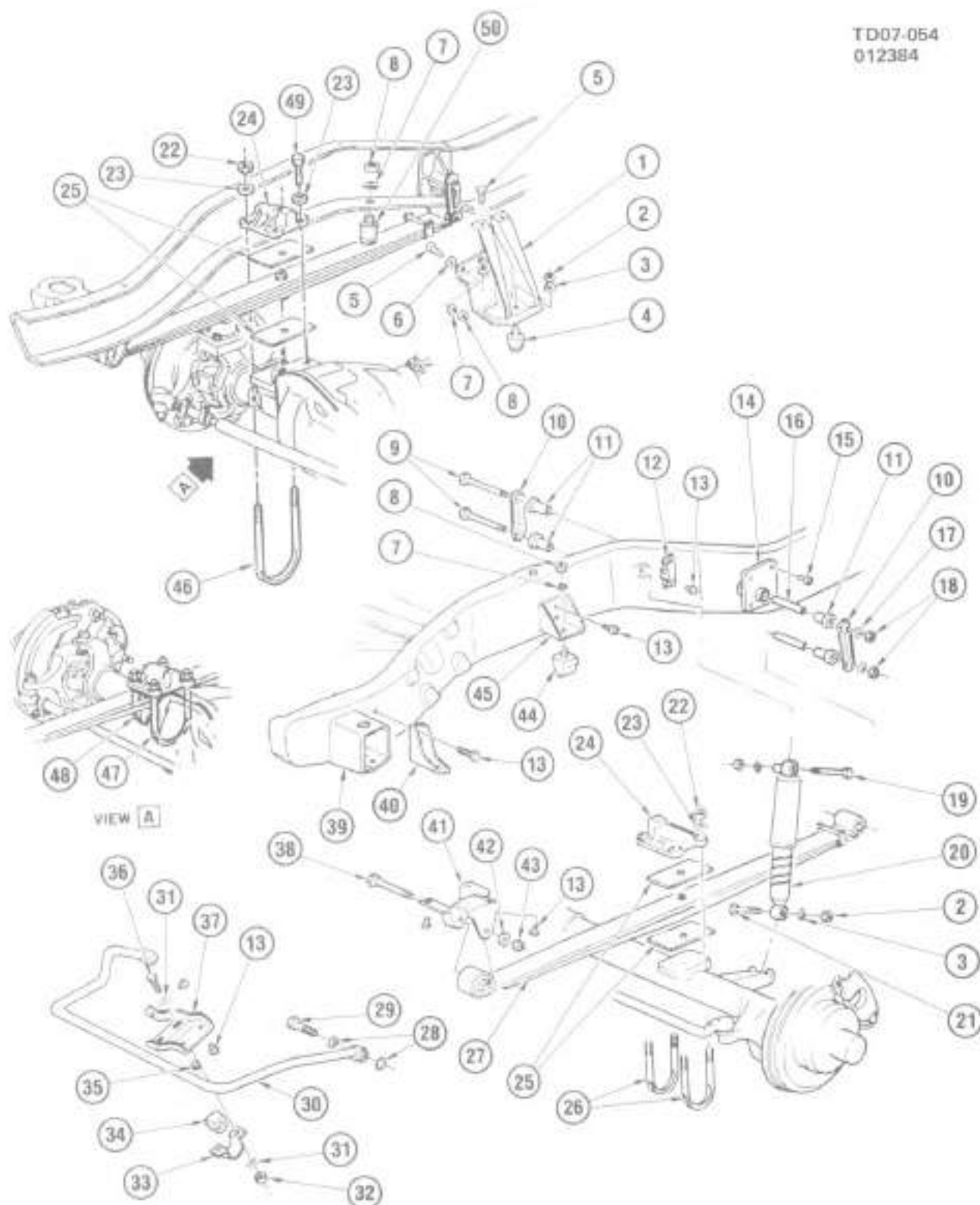
1984-87 "D3" FRAME ASM

0	7.003	FRAME (1984) (Incls #1, #3, 14, 15, #6, 26 & 38)	14076343	7.112	REINFORCEMENT, Rr Spr Frt Hngr R/L	14041288	
	7.003	FRAME (1985-87) (Incls #1, 13, 14, #5, 16, 26 & 38)	16689789	26.	4.785	BRACKET, Pk Brk Frt Cb	14053588
1.	7.010	MEMBER, Frt Cross	14024687	28.	7.008	MEMBER, S-LH	14072639
2.	0.029	SUPPORT, Eng Frt	14072635		7.008	MEMBER, S-RH (1984)	14055650
3	0.029	REINFORCEMENT, Eng Frt Supt (RH on vt)	14072630		7.008	MEMBER, S-RH (1985-87)	14072640
4.	8.929	WASHER, Flat (3/8"-ID 3/4"-OD 1/16"-Thk)		27	9.009	BRACKET, Body Mt #1	14040692
5.	8.900	BOLT, Hex (3/8"-16 x 1 1/8")		28	7.395	BRACKET, Frt S/Abs Firm-LH	3943493
6.	7.421	BRACKET, F/Axl Bpr	14046654		7.395	BRACKET, Frt S/Abs Firm-RH	3943494
7.	7.105	HANGER, Frt Spr Rr	8271344	29	4.681	BRACKET, Frt Bk Hsg-LH	14064259
8.	4.081	SPACER, Trans Supt (6.509)	343178		4.681	BRACKET, Frt Bk Hsg-RH	14036720
9.	4.085	BOLT, Trans Supt (6.505)	343178	30	8.929	WASHER, Flt (15/32"-ID 7/8"-OD 3/32"-Thk)	
10.	4.081	SUPPORT, Trans	14034558	31	8.915	NUT, Hex (7/16"-14)	
11.	9.009	BRACKET, Body Mt #2 (1984)	14024567	32	7.421	BRACKET, Frt Spr Bpr	480397
				33	7.105	REINFORCEMENT, Frt Spr Hngr	14029194
12.	4.681	BRACKET, Rr Brk Hsg	14038789	34	7.039	REINFORCEMENT, Frt C/Mbr (LH only)	14024693
13.	7.039	BRACE, Rr Spr C/Mbr	14041288	35	8.931	WASHER, Lk (3/8")	
14.	7.012	MEMBER, Rr Spr Cr (1984)	14061353	36	8.915	NUT, Hex (3/8"-16)	
	7.012	MEMBER, Rr Spr Cr (1985-87)	15638347	37.	1.274	BRACKET, Rad Supt	14029193
15.	7.380	BRACKET, Rr S/Abs Firm	334656	38.	7.242	BRACKET, Frt Stab Shl Frm-LH	328059
16.	7.014	MEMBER, Rr Cross	14024685		7.242	BRACKET, Frt Stab Shl Frm-RH	328060
17.	7.526	BRACKET, Aux Spr	328200	39.	7.105	HANGER, Frt Spr Frt-LH	326439
18.	7.112	HANGER, Rr Spr Frt	14000211		7.105	HANGER, Frt Spr Frt-RH	326440
19.	7.112	REINFORCEMENT, Rr Spr Rr Hngr	14000212	40.	7.003	REINFORCEMENT, Frm-LH (1985-87)	16599997
20.	7.526	REINFORCEMENT, Aux Spr Brkt	14000213		7.003	REINFORCEMENT, Frm-RH (1985-87)	16599998
21.	5.394	BRACKET, Rr Axl Bpr	14000214	41.	3.162	SUPPORT, Rr Fuel Pipe (1984)	487609
22	7.112	HANGER, Rr Spr Frt	14000209	42.	3.162	REINFORCEMENT, Fuel Rr Pipe Supt (7.012; (1985-87)	16593955
23	4.785	BRACKET, Pk Bk Fr Cb	14071973				
24	7.112	REINFORCEMENT, Rr Spr Frt Hngr LH	14041287				

NOTES

BLANK-18

TD07-054
012384



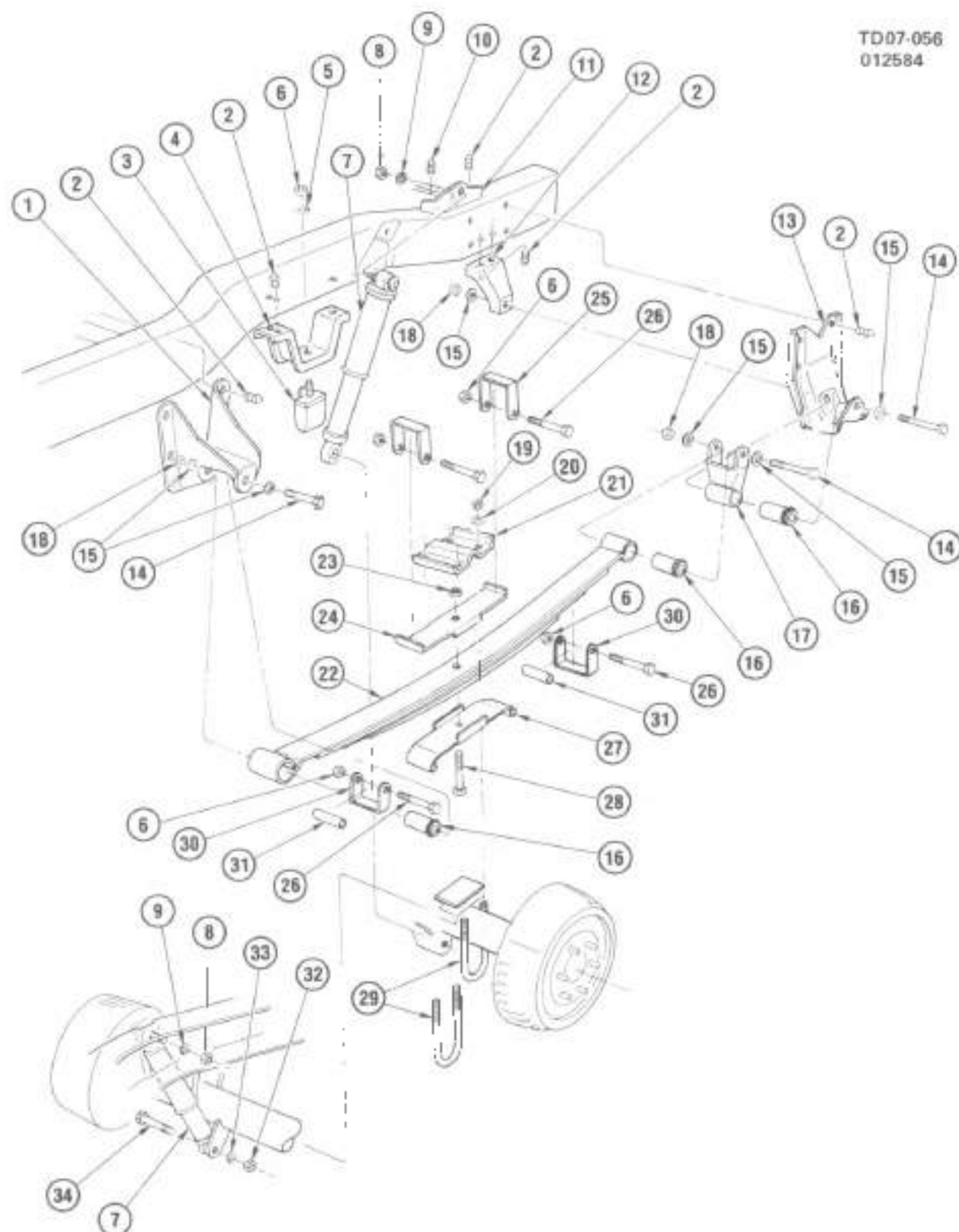
TD07-054

1984-87 "D1.3" SUSPENSION/FRONT

1984-87 "D1.3" SUSPENSION/FRONT

1.	7.421	BRACKET, F/Axl Spr (D1)(1984)	14045853
	7.421	BRACKET, F/Axl Spr (D1)(1985-87)	15522381
	7.421	BRACKET, F/Axl Spr (D3)	14045854
2.	8.915	NUT, Hex (1/2" x 3)	
3.	8.929	WASHER, Lk (1/2")	
4.	7.422	BUMPER, Frt Axle	14029200
5.	8.900	BOLT, Hex (3/8" x 16 x 1")	
6.	8.929	WASHER, Fl (13/32"ID 13/16 OD 1/16"Thk)	
7.	8.931	WASHER, Spr Lk (3/8")	
8.	8.915	NUT, Hex (3/8" x 6)	
9.	8.900	BOLT, Hex (7/16" x 20 x 5")(300M)	
10.	7.435	SHACKLE UNIT, Frt Spr (Incls #9, 11, 16, 17, 18)	6272088
11.	7.524	BUSHING, Frt Spr Shk	3593913
12.	7.395	BRACKET, Frt Spr Abs Fm-LH	3943493
	7.395	BRACKET, Frt Spr Abs Fm-RH	3943494
13.	N.S.	RIVET, Button Hd Chisel Point Solid (3/8" x 1")	
14.	7.105	HANGER, Frt Spr Rr	6271344
15.	N.S.	RIVET, Button Hd Chisel Point Solid (3/8" x 1 1/4")	
16.	7.425	SPACER, Frt Spr Shk	3975204
17.	8.929	WASHER, Spl St (15/32"ID 1 1/8"OD 1/8"Thk)	
18.	8.917	NUT, Prev Torq Tension Hex Lk (7/16" x 20)(300M)	
19.	8.900	BOLT, Hex (1/2" x 13 x 3 1/2")(300M)	
20.	7.345	ABSORBER, F/Sk (D1)	3187843
	7.345	ABSORBER, F/Sk (D3)	3187846
21.	8.900	BOLT, Hex (1/2" x 13 x 2 7/8")(300M)	
22.	8.915	NUT, Hex (5/8" x 18)	
23.	8.929	WASHER, Fl (21/32"ID 1 5/16"OD 3/32"Thk)	
24.	7.425	PLATE, Frt Spr U-Bolt Anc-LH (D1)	379393
	7.425	PLATE, Frt Spr U-Bolt Anc-RH (D1)	379394
	7.425	PLATE, Frt Spr U-Bolt Anc-LH (D3)	370055
	7.425	PLATE, Frt Spr U-Bolt Anc-RH (D3)	370056
25.	7.425	SPACER, Spr (5 1/2" x 2 1/2")	3970988
26.	7.417	BOLT, Frt Spr U-LH (6 3/4"long 3 1/4" dia 5/8" 18)(D1)	379397
	7.417	BOLT, Frt Spr U-LH (7 1/2"long 3 1/4" dia 5/8" 18)(D3)	370053
27.	7.412	SPRING, Frt (Complete) (Also serviced by the following components)	460354
	7.415	LEAF, Frt Spr #1	460356
	7.415	LEAF, Frt Spr #2	460358
	7.415	LEAF, Frt Spr #3	460359
	7.413	BUSHING, Frt Spr	3687751
	7.513	SLEEVE, Frt Spr #2-#3 Leaf Clin	334536
	7.513	CLIP, Frt Spr #3 Leaf	334539
	7.506	BOLT, Frt Leaf Spr Ctr	3979879
	7.425	SPACER, Spr Leaf	3970988
28.	7.243	WASHER, Frt Stab Shf	328131
29.	7.242	BOLT, Frt Stab Shf	328130
30.	7.241	SHAFT, Frt Stab	328132
31.	8.929	WASHER, Fl (15/32"ID 7/8"OD 3/32"Thk)	
32.	8.917	NUT, Prev Torq Tension Hex Lk (7/16" x 14)	
33.	7.242	BRACKET, Frt Stab Shf Bushing	14015725
34.	7.243	BUSHING, Frt Stab Shf	14015724
35.	N.S.	RIVET, Button Hd Chisel Point (3/8" x 1 1/8")	
36.	8.900	BOLT, Hex (7/16" x 14 x 1 1/2")	
37.	7.242	BRACKET, Frt Stab Shf Fm LH	328059
	7.242	BRACKET, Frt Stab Shf Fm RH	328060
38.	8.900	BOLT, Hex (9/16" x 12 x 5")(300M)	
39.	1.274	BRACKET, Red Supl	14029193
40.	7.105	REINFORCEMENT, Frt Spr Hngr	14029194
41.	7.105	HANGER, Frt Spr Fm-LH	326439
	7.105	HANGER, Frt Spr Fm-RH	326440
42.	8.929	WASHER, Fl (9/16"ID 1 1/8"OD 1/16"Thk)	
43.	8.917	NUT, Prev Torq Tension Hex Lk (5/16" x 12)	
44.	7.422	BUMPER, Frt Spr	359877
45.	7.421	BRACKET, Frt Spr Spr	460397
46.	7.417	BOLT, Frt Spr U-RH (7 3/4"long 4"ID 5/8" 18)(D3)	370054
47.	7.417	BOLT, Frt Spr U-RH (8 3/4"long 3 3/4"ID 5/8" 19)(D1)	379398
48.	7.417	BOLT, Frt Spr U-PH (8 3/4"long 3 1/4"ID 5/8" 19)(D1)	379397
49.	7.417	BOLT, Frt Spr (5/8" x 18 x 2 3/8")(D3)	460340
50.	7.422	BUMPER, Frt Spr	359878

TD07-056
012584



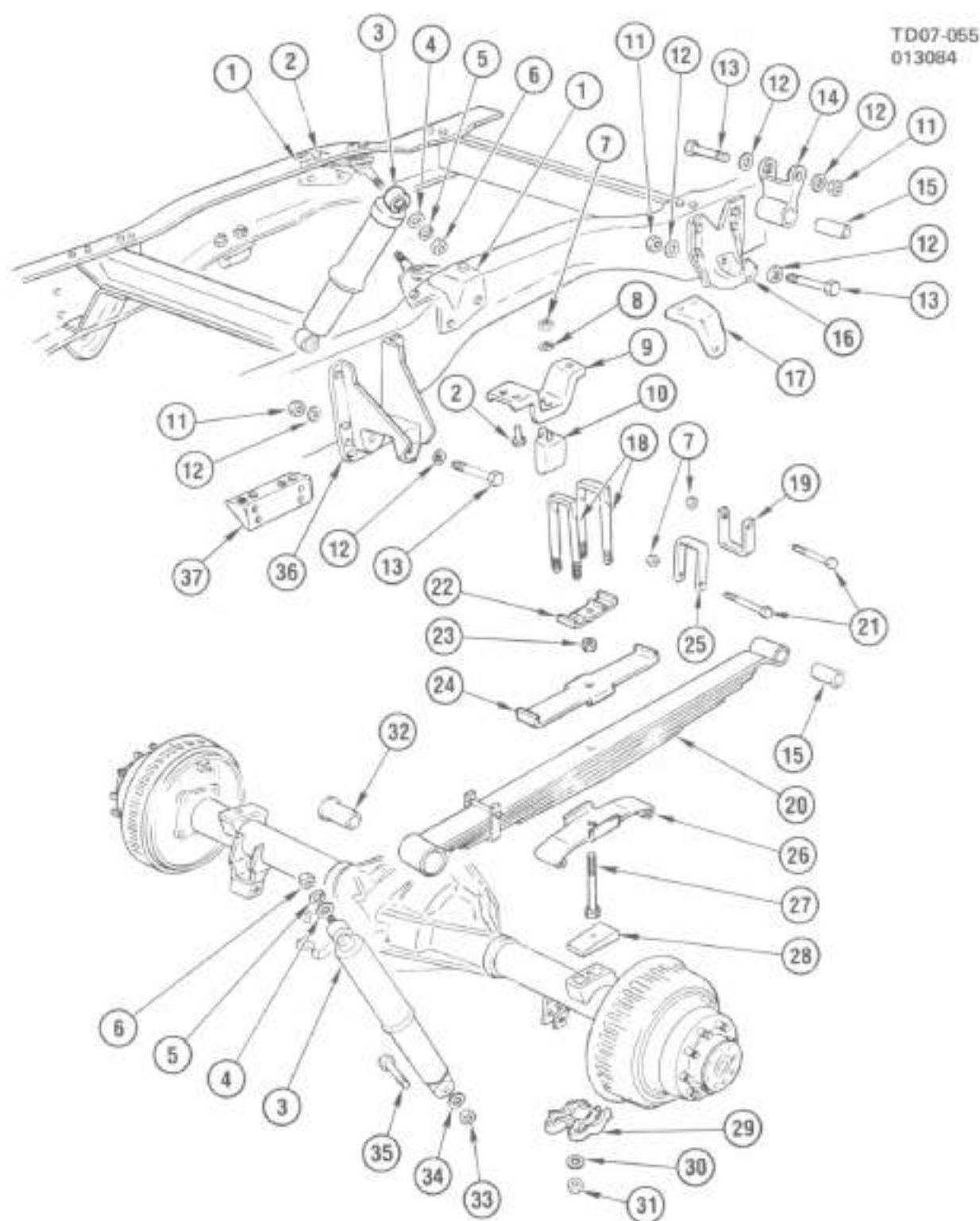
TD07-056

1984-87 'D1' SUSPENSION/REAR

TD07-056

1984-87 "D1" SUSPENSION/REAR

1.	7 112	HANGER, Rr Spr Fr-LH	460373
	7 112	HANGER, Rr Spr Fr-RH	460374
2.	N.S.	RIVET, Button Hd Chisel Point (3/8" x 1")	
3.	5 395	BUMPER, Rr Axle	3784438
4.	5 394	BRACKET, Rr Axle Bpr	327260
5.	8 931	WASHER, Spr Lk (3/8")	
6.	8 915	NUT, Hex (3/8"-16)	
7.	7 345	ABSORBER, Rr Shk	3197844
8.	8 917	NUT, Prev Long Tension Hex Lk (5/8"-16)	
9.	8 931	WASHER, Lk (5/8")	
10.	N.S.	RIVET, Button Hd Chisel Point (3/8" x 1 1/8")	
11.	7 380	BRACKET, Rr S/Abs Frm (LH only)	6271341
12.	7 112	REINFORCEMENT, Rr Spr Rr Hngr	6270214
13.	7 112	HANGER, Rr Spr Rr	6270213
14.	8 900	BOLT, Hex (9/16"-12 x 4 1/2") (300M)	
15.	8 929	WASHER, Fl (9/16"-ID 1 1/8"-OD 1 1/8"-Thk)	
16.	7 504	BUSHING, Rr Spr Shackle & Rr Spr Fr & Rr Eye	466461
17.	7 523	SHACKLE, Rr Spr	14022597
18.	8 917	NUT, Prev Long Tension Hex Lk (9/16"-12) (301M)	
19.	8 915	NUT, Hex (5/8"-18)	
20.	8 929	WASHER, Fl (2 1/32"-ID 1 5/16"-OD 3/32"-Thk)	
21.	7 518	PLATE, Rr Spr Anc	6268945
22.	7 503	SPRING, Rr (Incls #6, 16-23 thru 29-30, 31 & the following components)	14067753
	7 505	LEAF, Rr Spr #1	14032930
	7 505	LEAF, Rr Spr #2	14032932
	7 505	LEAF, Rr Spr #3	14032933
	N.S.	LEAF, Rr Spr #4 & #5	
	7 425	SPACER, Spr (5 1/2" x 2 1/2")	3970888
	7 495	INSERT, Rr Suspension Spr Tip (Polyethylene) (4 reqd)	932720
23.	8 915	NUT, Hnx (3/8"-24)	
24.	7 518	SPACER, Rr Spr Leaf Clip Uprr	14067754
25.	7 513	CLIP, Rr Spr Leaf	14067757
26.	7 506	BOLT, Rr Leaf Spr	9430723
27.	7 518	SPACER, Rr Spr Leaf Clip Lwr	14067756
28.	8 900	BOLT, Filister Hd (3/8"-24 x 2 3/4")	
29.	7 516	BOLT, Rr Spr U (7" long 3"-ID 5/8"-16)	328489
30.	7 513	CLIP, Rr Spr Leaf	14067757
31.	7 513	SPACER, Spr Clip	356367
32.	8 915	NUT, Hex (9/16"-12)	
33.	8 931	WASHER, Lk (9/16")	
34.	8 900	BOLT, Hex (9/16"-12 x 3")	



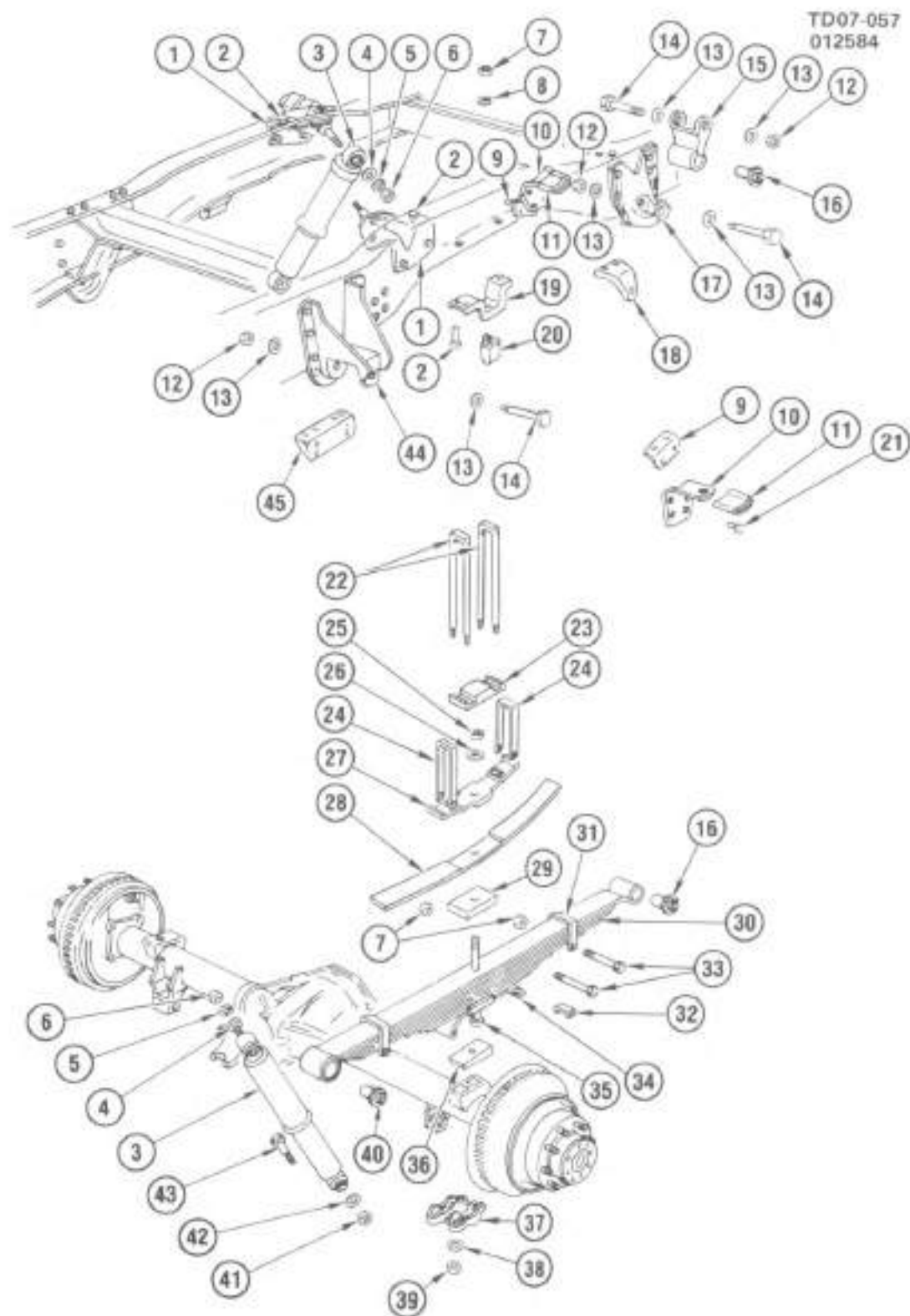
TD07-055

1984-87 'D3' SUSPENSION/REAR (EXC AUXILIARY SPRING)

T007-058

1984-87 "D3" SUSPENSION/REAR (EXC AUXILIARY SPRING)

1.	7.380	BRACKET, Rr 5/8" Abs Frm	334565
2.	N.S.	RIVET, Button Hd Chisel Point (3/8" x 1")	
3.	7.345	ABSORBER, Rr Shk	3187845
4.	7.347	WASHER, Rr 5/8" Abs Flat (2 D53)	1914842
5.	8.931	WASHER, Spr Lk (1/2")	
6.	8.915	NUT, Hex (1/2"-13)	
7.	8.915	NUT, Hex (3/8"-16)	
8.	8.931	WASHER, Spr Lk (3/8")	
9.	5.394	BRACKET, Rr Axle Spr	14000214
10.	5.395	BUMPER, Rr Axle	3764438
11.	8.917	NUT, Prev Torq Tension Hex Lk (9/16"-12)	
12.	8.929	WASHER, Fl (9/16" ID 1 1/8" OD 1/16" Thk)	
13.	8.900	BOLT, Hex (9/16"-12 x 4 1/2") (300M)	
14.	7.523	SHACKLE, Rr Spr (Incls #16)	14022597
15.	7.504	BUSHING, Rr Spr Shackle & Rr Spr Rr Eye	468481
16.	7.112	HANGER, Rr Spr Rr	14000211
17.	7.112	REINFORCEMENT, Rr Spr Rr Hngr	14000212
18.	7.516	BOLT, Rr Spr U (9 1/4" long 7 1/2" ID 5/8"-18)	471667
19.	N.S.	CLIP, Rr Spr	
20.	7.503	SPRING, Rr (Incls #16, 20, 22, 24, 25, 28, 27, 29, 33 & the following components)	14071877
	7.505	LEAF, Rr Spr #1	350876
	7.505	LEAF, Rr Spr #2	350890
	7.505	LEAF, Rr Spr #3	350891
	7.505	LEAF, Rr Spr #4	350892
	7.505	LEAF, Rr Spr #5	350893
	N.S.	LEAF, Rr Spr #6	
	7.505	LEAF, Rr Spr #7	350696
	7.505	LEAF, Rr Spr #8	350697
	7.505	LEAF, Rr Spr #9	350747
	7.426	SPACER, Rr Spr (5 1/2" x 2 1/2")	3870988
	7.495	INSERT, Rr Suspension Spr Tip (Polyethylene) (6 reqd)	332720
21.	7.506	BOLT, Rr Leaf Spr (9.173)	5272717
22.	7.518	SPACER, Rr Spr U Bolt	337620
23.	8.915	NUT, Hex (3/8"-24)	
24.	7.518	SPACER, Rr Spr Leaf Clip Up	14067754
25.	7.513	CLIP, Rr Spr Leaf	14067755
26.	7.518	SPACER, Rr Spr Leaf Clip Lwr	14067758
27.	7.506	BOLT, Rr Leaf Spr	3763007
28.	7.518	SHIM, Rr Spr	488369
29.	7.518	PLATE, Rr Spr U Bolt Anc	362276
30.	8.929	WASHER, Fl (2 1/32" ID 1 5/16" OD 3/32" Thk)	
31.	8.915	NUT, Hex (5/8"-18) (301M)	
32.	7.504	BUSHING, Rr Spr Frt Eye	350544
33.	8.915	NUT, Hex (9/16"-12)	
34.	8.931	WASHER, Spr Lk (9/16")	
35.	8.900	BOLT, Hex (9/16"-12 x 3") (280M)	
36.	7.112	HANGER, Rr Spr Frt	14000209
37.	7.112	REINFORCEMENT, Rr Spr Frt Hngr-LH	14041287
	7.112	REINFORCEMENT, Rr Spr Frt Hngr-RH	14041288



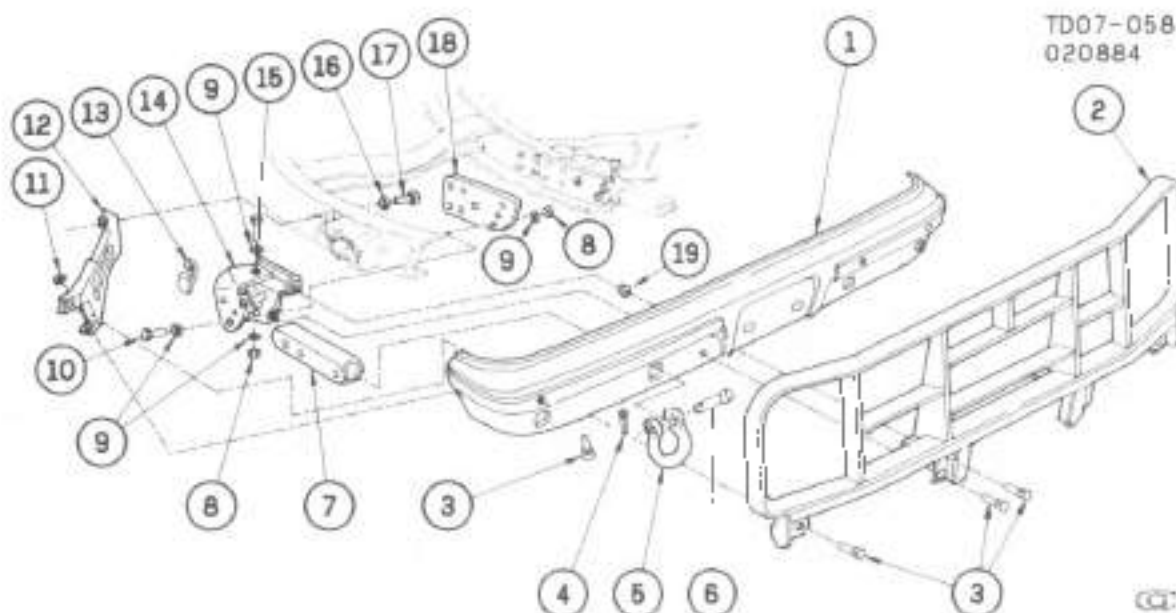
TD07-057

1984-87 'D3' SUSPENSION/REAR (W/AUXILIARY SPRING)

1984-87 "D3" SUSPENSION/REAR (W/AUXILIARY SPRING)

1.	7 380	BRACKET, Rr S/Abs Frm	334666
2.	N 5.	RIVET, Button Hd Chisel Point (3/8" x 1")	
3.	7 345	ABSORBER, Rr Shk	3187845
4.	7 347	WASHER, Rr S/Abs Flat (2.083)	1914842
5.	8.931	WASHER, Spr Lk (1/2")	
6.	8.915	NUT, Hex (1/2"-13)	
7.	8.915	NUT, Hex (3/8"-16)	
8.	8.931	WASHER, Spr Lk (3/8")	
9.	7.526	REINFORCEMENT, Aux Spr Brkt	14000213
10.	7.526	BRACKET, Aux Spr	328200
11.	7.646	CUSHION, Aux Spr Brkt	328189
12.	8.917	NUT, Prev Torq Tension Hex Lk (9/16"-12)	
13.	8.929	WASHER, Fl (9/16"-ID 1 1/8"-OD 1/16"-Thk)	
14.	8.900	BOLT, Hex (9/16"-12 x 4 1/2") (300M)	
15.	7.623	SHACKLE, Rr Spr (Incls #18)	14022697
16.	7.604	BUSHING, Rr Spr Shackle & Rr Spr Rr Eye	468481
17.	7.112	HANGER, Rr Spr Rr	14000211
18.	7.112	REINFORCEMENT, Rr Spr Rr Hngr	14000212
19.	5.394	BRACKET, Rr Axle Bpr	14000214
20.	5.396	BUMPER, Rr Axle	3784438
21.	N.6.	RIVET, Button Hd Chisel Point (3/8" x 1 1/8")	
22.	7.618	BOLT, Rr Spr U (11" long 2 1/2"-ID 5/8"-18)	471866
23.	7.618	SPACER, Rr Spr U-Bolt	471857
24.	7.613	CLIP, Rr Spr Leaf	14067756
25.	8.915	NUT, Hex (3/8"-24)	
26.	8.929	WASHER, Fl (3/8"-ID 3/4"-OD)	
27.	7.618	SPACER, Rr Spr Leaf Clip Uprr	14067754
28.	7.606	LEAF, Aux Spr	350726
29.	7.636	SPACER, Aux Spr	6271322
30.	7.603	SPRING, Rr (Incls #7, 18, 25, 26, 27, 31, 32, 33, 34, 40 & the following components)	14071877
	7.606	LEAF, Rr Spr #1	350875
	7.606	LEAF, Rr Spr #2	350880
	7.606	LEAF, Rr Spr #3	350881
	7.606	LEAF, Rr Spr #4	350882
	7.606	LEAF, Rr Spr #5	350883
	N.S.	LEAF, Rr Spr #6	
	7.606	LEAF, Rr Spr #7	350898
	7.606	LEAF, Rr Spr #8	350697
	7.606	LEAF, Rr Spr #9	360747
	7.425	SPACER, Rr Spr (5 1/2" x 2 1/2")	3970988
	7.495	INSERT, Rr Suspension Spr Tip (Polyethylene) (5 reqd)	332720
31.	7.613	CLIP, Rr Spr	332748
32.	7.603	BRACKET, Spr Clip	332788
33.	7.606	BOLT, Rr Leaf Spr (9.173) (1984)	8272717
	7.606	BOLT, Rr Leaf Spr (9.173) (1985-87)	9430723
34.	7.618	SPACER, Rr Spr Leaf Clip Lwr	14067758
35.	7.606	BOLT, Rr Leaf Spr	3717858
36.	7.425	SPACER, Spr (5 1/2" lg x 2 1/2" wd)	3970988
37.	7.518	PLATE, Rr Spr U-Bolt Anc	352275
38.	8.929	WASHER, Fl (21/32"-ID 1 5/16"-OD 3/32"-Thk)	
39.	8.915	NUT, Hex (5/8"-16) (301M)	
40.	7.504	BUSHING, Rr Spr Frt Eye	350544
41.	8.915	NUT, Hex (9/16"-2)	
42.	8.931	WASHER, Spr Lk (9/16")	
43.	8.900	BOLT, Hex (9/16"-12 x 3") (280M)	
44.	7.112	HANGER, Rr Spr Frt	14000209
45.	7.112	REINFORCEMENT, Rr Spr Frt Hngr-RH	14041287
	7.112	REINFORCEMENT, Rr Spr Frt Hngr-LH	14041288

TD07-058
020884



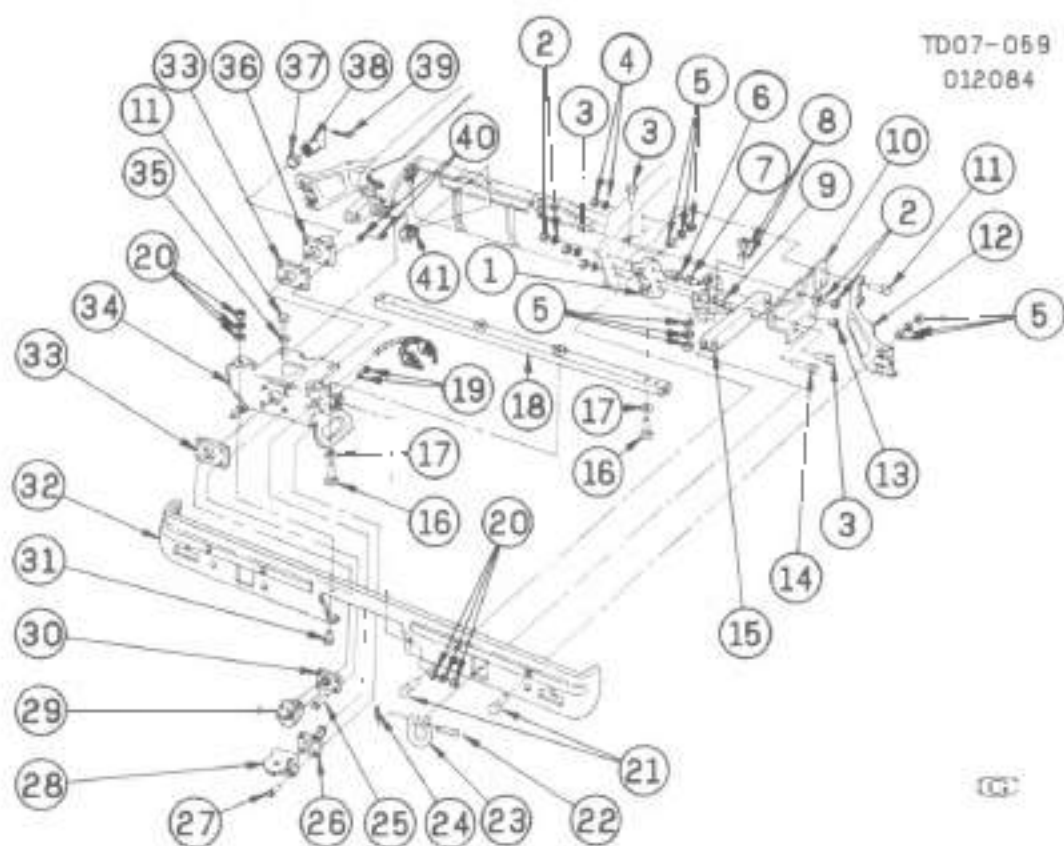
TD07 058

1984-87 'D1.3' BUMPER/FRONT

1.	7.831	BAR, Fnt Bpr Imp	14072422
2.	1.266	GUARD, Red Grl	14072488
3.	7.831	BOLT, Imp Bar	14072425
4.	8.938	PIN, Cotter (3/16" x 2")	
5.	7.088	CLEVIS, Tie Down	14067793
6.	7.088	PIN, Tie Down Clevis	14067794
7.	7.088	EXTENSION, Fnt Tie Down Clevis Frm	14067795
8.	8.915	NUT, Hex (1/2"-13)	
9.	7.874	WASHER, Imp Bar Brkt (2.083)	1514842
10.	8.900	BOLT, Hex (1/2"-13 x 3")	
11.	8.915	NUT, Hex (1/2"-13)	
12.	18.714	WASHER, Spl Stl	3983589
13.	7.836	BRACE, Imp Bar Qtr-LH	14045515
14.	7.836	BRACE, Imp Bar Qtr-RH	14045616
15.	7.088	SHIM, Tie Down Clevis Frm Fat	14067796
16.	7.869	BRACKET, Imp Bar-LH	14067791
17.	7.869	BRACKET, Imp Bar-RH	14067792
18.	8.900	BOLT, Hex (1/2"-13 x 1 1/4")	
19.	8.929	WASHER, Spl Stl (1 1/32" ID 1 1/8" OD 1/8" Thk)	
20.	8.900	BOLT, Hex (7/16"-14 x 1 1/4")	
21.	7.088	REINFORCEMENT, Tie Down Clevis Frame	14067790
22.	N.S.	NUT, Push-on	

NOTES

BLANK-19

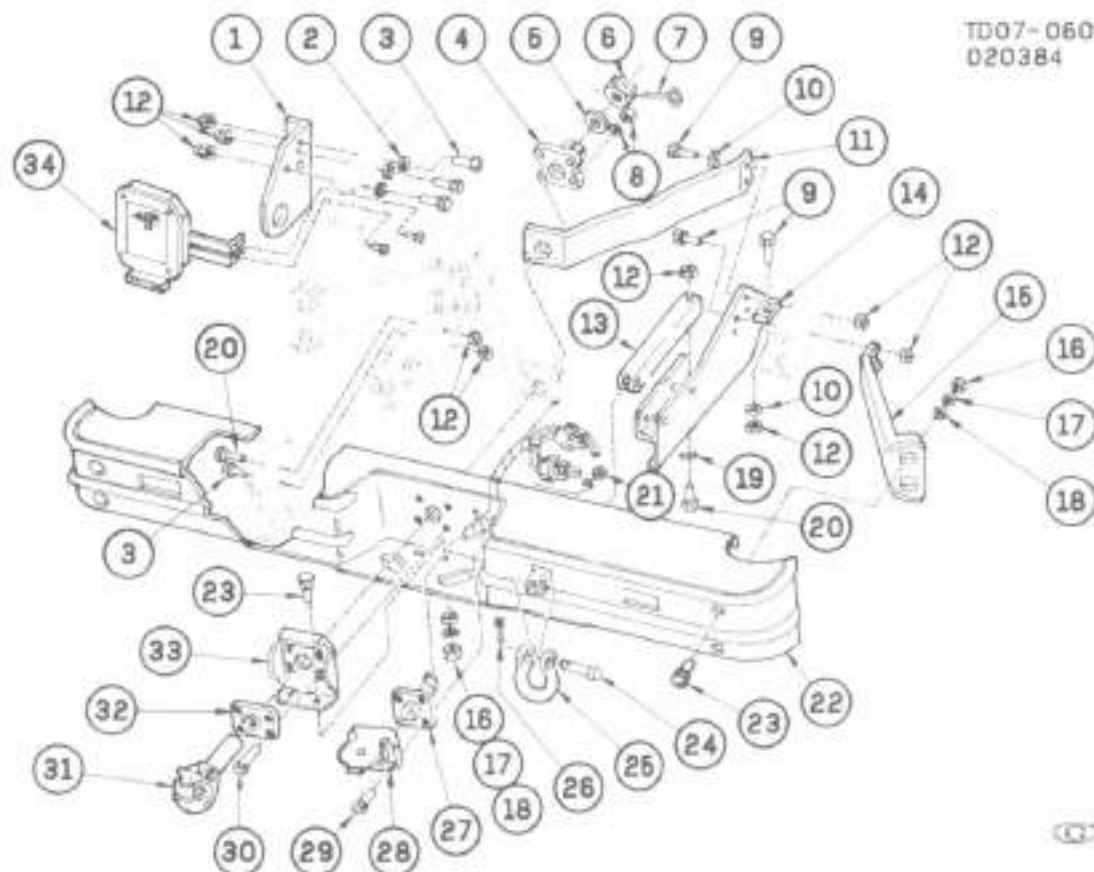


TD07-059

1984-87 "D1" BUMPER/REAR

1984-87 "D1" BUMPER/REAR

1.	7.836	BRACE, Imp Bar Inr-LH	14021357
	7.836	BRACE, Imp Bar Inr-Rh	14021358
2.	8.915	NUT, Hex (1/2"-13)(301M)	
	8.931	WASHER, Spr Lk (1/2")	
3.	8.900	BOLT, Hex (1/2"-13 x 1 1/4")(300M)	
4.	8.915	NUT, Hex (7/16"-14)(301M)	
	8.931	WASHER, Spr Lk (7/16")	
5.	8.915	NUT, Hex (1/2"-13)(301M)	
	8.931	WASHER, Spr Lk (1/2")	
	8.929	WASHER, Fl (17/32"-ID 1 1/16"-OD 3/32"-Thk)	
6.	17.202	STUD, End Gate Torq Rod Anc	473894
7.	8.900	BOLT, Hex (1/2"-13 x 2 1/2")	
8.	8.915	NUT, Hex (7/16"-14)(301M)	
	8.929	WASHER, Spl Std (11/32"-ID 1 1/8"-OD 1/8"-Thk)	
9.	7.068	BRACKET, Tow Hook Reinf-LH	14067773
	7.068	BRACKET, Tow Hook Reinf-Rh	14067774
10.	7.068	BRACKET, Clv LH	14067771
	7.068	BRACKET, Clv-RH	14067772
11.	8.900	BOLT, Hex (7/16"-14 x 1 1/4")(300M)	
12.	7.836	BRACE, Imp Bar Otr-LH	14067763
	7.836	BRACE, Imp Bar Otr-RH	14067764
13.	8.915	NUT, Hex (1/2"-13)(301M)	
14.	8.900	BOLT, Hex (1/2"-13 x 3")(250M)	
15.	7.068	EXTENSION, Clv Brkt	14067770
16.	8.900	BOLT, Hex (7/16"-14 x 2 1/8")(250M)	
17.	8.929	WASHER, Spl Std (11/32"-ID 1 1/8"-OD 1/8"-Thk)	
18.	7.068	REINFORCEMENT, Tow Hook Brkt	14067775
19.	8.915	NUT, Hex (1/4"-20)	
	8.929	WASHER, Fl (8/32"-ID 5/8"-OD 1/16"-Thk)	
20.	8.915	NUT, Hex (3/8"-16)(301M)	
	8.931	WASHER, Spr Lk (3/8")	
	8.929	WASHER, Fl (23/32"-ID 47/64"-OD 1/16"-Thk)	
21.	7.831	BOLT, Rr Bpl Imp Bar	14072425
22.	7.068	PIN, Tie Down Clv	14067794
23.	7.068	CLEVIS, Tie Down	14067793
24.	8.938	PIN, Corner (3/16" x 2")	
25.	N.S.	BOLT (Part of #29)	
26.	7.068	HARNESSES, Trlr Wrg Hr	12039208
27.	8.900	BOLT, Hex (1/4"-20 x 3/4")(300M)	
28.	17.800	DOOR, Trlr Rr Wrg Harn Conn	14072403
29.	7.068	HOOK, Rr Tow (Incls #25,30,36,37,38,39,40)	14067788
30.	N.S.	BRACKET (Part of #29)	
31.	8.900	BOLT, Hex (3/8"-18 x 1")(300M)	
32.	7.831	BAR, Rr Brnp Imp	14072438
33.	7.068	SPACER, Rr Tow Hook	14067789
34.	7.068	BRACKET, Rr Tow Hook	14067776
35.	8.929	WASHER, Fl (15/32"-ID 15/16"-OD 1/16"-Thk)	
36.	N.S.	BRACKET (Part of #29)	
37.	N.S.	WASHER (Part of #29)	
38.	N.S.	NUT (Part of #29)	
39.	N.S.	PIN (Part of #29)	
40.	N.S.	NUT & WASHER (Part of #29)	
41.	7.874	NUT, Rr Tow Hook Brkt	480667

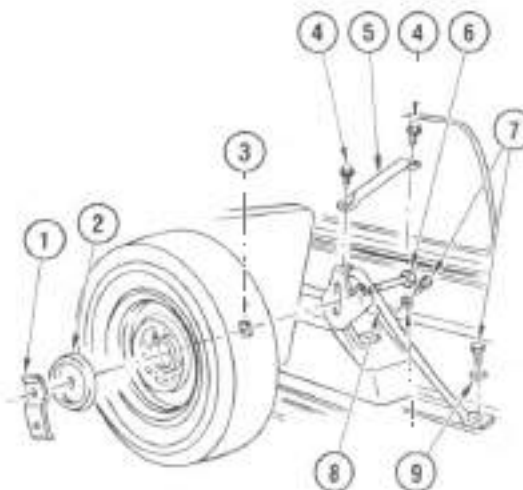


TD07-060
020384

TD07-060

1984-87 'D3' BUMPER/REAR

1.	7.088	BRACKET, Rr Tie Down-LH	15599219	7.836	BRACE, Rr Bpr Qtr RH	14014800	
	7.088	BRACKET, Rr Tie Down-RH	15599220	15.	8.915	NUT, Hex (1/2"-13)(301M)	
2.	8.932	WASHER, Ext Tooth Lk (1/4")		17.	8.931	WASHER, Spr Lk (1/2"-1M)	
3.	8.900	BOLT, Hex (1/2"-13 x 1 1/4")		18.	8.929	WASHER, Fl (17/32-ID 1	
		(300M)				1/18"-OD 3/32"-Thk)	
4.	N.S.	BRACKET (Part of #31)		19.	8.929	WASHER, Fl (9/16-ID 1	
5.	N.S.	WASHER (Part of #31)				3/8"-OD 1/84"-Thk)	
6.	N.S.	NUT (Part of #31)		20.	8.900	BOLT, Hex (1/2"-13 x 3")	
7.	N.S.	PIN (Part of #31)		21.	8.915	NUT, Hex (1/4"-20)(301M)	
8.	N.S.	NUT & WASHER (Part of			8.929	WASHER, Fl (9/32-ID	
		#31)				5/8"-OD 1/16"-Thk)	
9.	8.900	BOLT, Hex (1/2"-13 x 1 1/2")		22.	7.831	BAR, Rr Bpr Imp	14072435
		(300M)		23.	7.831	BOLT, Rr Bpr Imp Bar	14072425
10.	7.874	WASHER, Imp Bar Brkt		24.	7.088	PIN, Tie Down Clv	14067794
		(2.063)	1914842	25.	7.088	CLEVIS, Tie Down	14067793
11.	7.068	REINFORCEMENT, Rr Tow		26.	8.938	PIN, Cotter (3/16" x 1 5/8")	
		Hook Frm-LH	14067785	27.	7.088	HARNES, Trlr Wrg Rr	12039208
	7.068	REINFORCEMENT, Rr Tow		28.	17.800	DOOR, Trlr Rr Wrg harm	
		Hook Frm-RH	14067786			Conn	14072403
12.	8.917	NUT, Prev Torq Tension Hex		29.	8.900	BOLT, Hex (1/4"-20 x 3/4")	
		Lk (1/2"-13) (301M)				(300M)	
13.	7.068	EXTENSION, Rr Tie Down Clv		30.	N.S.	BOLT (Part of #31)	
		Brkt	14067787	31.	7.068	HOOK, Rr Tow (Incls #4, 5,	
14.	7.068	BRACKET, Rr Tie Down Clv				6, 7, 8, 30, 32)	14067788
		LH	14067779	32.	N.S.	BRACKET (Part of #31)	
	7.068	BRACKET, Rr Tie Down Clv		33.	7.831	REINFORCEMENT, Rr Bar	
		RH	14067780			Imp Bar	14078806
15.	7.836	BRACE, Rr Bpr Qtr LH	14014799	34.	2.879	LAMP, Rr Comb (See REAR	
						LAMP illus Group 2.000)	

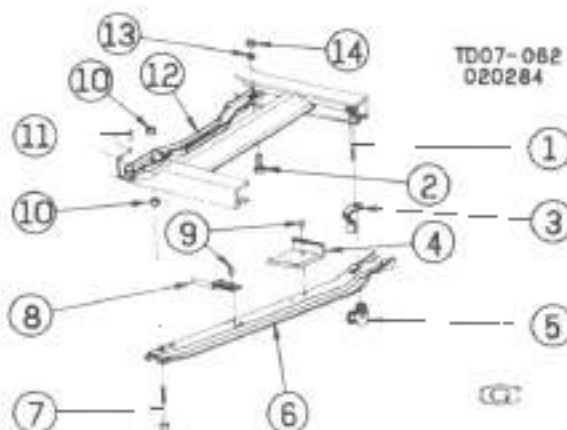


TD07-061
T205B3

TD07-061

1984-87 "D1" SPARE WHEEL CARRIER

1.	7.633	RETAINER, Spare Wn	330046	6.	8.903	BOLT, Button Hd Short Sq Nk	
2.	7.629	PLATE, Spa Wnl Stow	14027926	7.	7.629	BOLT, Wnl Carr Supt	
3.	8.921	NUT, Push-on (7/8" wide 1		8.	7.629	SUPPORT, Wnl Carr	3954730
		1/4" long 7/16" to 1/2" stud)		9.	8.929	WASHER, Fl (17/32" ID 1	343951
4.	7.629	SCREW, Wnl Carr Ar	327042			1/16" OD 3/32" Thk)	
5.	7.629	BRACE, Wnl Carr	14007546				



TD07-062
020284

TD07-062

1984-87 "D3" SPARE WHEEL CARRIER

1.	7.632	BOLT, Cross Strap (1/2"-13 x		8.	7.629	PILOT, Wnl Carr Centering Fir	350037
		10 7/32")	3991022	9.	N S	RIVET (5/16" x 1 1/16")	
2.	8.900	BOLT, Hex (3/8"-16 x 7/8")		10.	8.915	NUT, Hex (1/2"-13 X 7/16")	
3.	7.629	BRACKET, Spare Wnl Lk	15599915	11.	N S	RIVET, Button Hd Unisel Point	
4.	7.629	PILOT, Wnl Carr Centering Rr	8274036			Small Shld (3/8" x 1")	
5.	7.633	NUT, Cross Strap Clamp	8274031	12.	7.629	BAR, Wnl Carr Cross	15595211
6.	7.629	STRAP, Wnl Carr Cross	350036	13.	8.929	WASHER, Fl (3/8" ID 1" OD	
7.	7.632	BOLT, Cross Strap (1/2"-13 x				51" Thk)	
		11 1/2")	371603	14.	8.917	NUT, Prev Torq Tension Hex	
						Lk (3/8"-16)	

NOTES

BLANK-20

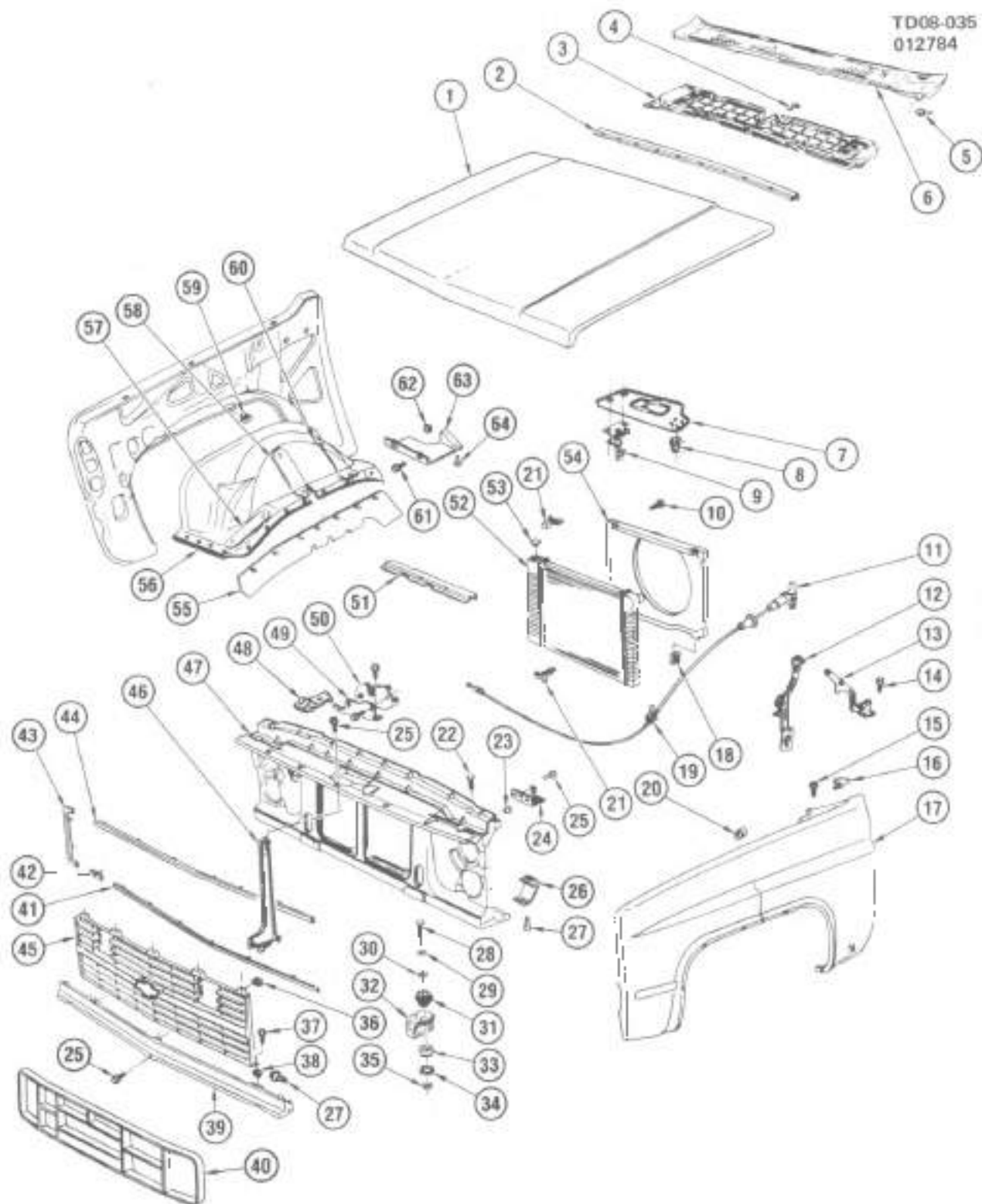
GROUP 8.000

ILLUSTRATION INDEX

	TITLE	PAGE
1984-87	'D1,3" SHEET METAL/FRONT END	8-2
1984-87	'D1,3" HEATING & AIR DISTRIBUTION SYSTEM	8-4
1984-87	'D1,3" HEATER DEFROSTER & BLOWER DETAILS	8-6
1985-87	'D3" AUXILIARY HEATER PUMP & LINES - AMBULANCE	8-7
1984-87	'D1,3" JACK & TOOL STOWAGE	8-8

NOTES

BLANK-21

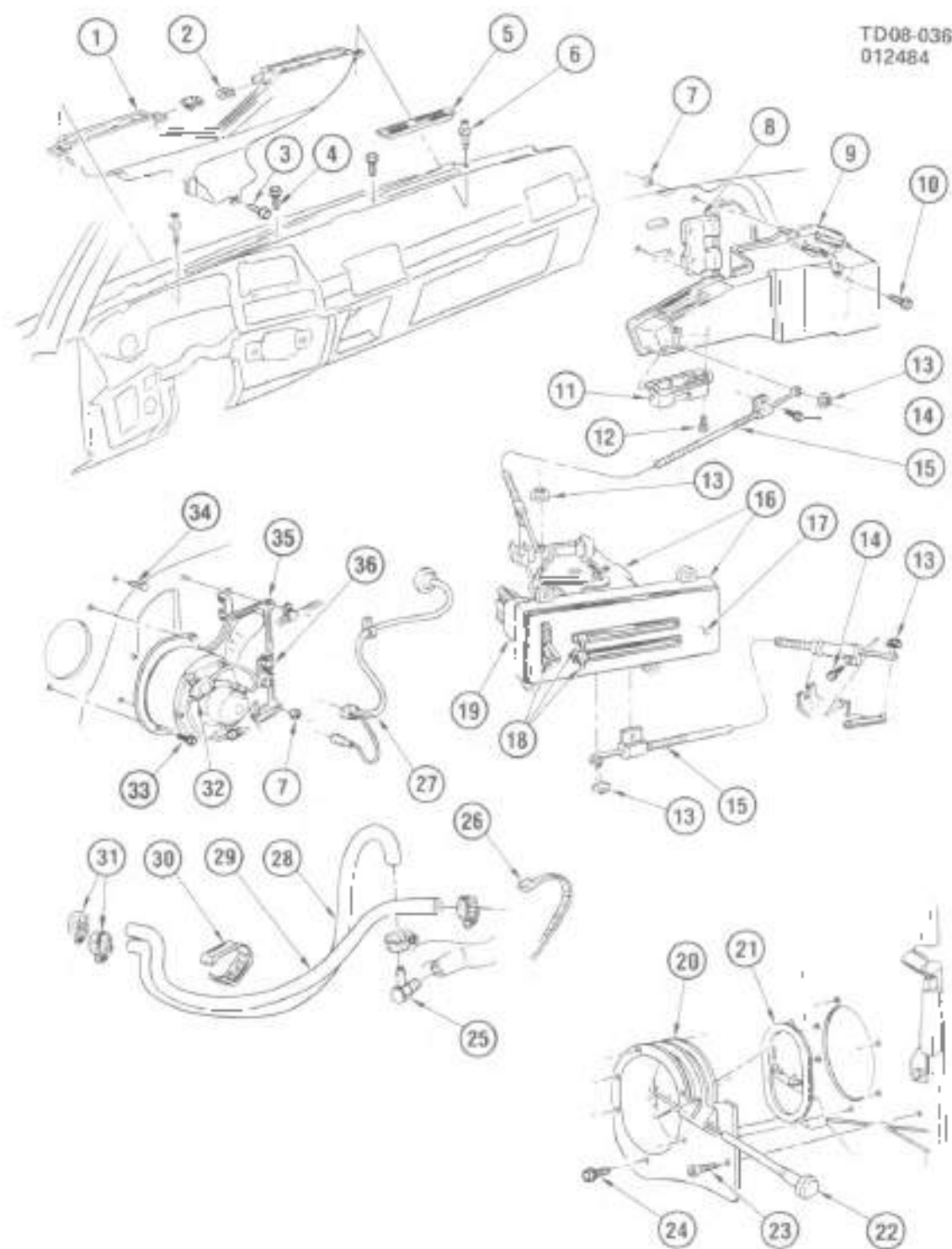


TD08-035

1984-87 "D1.3" SHEET METAL/FRONT END

1984-87 "D1.3" SHEET METAL/FRONT END

1.	8.000	HOOD	15599228	29	1 270	WASHER, Rad Supt	14049809
2.	8.010	SEAL, Hood Rr	14018523	30	N/S	NUT, Push on	
3.	16.125	SCREEN, W/S Fan & Plenum Pnl (1984)	14022773	31	1 270	CUSHION, Rad Supt Up	16597600
	16.125	SCREEN, W/S Fan & Plenum Pnl (1985-87)	15598709	32	1 274	BRACKET, Rad Supt	14029193
4.	16.125	RETAINER, Air Inlet Screen	14027555	33	1 270	CUSHION, Rad Supt Lwr	15597629
5.	10.125	RETAINER, Cowl to Vent Grl (3 middle locations)	15598769	34	1 270	RETAINER, Rad Supt Cush	14027472
	10.125	RETAINER, Cowl to Vent Grl (2 outer locations)	15598770	35	8 915	NUT, Hex (1/2"-13)	
6.	10.125	PANEL, Air In Grl	15598708	36	16 714	WASHER, Std Fl	3983589
7.	N/S	REINFORCEMENT, Hood Lat Catch (Part of #1)		37	8 921	NUT, Std (#8-18)	
8.	8.083	SPRING, Hood Pop-up	14018532	38	2 729	SCREW, Hex Fl Wa Tap (M4 2-141 x 16)	347347
9.	8.080	CATCH, Hood Lat Sec	14018526	39	1 263	NUT, Sp Ang (Nylon)	14043880
	8.083	SPRING, Hood Lat Sec Catch (Included with CATCH)	14018528	40	1 266	PANEL, F/End	14072488
10.	1.276	SCREW, Rad Fan Shroud (0 413) (4 read)	1823205	41	1 263	GUARD, Rad Grl	15599286
	8.977	SCREW, Hex Wa Hd Tap (M6, 3-1 B1 x 13) (2 read)		42	1 263	MOLDING, F/End Pnl	14072850
11.	8.075	CABLE, Hood Prim Lar Rel	14039963	43	2 728	CLIP, F/End Pnl Midg	15599283
12.	8.013	SPRING, Hood Open Assist- LH	14021253	44	2 728	MOLDING, Hdip Opp-LH	14072354
	8.013	SPRING, Hood Open Assist- RH	14021254	45	1 266	MOLDING, Hdip Opp-RH	15599285
13.	8.016	HINGE, Hood-LH	14043823	46	1 266	GRILLE, Rad (1984)	14072357
	8.016	HINGE, Hood-RH	14043824	47	1 263	GRILLE, Rad (1985-86)	15554915
14.	8.016	BOLT, Hinge, Hex W/Con Wa (3/8"-16 x 1 1/8") (3 015)	15598758	48	1 270	SUPPORT, F/End Sheet Metal	14021243
15.	8.016	SCREW, F/Fdr (upper shim locations) (3/8"-16 x 1 1/2")	334195	49	1 270	SUPPORT, Rad	15522682
	8.900	SCREW, F/Fdr (lower shim locations) (3/8"-16 x 1 3/8")	407217	50	1 270	BRACKET, Rad Up Mt-LH	14039949
16.	8.143	SHIM, F/Fdr (.052)(8 016)	345819	51	1 270	BRACKET, Rad Up Mt-RH	14039950
17.	8.130	FENDER, Frt-LH (1984-86)	15559311	52	8 080	BRACKET, Hood Lat	14018531
	8.130	FENDER, Frt-LH (1987)	15559311	53	8 080	LATCH, Hood Prim	14070703
	8.130	FENDER, Frt-RH (1984-87)	15522752	54	1 270	PANEL, Rad Up Mt	14039946
18.	8.921	NUT, "U" (1/4"-20)		55	1 219	RADIATOR (D1)	3053691
19.	8.865	STRAP, Plastic (7" adj)			1 219	RADIATOR (D3)(1984)	3053692
20.	8.024	BUMPER, Hood Pnl St	8262054		1 219	RADIATOR (D3)(1985-87)	3058966
21.	1.270	INSULATOR, Rad Mt (78 3mm cutout)	8264100	56	1 203	CAP, Rad Fil	6410785
22.	8.024	BUMPER, Hood Adj Frt	472450	57	1 277	SHROUD, Rad Fan	15522697
23.	1.240	NUT, Clint Revy Resvr Brk (3.704)	3792287	58	8 153	SHIELD, Whl Hse Pnl St Splash-LH	14027795
24.	1 240	BRACKET, Coolant Revy Resvr Up	14072426		8 153	SHIELD, Whl Hse Pnl St Splash-RH	14027796
25.	8 900	BOLT, Hex W/Con Wa (5/16"-18 x 7/8") (8 080)		59	8 153	PANEL, Whl Hse-LH	15594889
26.	1 240	BRACKET, Coolant Revy Resvr Lwr	14072427	60	8 153	PANEL, Whl Hse-RH	15594890
27.	8 900	BOLT, Hex W/Con Spr Wa (5/16"-18 x 88")		61	16.570	REINFORCEMENT, Whl Hse Pnl Frt (RH only)	14075839
28.	8.900	BOLT, Hex (1/2"-13 x 5") (300M)		62	8 141	REINFORCEMENT, Whl Hse Pnl Ctr (PH only)	14075829
				63	8.921	NUT, "U" (5/16"-18)	
				64	8.141	REINFORCEMENT, Whl Hse Pnl Rr (RH on y)	14075827
						SCREW, Whl Hse Pnl Splash Shld (16.069)	335651
						NUT, "U" (#10-16)	
						SHIELD, Lwr Rr Splash-LH	14027645
						SHIELD, Lwr Rr Splash-RH	14027646
						RETAINER, Pnl Hole (25" dia 03-30" Thk)	480534

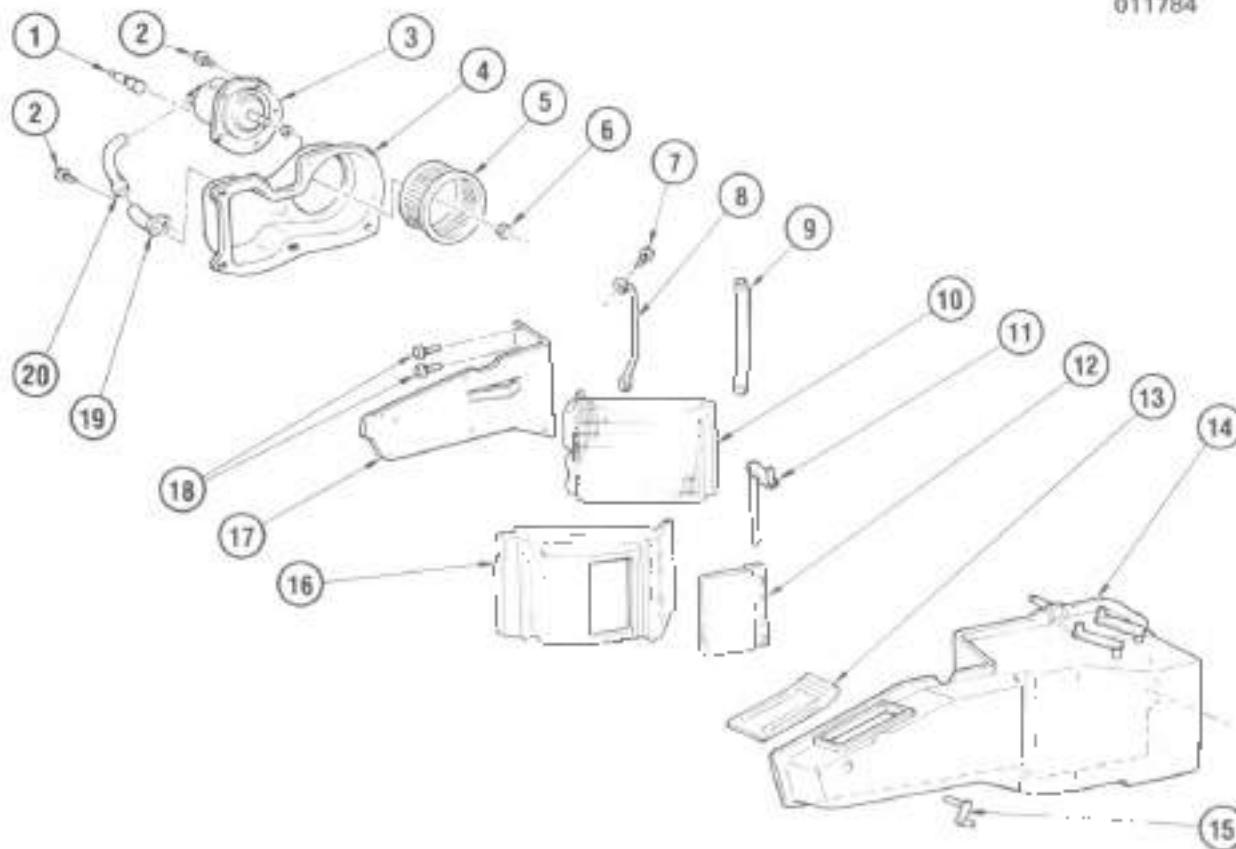


TD08-036

1984-87 "D1,3" HEATING & AIR DISTRIBUTION SYSTEM

1984-87 "D1.3" HEATING & AIR DISTRIBUTION SYSTEM

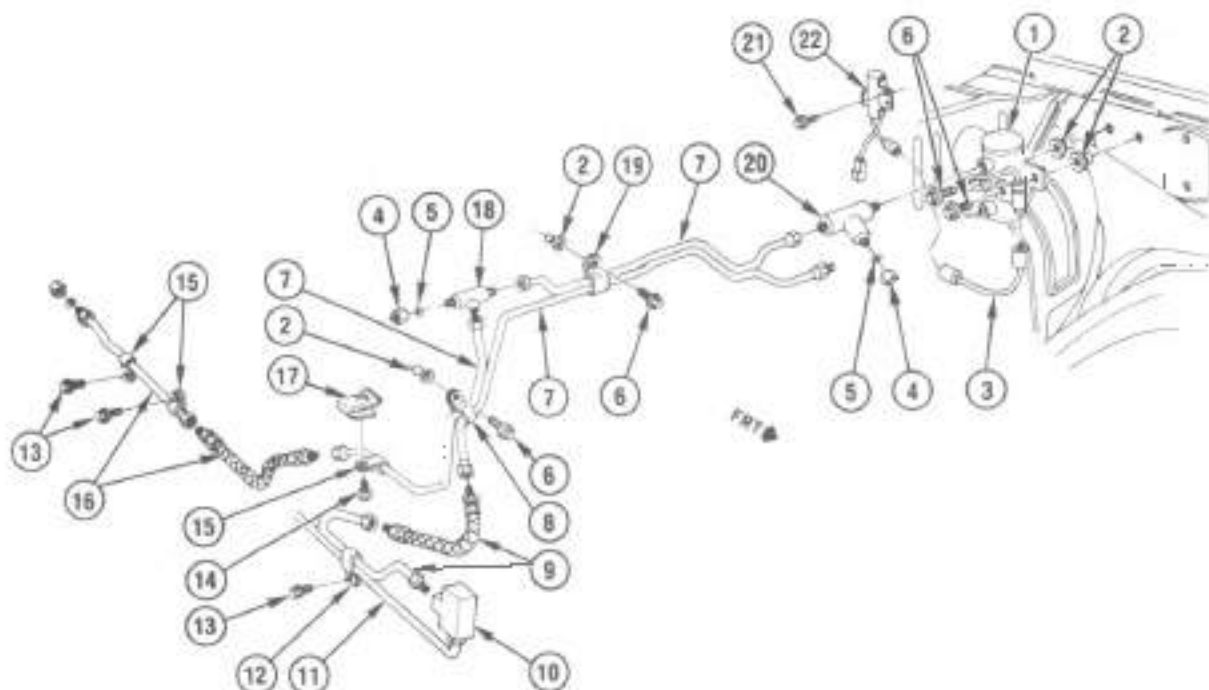
1.	9.779	NOZZLE, Defrost	14074319
2.	8.921	NUT, Spl (M8-18)	
3.	8.977	SCREW, Hex Wa Hd (M10-16 x 7/8")	
	8.929	WASHER, Fl (5/16-ID 47/64"OD 1/16"Thk)	
4.	8.977	SCREW, Hex Fl Wa (M4 2-1/4" x 16)	
5.	9.779	GRILLE, Defroster Duct (Paint as reqd)	14064924
6.	9.779	RETAINER, Defroster Nozzle (1276)(1985)	20590899
	9.779	RETAINER, Defroster Nozzle (1276)(1986-87)	20864092
7.	8.917	NUT, Hex W/Con Wa (1/4"-20)	
8.	8.854	SEAL, Htr Core Pipe	6273325
9.	N.S.	HEATER (See HEATER, DEFROSTER & BLOWER DETAIL illus)	
10.	8.977	SCREW, Hex Wa Hd (M6 3-1/8" x 50)	
	8.929	WASHER, Fl (M6 3 ID 16.75 OD 1.5 Thk)	
11.	9.786	OUTLET, Htr Air	14013122
12.	8.977	SCREW, Hex Wa Hd Tap (M4 2-1/4" x 25)	
	8.929	WASHER, Fl (7/32-ID 1/2"OD 1/16"Thk)	
13.	8.921	NUT, Push on Spl (156 SH)	
14.	8.977	SCREW, Hex Wa Hd C/R Tap (M4 2-1/4" x 13)	
15.	9.787	BOWDEN WIRE REPAIR (13 ft Hsg/60 ft Wire)	6258364
16.	8.849	CONTROL ASM, Htr (Incls #17, 18, 19)	16034561
17.	8.852	DIAL KIT, Htr Cont Face	1226174
18.	8.852	KNOB, Htr and A/C Cont	336406
19.	8.852	SWITCH, Blower (9 275)	16032480
20.	9.782	BEZEL, Air Vent Vlv-PH (Paint as reqd)	16590406
	9.782	BEZEL, Air Vent Vlv-LH (Paint as reqd)	16590406
21.	9.789	VALVE, Air Vent	458851
22.	9.787	CONTROL, Air Vent Vlv	468717
23.	8.977	SCREW, Ov Hd C/R W/ Sty 1 Wa (M4.2 1 1/4" x 20)	
24.	8.977	SCREW, Hex Wa Hd (M4.2 1 1/4" x 20)	
25.	8.866	FITTING, Htr Hose (20 degree)(Exc Ambulance)	14067737
	8.866	FITTING, Htr Hose (90 degree)(Ambulance)	14067727
26.	8.950	STRAP, B nding (Black)(7.87mm x 436.9mm)	14008215
27.	8.852	HARNES, Htr Mod Wiring	12031346
28.	8.862	HOSE, Wtr Htr Inlet (3/4-ID)(Ambulance)	
	8.862	HOSE, Wtr Htr Inlet (5/8-ID)(Exc Ambulance)	
29.	8.846	HOSE, Htr Out (3/4-ID formed 135 degree angle) (Cut as reqd) (1984-85)	549337
	8.846	HOSE, Htr Out (3/4-ID)(Cut as reqd)(1986-87)	12322343
30.	8.950	CLIP, Spl	3825416
31.	8.948	CLAMP, Hose Worm (3/4" to 1 3/4")	
32.	8.863	CAPACITOR, Rdo Blo Mtr	15599223
33.	8.857	SCREW, W/Wa, Blower Mod (8 262)	14005067
34.	8.977	SCREW, Hex Wa Hd Tap (M6 3-1/8" x 13)	
35.	N.S.	BLOWER (See HEATER, DEFROSTER & BLOWER DETAIL illus)	
36.	8.855	RESISTOR, Blower Mtr (8 275)	500890



TD08-037

1984-87 "D1,3" HEATER DEFROSTER & BLOWER DETAILS

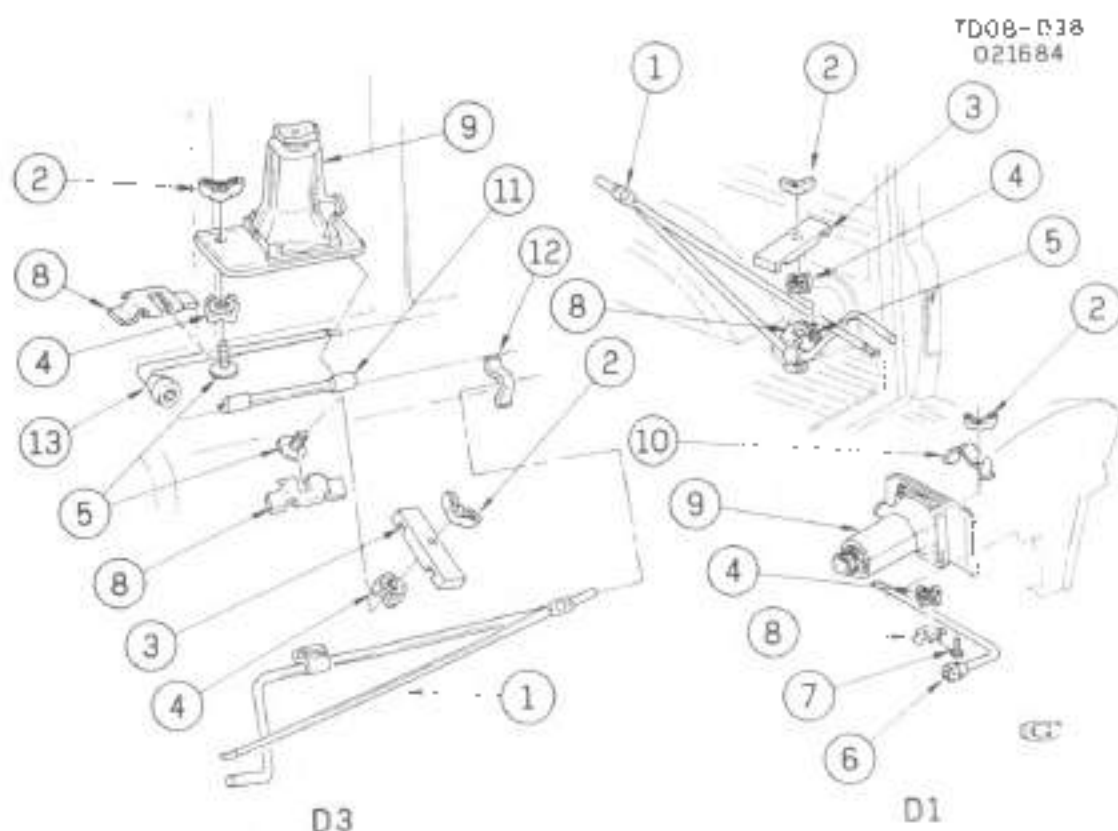
1.	8.965	CONNECTOR, Electrical	5286704
2.	8.977	SCREW, Hex Ws Hd Tap (M4.2 1.41 x .13)	
3.	8.855	MOTOR, Blower (9.215)	22020945
4.	8.857	CASE, Htr Blower	3029730
5.	8.857	FAN, Blower	3037550
6.	N.S.	NUT (Part of #5)	
7.	N.S.	BOLT	
8.	8.854	CLAMP, Core Mt (Htr Tank)	3025501
9.	8.854	CLAMP, Core Mt (In Out Tank)	3024673
10.	8.854	CORE, W/Fitting, Htr	3027247
11.	8.788	SHAFT, W/Lvr. Temp Vlv	3030075
12.	8.788	VALVE, W/Seal. Temp	3024857
13.	8.779	VALVE, Defrost	3027308
14.	8.854	CASE, Htr	3054316
	8.854	CASE ASM, Htr (Inc s #12 thru 15)	3054315
15.	8.779	SHAFT, W/Lvr. Defrost Vlv	3030072
16.	8.854	SHROUD, W/Vlv Seal, Htr Core	3048063
17.	8.852	PLATE, Frt	3048067
18.	N.S.	BOLT	
19.	8.859	ELBOW, Mtr Clg Tube	3013475
20.	8.859	TUBE, Mtr Clg	3036927



TD08-002

1985-87 "D3" AUXILIARY HEATER PUMP & LINES - AMBULANCE

1.	8 835	PUMP, Aux Htr Fuel	14072370
2.	8 845	NUT, Aux Htr F/Pmp (18 089)(1984)	367282
	8 845	NUT, Aux Htr F/Pmp (18 089)(1985-87)	14005953
3.	N.S.	CONNECTOR (Part of #1)	
4.	8 963	CAP, W/Hex, 45 Deg Flar Tube (1/2"-20 Int UNF)	
5.	8 955	GASKET, 45 Deg Flrd Tube (13/64"ID 5/16"OD 1/32"Thk)	
6.	8 845	BOLT, Aux Htr F/Pmp & Pipe Clip (16 089)	14007511
7.	8 964	TUBING, Steel (5/16"OD)	
8.	8 845	CLIP, Aux Htr F/Pmp Int Pipe (4.128)	14004512
9.	8 835	HOSE ASM, Aux Htr F/Pump Int	14072388
10.	8 963	TEE, 2 Way (3/8"Tube 5/8" 18 Thrd)	
11.	8 964	TUBING, Fuel Feed, Bulk, Stl (3/8"OD)	
12.	8 950	CLIP, Spl W/Tang, Steel	
13.	8 900	BOLT, Flgd Hex Hd (MB x 1.25 x 15)	
14.	8 900	BOLT, Hex (5/16" 18 x 5/8")	
	8 931	WASHER, Sprg Lk (5/16")	
15.	8 950	CLIP, Spl Cisd Tube (3/8"Tube)	
16.	8 835	HOSE ASM, Aux Htr Fuel Pipe	14053324
17.	8 921	NUT, U Steel (5/16"-18)	
18.	8 963	FITTING, 45 Deg Three Way Flared (5/16"Tube 1/2"-20 Ext Thrd) (Procure Locally)	
19.	8 845	CLIP, Aux Htr F/Pmp Pipe (3 162)	343444
20.	8 963	FITTING, Tee 45 Deg Two Way Flared (5/16"Tube 1/2"-20Thrd) (1/8"-27 NPTF)	140542
21.	8 977	SCREW, Pan Hd C/R (M4 2 x 1.41 x 16)	
22.	8 852	SWITCH, Aux Htr F/Pmp Shut-off	14072347



TD08-038

1984-87 "D1.3" JACK & TOOL STOWAGE

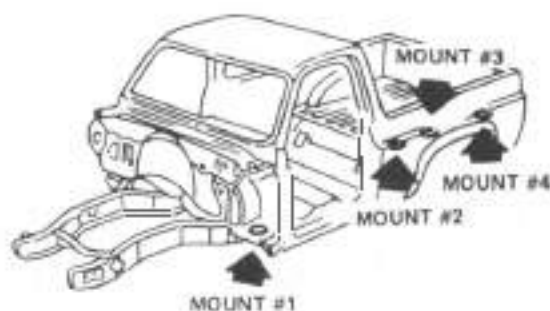
1.	8.820	HANDLE, Jack	14007107
2.	8.920	NUT, Wing (5/16"-18)	
3.	8.820	RETAINER, Tool Stowage	487289
4.	8.921	NUT, Push-on (M8 x 1.25)	
	N5	WASHER, FI (3/8"xD 1"OD .01"Thk)	
5.	8.820	BOLT, Jack & Tool Stowage	14032814
6.	8.821	WRENCH, Whl	14036400
7.	8.820	BOLT, Jack Stowage	14032814
8.	8.820	BRACKET, Jack & Tool Stowage	14074431
9.	8.820	JACK	14018803
10.	8.820	RETAINER, Jack Stowage	14032812
11.	8.820	BRACKET, Jack Mt	14074443
12.	8.820	BRACKET, Jack Stowage	14074440
13.	8.821	WRENCH, Whl	14009303

GROUP 9.000

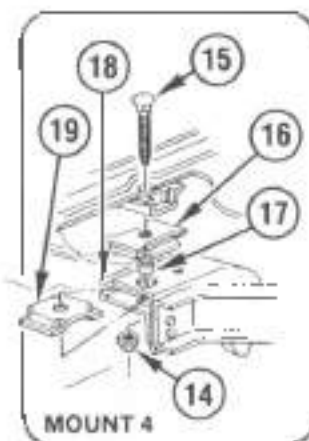
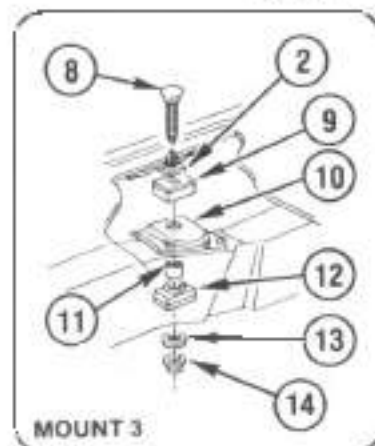
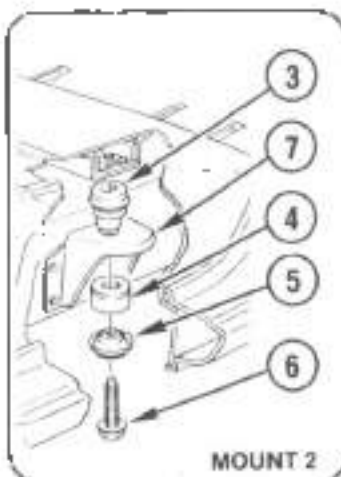
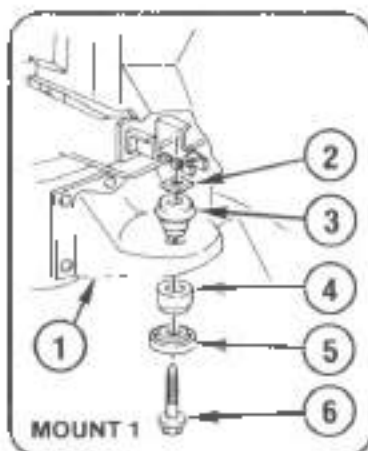
ILLUSTRATION INDEX

	TITLE	PAGE
1984-87	"D1" BODY MOUNTING	9-1
1984-87	"D3" BODY MOUNTING	9-2
1984-86	"D3" A.C. COMPRESSOR/A-6 (AMBULANCE)	9-4
1984-87	"D3" A.C. COMPRESSOR MOUNTING (AMBULANCE)	9-8
1984-87	"D1,3" INSTRUMENT CLUSTER	9-7
1984-87	"D1,3" RADIO & ANTENNA MOUNTING PROVISIONS	9-8





TM09-095
031584



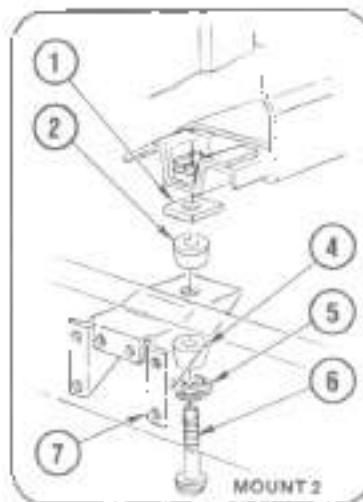
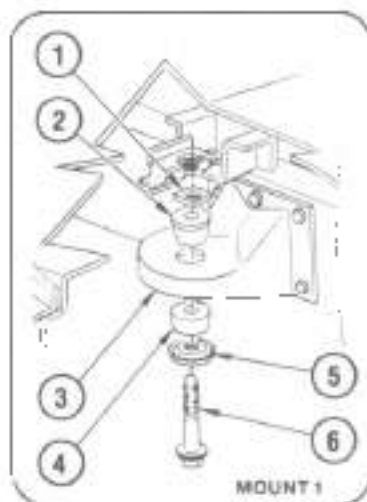
TM09-095 5

1984-87 '01' BODY MOUNTING

1.	9.009	BRACKET, Body Mt #1	14040692	9.009	BRACKET, Body Mt-RH #3	328418	
2.	N.S.	SHIM (Not Req'd)		11.	9.023	SPACER, Body Mt Cush #3	3948247
3	1.270	CUSHION, Body Mt Upr #1, 2 (9.023)	16597600	12.	9.023	CUSHION, Body Mt Lwr #3	3909351
4	9.023	CUSHION, Body Mt Lwr #1,2	16597629	13.	9.023	WASHER, Body Mt #3 (7.629)	2387523
5	9.011	RETAINER, Body Mt Cush Lwr #1, 2	14027472	14.	8.915	NUT, Hex (1/2"-13)	
6	8.900	BOLT, Hex (1/2"-13 x 3 1/2") (Zc) (300M)		15.	16.714	WASHER, Spl Spl	3983589
	8.929	WASHER, Fl (9/16"-10 1/8"-OD 1/16")		16.	9.008	BOLT, Body Mt #4	14013710
7.	9.009	BRACKET, Body Mt #2	14029286	17.	9.023	CUSHION, Body Mt Upr #4	337751
8.	9.008	BOLT, Body Mt #3	14014389	18.	9.023	SPACER, Body Mt Cush #4	337773
9.	9.023	CUSHION, Body Mt Upr #3	3948246	19.	9.009	SUPPORT, Body Mt Cush #4-LH	927889
10.	9.009	BRACKET, Body Mt-LH #3	6274179		9.009	SUPPORT, Body Mt Cush #4-RH	327890
				19.	9.023	CUSHION, Body Mt Lwr #4	327100



TM09-094
D10454



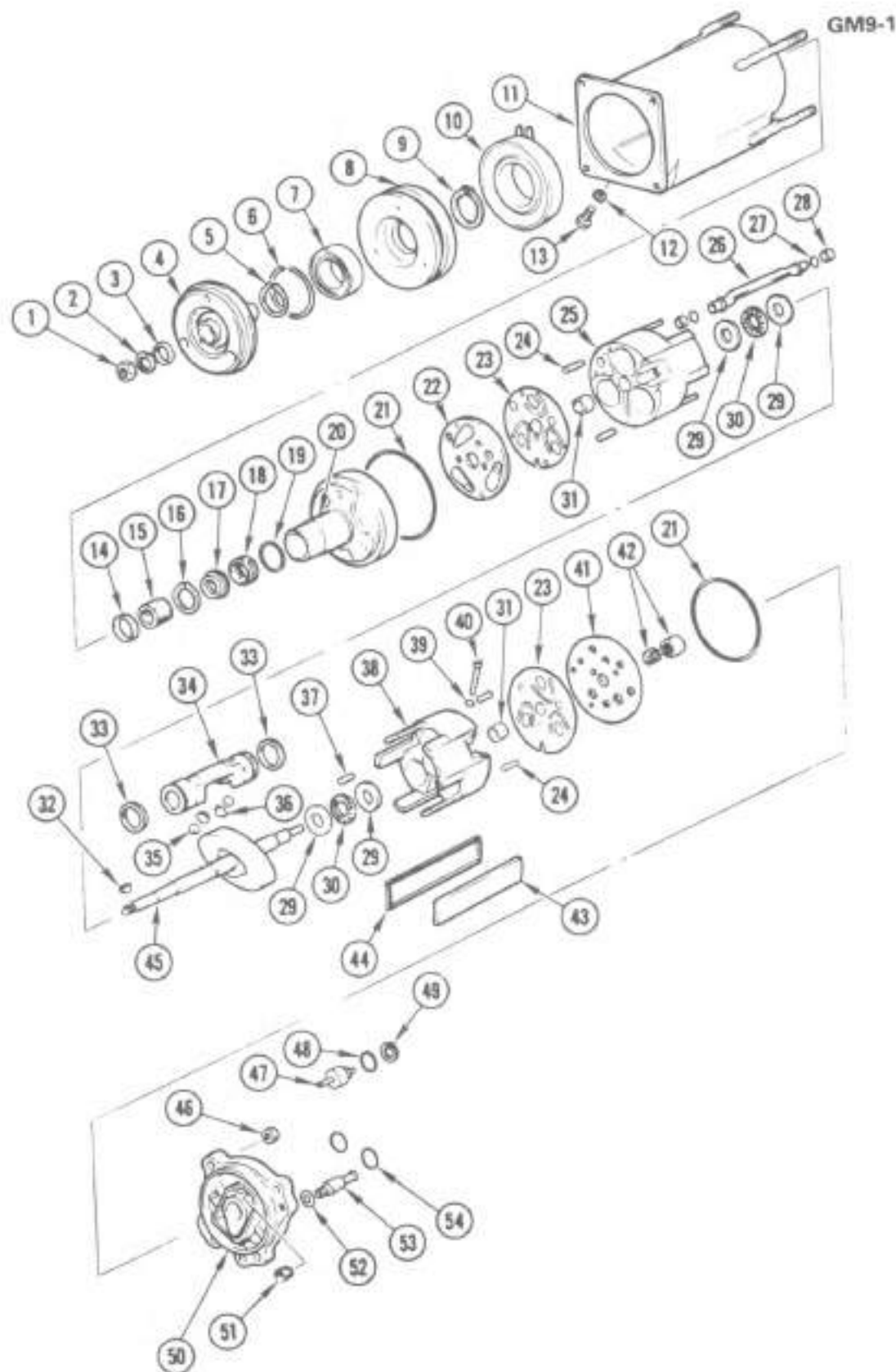
TM09-094.5

1984-87 "D3" BODY MOUNTING

1.	N.S.	SHIM (Not Req'd)	
2.	1.270	CUSHION, Body Mt Upr #1,2 (9 023)	15597600
3.	9.009	BRACKET, Body Mt #1	14040692
4.	9.023	CUSHION, Body Mt Lwr #1,2	15597629
5.	9.011	RETAINER, Body Mt Cush Lwr #1,2	14027472
6.	8.900	BOLT, Hex (1/2" 13 x 3 1/2"(Zc)(300M)	
	8.929	WASHER, Fl (9/16" ID 1 1/8" OD 1/16" Thk)	
7.	9.009	BRACKET, Body Mt #2	14024567

NOTES

BLANK-22



GM9-1

1984-86 "D3" A.C. COMPRESSOR/A-6 (AMBULANCE)

1984-88 "D3" A.C. COMPRESSOR/A-6 (AMBULANCE)

1.	NUT, Drive Shaft("1)	9.181
2.	RING, Drive Shaft Hub Retaining("2)	9.175
3.	SPACER, Drive Shaft Hub to Nut	9.181
4.	PLATE, Compressor Clutch W/Hub	9.188
5.	RING, Bearing to Head Ret("2)	9.181
6.	RING, Bearing to Pulley Hub Ret	9.181
7.	BEARING, Pulley	9.181
8.	PULLEY, Compressor	9.180
9.	RING, Coil & Housing Retainer	9.175
10.	COIL, Compressor Clutch W/Housing	9.188
11.	SHELL, Compressor (Incl #12 & 13)	9.170
12.	GASKET, Oil Filler Screw	9.177
13.	SCREW, Oil Filler	9.177
14.	RETAINER, Seal("3)	9.175
15.	SEAL, S e e v e (Felt)("3)	9.175
16.	RING, Seal Seat Retainer("3)	9.172
17.	SEAL, Felt Sleeve Retainer("3)	N.S.
18.	SEAL, Felt Sleeve("3)	N.S.
19.	RING, Seal Seat("3,4)	N.S.
20.	HEAD, Cylinder Front	9.174
21.	SEAL, Head "O" Ring("3)	N.S.
22.	VALVE PLATE, Front Discharge W/Vlv	9.172
23.	VALVE, Suction Reed	9.172
24.	PIN, Cylinder Locknut("5)	9.178
25.	CYLINDER, Front (Part of Cylinder Asm)	9.170
26.	TUBE KIT, Discharge("4)	N.S.
27.	RING, Discharge Tube("3)	N.S.
28.	BUSHING, Discharge Tube("4)	9.172
29.	RACE, Wobble Plate Thrust Bearing (Selective)	9.172
30.	BEARING, Wobble Plate Thrust	9.172
31.	BEARING, Main Shaft (Part of Cylinder Asm)	9.172
32.	KEY, Clutch Hub	9.188
33.	RING, Piston	9.172
34.	PISTON, Compressor	9.172
35.	BALL, Piston Drive	9.172
36.	SEAT, Piston Ball Drive (Selective)	9.172
37.	PIN, Head Locknut	9.178
38.	CYLINDER, Rear (Part of Cylinder)	9.170
39.	"O" RING, Oil Inlet Tube("3)	9.172
40.	TUBE, Oil Pump Suction	9.172
41.	VALVE PLATE, Rear Discharge W/Vlv	9.172
42.	PUMP KIT, Inner & Outer Rotors	9.172
43.	COVER, Manifold Suction Crossover Passage (Incl #44)("3)	9.172
44.	SEAL, Manifold Suction Cover("3)	N.S.
45.	SHAFT, Compressor W/Wobble Plate	9.170
46.	NUT KIT, Cylinder Head (7/16"-20)("1)	9.170
47.	SWITCH, Superheat("6)	N.S.
	SWITCH, Pressure("7)	N.S.
48.	RING, Superheat Switch("6)	9.172
49.	RETAINER, Ring("6)	9.172
50.	HEAD, Cylinder Rear	9.174
51.	SCREEN, Suction Freon Inlet	9.172
52.	GASKET, Pressure Relief Valve (Part of #53)	N.S.
53.	VALVE, Pressure Relief	9.178
54.	"O" RING, Suction Discharge Part("3)	9.172

NOTE 1: NUT KIT, Drive Shaft & Head-Group 9.170

NOTE 2: RETAINING RING KIT-Group 9.172

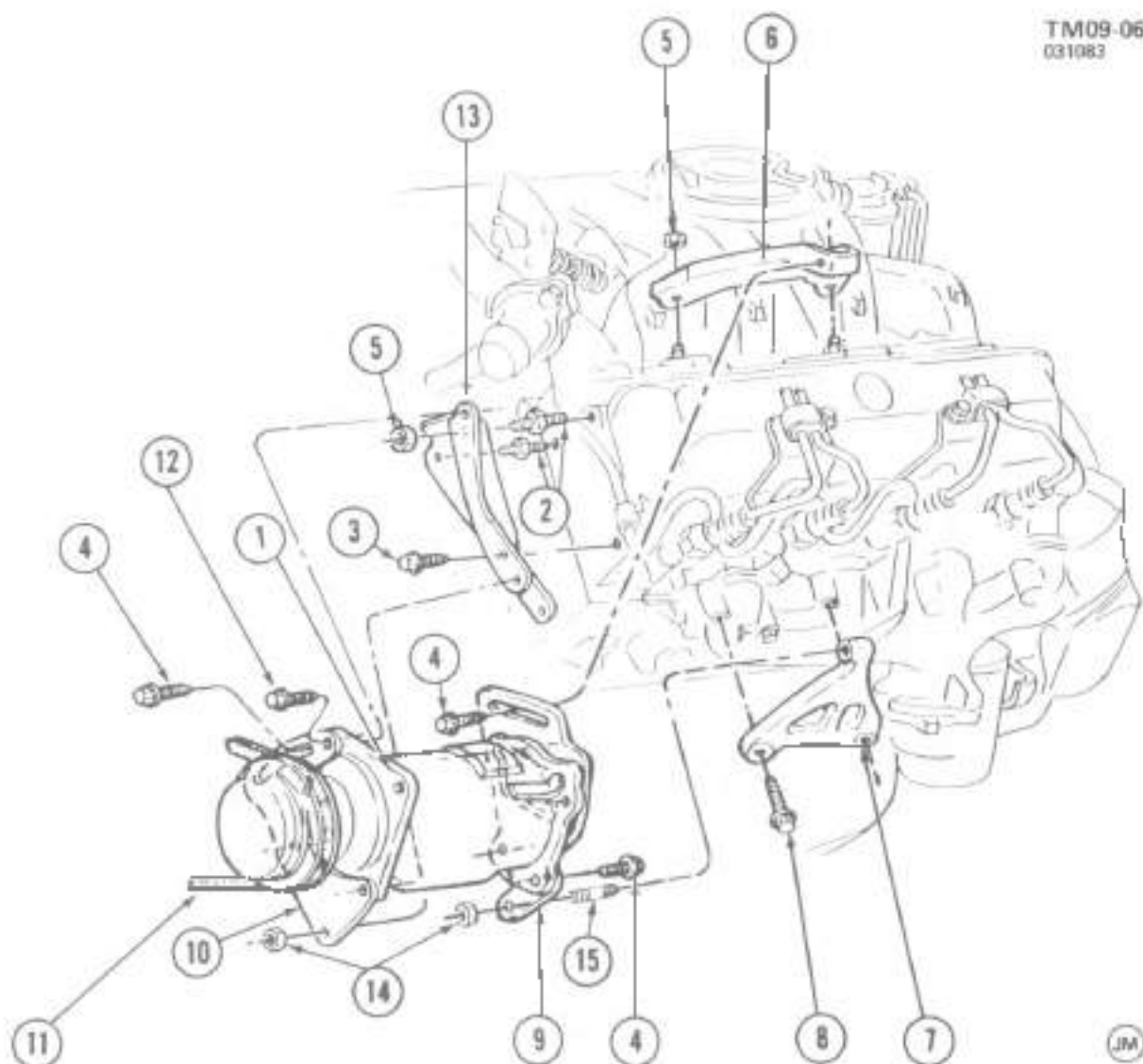
NOTE 3: SEAL KIT, Cmpr.-Group 9.170

NOTE 4: TUBE KIT, Manifold Discharge Group 9.172

NOTE 5: PIN KIT Cylinder Locknut Group 9.178

NOTE 6: SWITCH KIT, Superheat-Group 9.172

NOTE 7: SWITCH KIT, High Side Pressure-Group 9.172

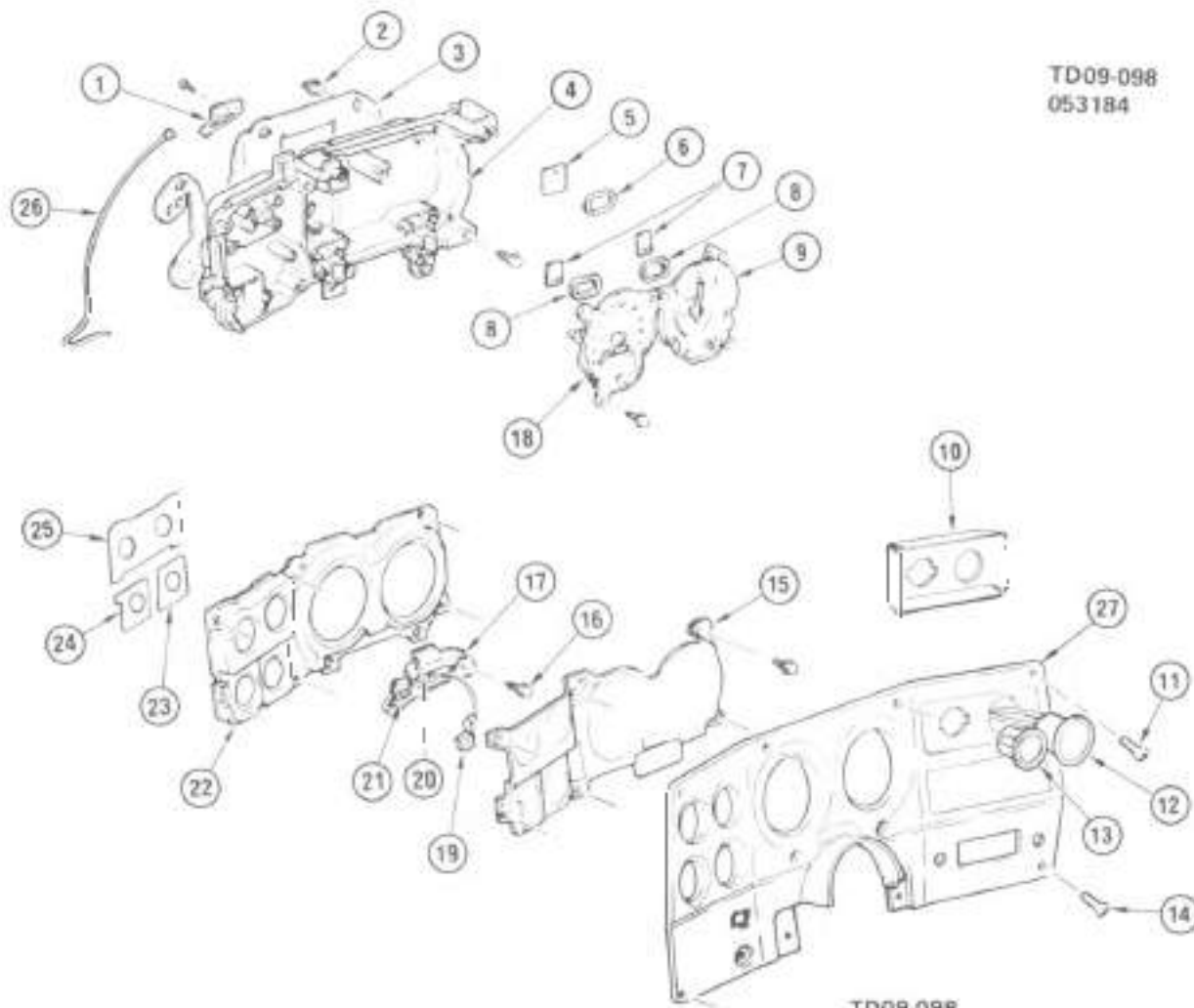


TM09-068

1984-87 'D3' A.C. COMPRESSOR MOUNTING (AMBULANCE)

1.	9.170	COMPRESSOR ASM, Axial (Metric)	12300270
2.	0.004	STUD, Eng Lift Fr Brkt (M10x1.5x20x20)	10035838
	0.004	STUD, Eng Lift Fr Brkt (M10x1.5x20x30)	10035838
3.	8.900	BOLT, Hex Flg (M10 x 1.5 x 20)(9.8)	
4.	8.900	BOLT, Hex Wa Hd (M10 x 1.5 x 25)(10.9)(Phos)	
5.	8.917	NUT, Hex Flg (M10 x 1.5)(9)(Phos)	
6.	9.171	BACKET, Cmpr Rr Up	14033868
7.	9.171	SUPPORT, Cmpr Rr Brkt	14033867
8.	9.173	BOLT, Cmpr Rr Adj Brkt Sup	14028922
9.	9.171	BACKET, Cmpr Rr	14033863
10.	9.171	BACKET, Cmpr Frt	14033861
11.	1.068	BELT, Fan & A/C Cmpr (3/8" x 80")(XN)	14033869
12.	8.900	BOLT, Hex Wa Hd (M8 x 1.25 x 16)(9.8)(Phos)	
13.	9.171	SUPPORT, Cmpr Frt	14033864
14.	8.917	NUT, Hex Flg (M10 x 1.5)(9)(Phos)(Same as #5)	
15.	9.173	STUD, A.C. Cmpr Piv (4.085)	10005333

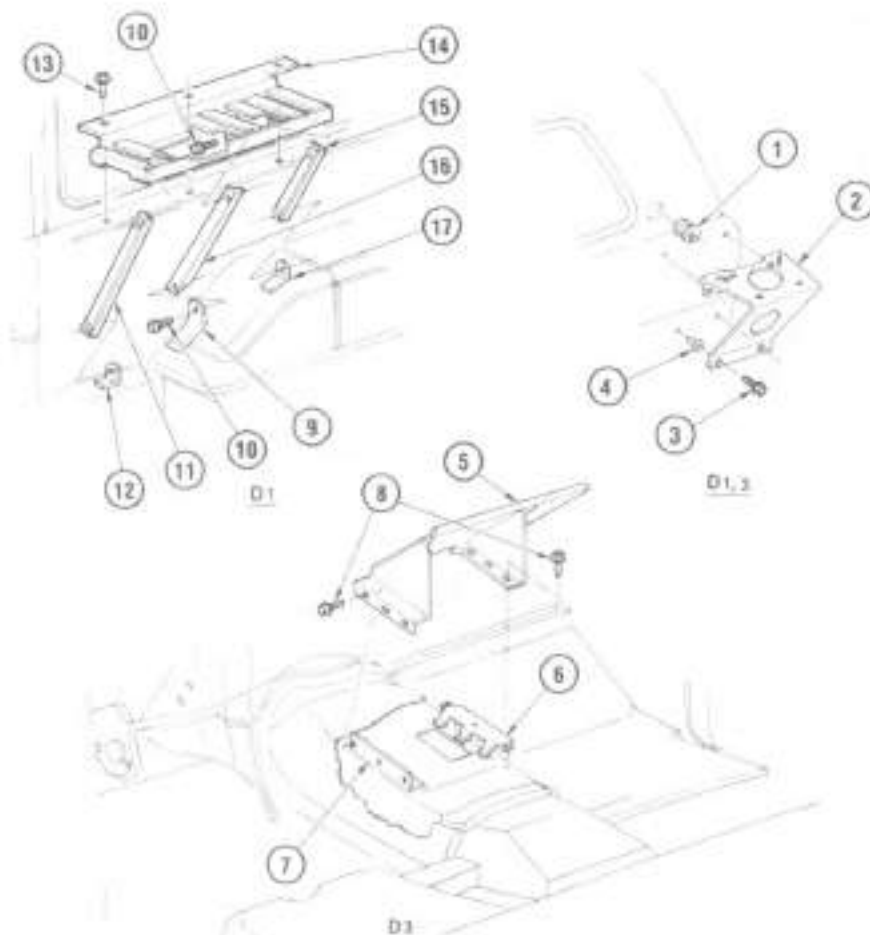
TD09-098
053184



TD09-098

1984-87 'D13' INSTRUMENT CLUSTER

1.	9.761	SPRING, Speedo Lk	25020687	15.	9.748	LENS, Cluster	25017376
2.	8.965	SOCKET, Cluster Lamp	2973932	16.	8.977	SCREW, Hex Wa Hd Tap (M4, 2-1 41 x 13)	
3.	9.744	PRINTED CIRCUIT, Cluster	25053623	17.	4.020	INDICATOR, Shift Inds # 19, 20, 21)	25078571
4.	9.743	CASE, Cluster	25053622	18.	9.761	HEAD, Speedo (1984-97)	25052373
5.	9.748	FILTER, Hi Beam	8497475	19.	4.020	CABLE, W/Clip, Shift Ind	25078578
6.	9.749	GASKET, Hi Beam Filter	8497483	20.	4.020	POINTER, Shift Ind	25023841
7.	9.748	FILTER, Turn Signal	8497476	21.	4.022	SPRING, Shift Ind	8985418
8.	9.749	GASKET, Turn Signal Filter	25015099	22.	9.747	RETAINER, Telltale	8497471
9.	3.108	GAGE, Fuel	8433429	23.	2.515	GAGE, Volt (Gen #2)	25053501
10.	2.510	BRACKET, Voltmeter (100 Amp Syst)	14072406	24.	2.515	GAGE, Volt (Gen #1)	25053500
	2.510	BRACKET, Voltmeter & Dr Open Ind Lp (200 Amp Syst)	14072409	25.	9.748	FILTER, 4 Wheel Drive/Oil	25078586
11.	8.977	SCREW, Ov Hd C/R Tap W/Wa (M4 2-1 41 x 40)		26.	4.342	CABLE, Speedo Flex W/Casing (1984)	25093550
12.	2.515	VOLTMETER	8474942		4.342	CABLE, Speedo Flex W/Casing (1985-87)	25033627
13.	18.495	HOUSING, Dr Open Ind (Ambulance only)	14075858	27.	16.081	PLATE, I/P Csr Tr	14072406
14.	8.977	SCREW, W/Fin Wa, Ov Hd C/R (M8-19 x 1")					



TD09-099
011684

TD09-099

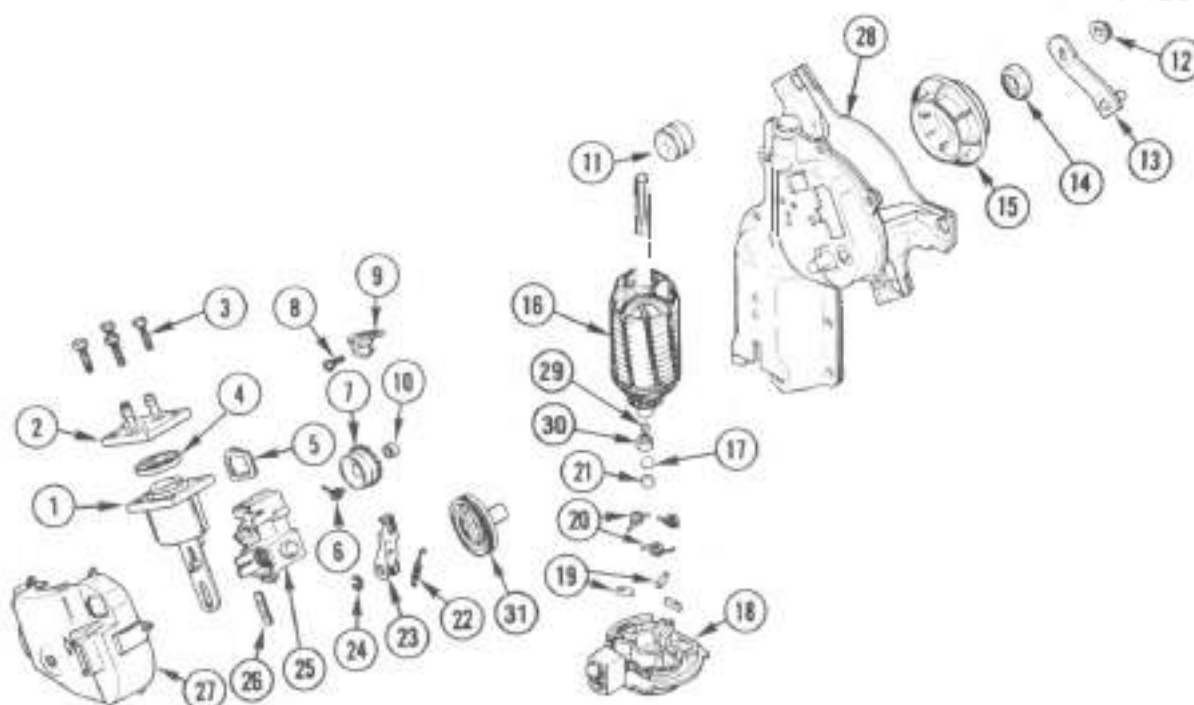
1984-87 'D1,3' RADIO & ANTENNA MOUNTING PROVISIONS

1.	9.647	GROMMET, Ant Cbl (D1 only)	15599990
2.	9.647	BRACKET, Ant	14072445
3.	8.900	BOLT, Hex (5/16" x 24 x 1")	
4.	9.647	NUT, Pdo Ant Brct	15599994
5.	9.667	BRACKET, Radio (D3 only)	14075846
6.	9.667	BRACKET, Radio-LH (D3 only)	14075848
7.	9.667	BRACKET, Radio-RH (D3 only)	14075847
8.	8.900	BOLT, Hex Lg Fl Wa (5/16" x 18 x 7/8")	
9.	9.667	BRACKET, Radio (D1 only)	15599963
10.	8.900	BOLT, Hex (5/16" x 18 x 1")	
	8.931	WASHER, Ck (5/16")	
11.	9.667	BRACE, Radio (D1 only)	14072439
12.	9.667	BRACKET, Radio (D1 only)	14072442
13.	8.900	BOLT, Hex W/Con Wa (3/8" x 16 x 1 3/8")	
14.	9.667	BRACKET, Radio (D1 only)	15599962
15.	9.667	BRACE, Radio (D1 only)	14072441
16.	9.667	BRACE, Radio (D1 only)	14072440
17.	9.667	BRACKET, Radio (D1 only)	15599964

GROUP 16.000

ILLUSTRATION INDEX

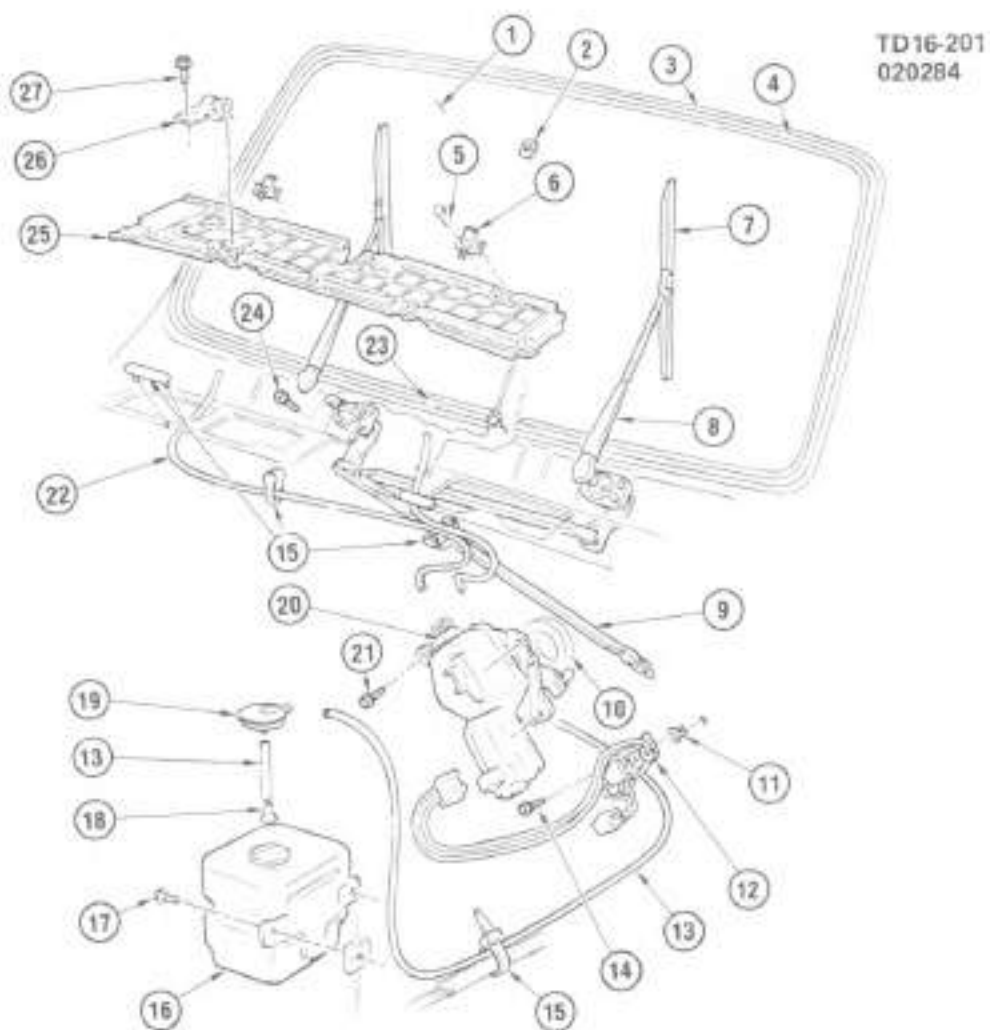
	TITLE	PAGE
1984-87	"D1,3" WIPER MOTOR & PUMP	16-1
1984-87	"D1,3" WIPER SYSTEM/WINDSHIELD	16-2
1984-86	"D1,3" MIRROR/EXTERIOR	16-4
1984-87	"D1,3" INSTRUMENT PANEL	16-6
1984-87	"D1,3" DOOR HARDWARE & TRIM	16-8
1984-87	"D1,3" VENT WINDOW	16-11
1984-87	"D3" SHEET METAL/CAB	16-12
1984-87	"D1" SHEET METAL/BODY	16-14
1984-87	"D1" SEATS/BUCKET	16-16
1984-87	"D3" SEATS/BUCKET	16-18
1984-87	"D3" SEAT/BENCH	16-20
1984-87	"D1" SEAT/REAR FOLDING	16-22
1984-87	"D1" TOP/REMOVABLE	16-23
1984-87	"D1" FLOOR COVERING & SILL PLATES	16-24
1984-87	"D3" FLOOR COVERING & SILL PLATES	16-25



TM16-126 3

1984-87 "D1,3" WIPER MOTOR & PUMP

1.	16.067	PISTON ASM. Pump (10 153)	4918445
2.	16.065	VALVE ASM. Pump (10 153)	4914958
3.	N.S.	SCREW. Valve	
4.	16.065	GASKET. Pump (10 153)	4918320
5.	16.065	SEAL. Pump	22009306
6.	N.S.	SPRING. Pump Ratchet (Part of Ratchet Asm)	
7.	16.065	RATCHET ASM. W/Spring W/ Pump (10 153)	4939314
8.	16.065	SCREW. Pump Dog Sprg (10 153)	4961450
9.	16.065	SPRING. Pump Dog (10 153)	4961449
10.	N.S.	SPACER	
11.	16.064	GROMMET. Ground Strap	22021879
12.	16.064	NUT. Crank Arm (5/8"-24)(III 151)	4980708
13.	16.064	CRANK ARM ASM. W/Pin	22009310
14.	16.064	SEAL. Wiper Motor	22009309
15.	16.065	SPACER. Motor Seal	22009308
16.	16.064	ARMATURE. Wiper Motor	22029881
17.	16.065	DISC. Thrust (Steel)(10 150)	22048287
18.	16.064	CAP. Motor End	22038924
19.	16.064	BRUSH	22009290
20.	16.064	SPRING. Brush (10 150)	22009291
21.	16.064	DISC. Motor Arm Thrust Rubber (10 150)	22048840
22.	N.S.	SPRING. Part of Pawl Asm	
23.	16.065	PAWL ASM. W/Spring (10 153)	4918446
24.	8.934	RING. For Rat Type 3CM 1 (5M Sht)	
25.	16.064	SWITCH. W/Magnet. Pump Park	22038931
26.	16.065	SEAL. Terminal	22009771
27.	16.064	COVER	22009306
28.	N.S.	HOUSING. Part of Motor Asm	
29.	16.064	BALL. Motor Thrust Plug (3/16")(3 825)	
30.	16.064	WASHER. Motor Felt (10 150)	5093788
31.	16.063	GEAR. W/Shaft WSW	22021690



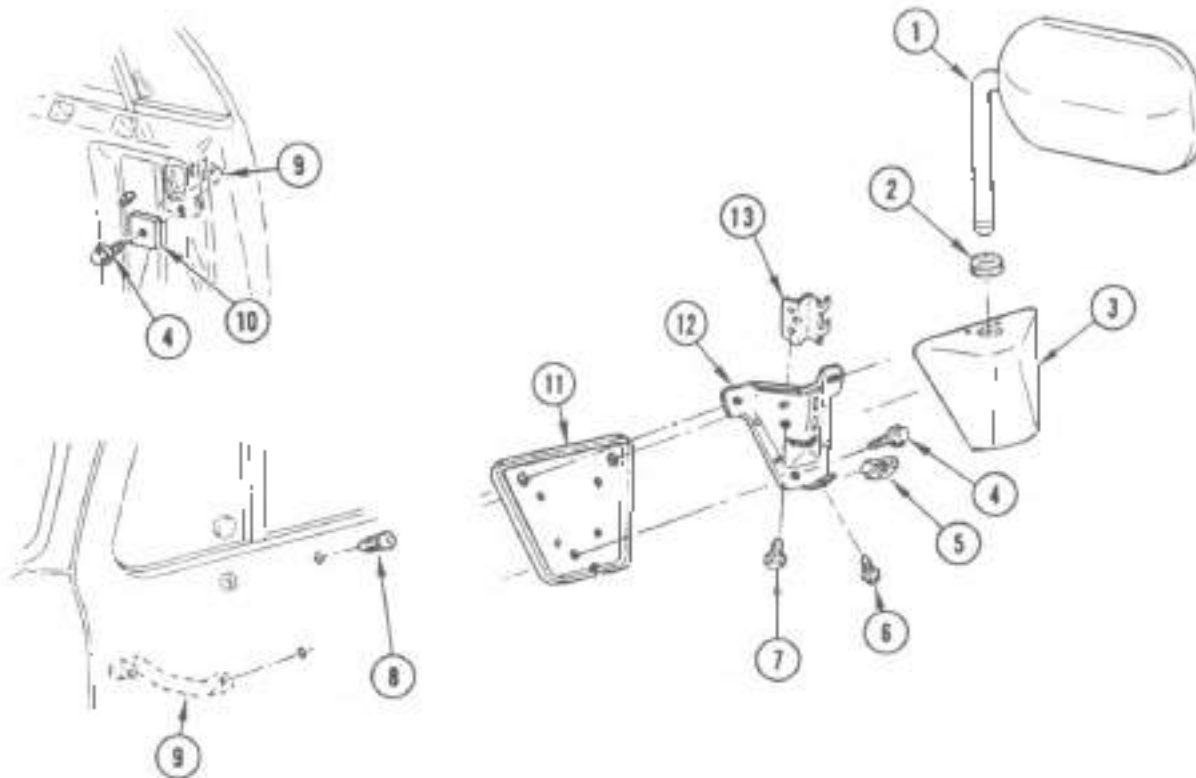
TD16-201

1984-87 "D1.3" WIPER SYSTEM/WINDSHIELD

1984-87 "D1,3" WIPER SYSTEM/WINDSHIELD

1.	18.005	GLASS, W/S	14018597
2.	18.069	SUPPORT, 1/2 Pr View Mirror (10 187)	9831062
3.	18.040	WEATHERSTRIP, W/S	471009
4.	18.041	MOLDING, W/S Rvl	486157
5.	8.977	SCREW, Hex Wa Hd Tap (M4 1-1.41 x 13)	
6.	18.065	NOZZLE, WSWA	14076838
7.	18.062	BLADE, WSW (Incls Insert)(1984)	14072492
	18.062	BLADE, WSW Arm (Incls Insert)(1985-87)	15591704
	18.062	INSERT, WSW Blade (Trico)(10 148)(1984-87)	14044931
	18.062	INSERT, WSW Blade (Anco)(1984-87)	14044932
8.	18.063	ARM, WSW (1984)	14072491
	18.063	ARM, WSW (1985-87)	15591703
9.	18.063	TRANSMISSION, WSW-LH	22029629
	18.063	TRANSMISSION, WSW-RH	22029630
	18.063	SOCKET, WSW Trans Link (10 159)	4818582
10.	18.064	GASKET, WSW Motor (10 162)	20489125
11.	N.S.	NUT	
12.	9.883	CAPACITOR, Rda WSW Mtr	15598222
13.	8.982	HOSE, Bulk (7/32" ID)	
14.	8.900	BOLT, Hex Flg (1/4" 20 x 3/4")	
15.	8.985	STRAP, Plastic 7" Adjustable	
16.	18.065	CONTAINER, WSWA Solv (10 154)	3890892
17.	8.900	BOLT, Hex Machine Tap (1/4" 20 x 7/8")	
	8.931	WASHER, Lk (1/4")	
18.	18.065	FILTER, WSWA Container (10 154)	3986821
19.	18.065	CAP, WSWA Solv Cont (10 154)	3796372
20.	18.064	MOTOR, W/Pump, WSW (See PUMP illus for service details)	22048352
21.	18.064	BOLT, WSW Motor (10 152)	3824124
22.	8.962	HOSE, Bulk (5/32" ID)	
23.	18.041	CAP, W/S Rvl Mldg	334150
24.	8.977	SCREW, Hex Wa Hd Tap (M6 3-1.69 x 20)(Hi-Lu Thrd)	
	8.932	WASHER, Ext Tooth Lk (M6 ID 15 OD 1.52 Thk)	
25.	18.125	SCREEN, W/S Frnt & Plenum Pnl (1984)	14022773
	18.125	SCREEN, W/S Frnt & Plenum Pnl (1985-87)	15598709
26.	18.125	RETAINER, Air Inl Screen	14027555
27.	8.977	SCREW, Hex W/FI Wa Tap (M4 2-1.41 x 16)	

T16-129



T16.129.9

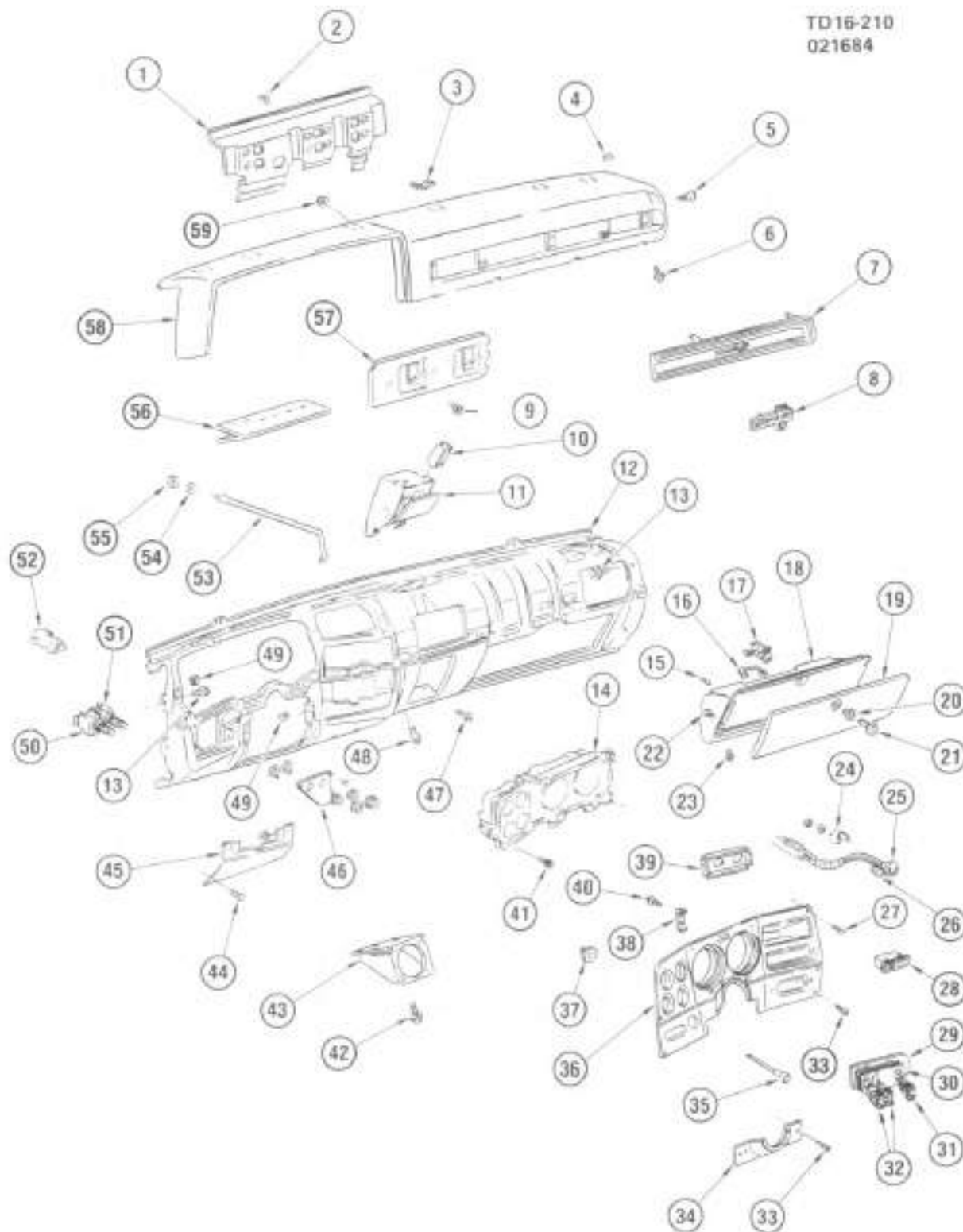
1984-85 "D1.3" MIRROR/EXTERIOR

1.	16.088	MIRROR, Head Only	14072487
2.	16.089	GROMMET, Mir Arm	14007435
3.	16.089	COVER, Mir Brkt-LH	14072489
	16.089	COVER, Mir Brkt-RH	14072490
4.	16.089	BOLT, O/S Rear View Mirror Brkt	14007511
5.	8.921	NUT, Spring (#8-18)	
6.	16.089	BOLT, Mir Brkt Cvt (#8-133)	14033684
7.	8.977	SCREW, Hex Wdg Hd (1/4"-14 x 3/4")	
8.	16.089	NUT, Mir Brkt	387292
9.	16.089	REINFORCEMENT, Mir Brkt-LH	14007541
	16.089	REINFORCEMENT, Mir Brkt-RH	14007542
10.	16.089	SPACER, Mir Reinf	14007539
11.	16.089	GASKET, Mir Brkt	14008191
12.	16.089	BRACKET, Mir	14007429
13.	16.089	CLAMP, Mir	14007430

NOTES

BLANK-23

TD16-210
021684



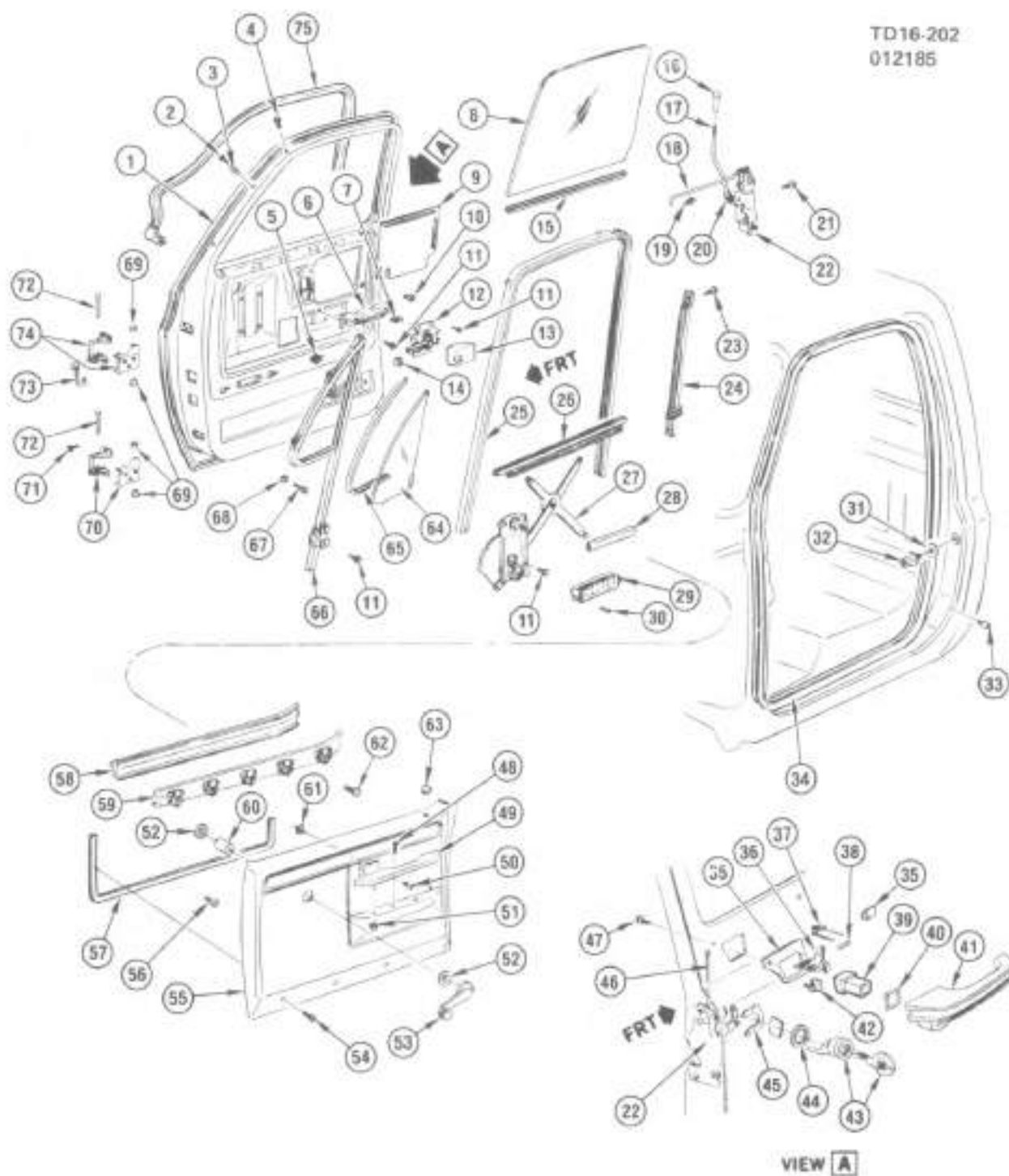
TD16-210

1984-87 "D1.3" INSTRUMENT PANEL

1984-87 "D1.3" INSTRUMENT PANEL

1.	18.085	REINFORCEMENT, I/P	14072414
2.	8.921	NUT, "U" Spr (1/4"-20)	
3.	18.080	RETAINER, I/P Up Tr Pad	14031893
4.	2.729	NUT, Spl And (Nylon)	347347
5.	18.080	BOLT, I/P Up Tr Pad	14044340
6.	8.977	SCREW, W/FI Wa Hex Tap (M4 2-1 41 x 16)	
7.	18.030	MOLDING, I/P Pad	14023039
8.	18.081	PLATE, I/P Name "CUSTOM DELUXE"	14023045
9.	8.900	BOLT, Hex (1/4"-20 x 3/4")	
	8.929	WASHER, FI (5/32" ID 1/2" OD 1/32" Thk)	
10.	18.120	HOUSING, Ash Tray	14005139
11.	18.120	TRAY ASM, Ash Receiver	330484
12.	18.080	PANEL, Inst (1984)	14084451
	18.080	PANEL, Inst (1985-87)	15690559
13.	8.900	BOLT, Hex Lp FI Wa (5/16"-18 x 7/8")	
14.	9.735	CLUSTER, Inst	25052807
15.	18.110	BUMPER, I/P Compt Dr (10 263)	3765243
16.	18.110	STRIKER, I/P Compt Dr Lk	6274550
17.	18.110	CASE, I/P Compt Dr Lk	14044471
18.	18.100	COMPARTMENT, I/P	343915
19.	18.110	DOOR, I/P Compt	6264131
20.	18.110	ESCUTCHEON, I/P Compt Dr Lk (10 267)	3957093
21.	18.110	CYLINDER, I/P Compt Dr Lk (10 266)	6260421
22.	8.977	SCREW, Rd Thin Wa Hd C/R (M4 2-1 41 x 13)	
23.	8.977	SCREW, Hex Wa Hd Tap (M4 2-1 41 x 13)	
24.	N.S.	RETAINER, Voltmeter (Part of #25)	
25.	2.515	VOLTMETER	5474942
26.	18.495	HOUSING, Dr Open Ind (Amb only)	14075858
27.	8.977	SCREW, Ov Hd C/R W/Wa Tap (M4 2-1 41 x 40)	
28.	8.785	INDICATOR, Glow Plugs & Wat in Fuel	14066562
29.	18.081	PLATE, Acryl Sw Final	14072410
30.	18.081	COVER, Acryl Sw Mrg Plt	14072448
31.	17.800	SWITCH, Gas Particulate Filter Unit (GPFU) (9 773)	14072338
32.	9.773	SWITCH, Extr Flood Lp	14072338
33.	8.977	SCREW, W/Fin Wa, Ov Hd C/R (#8-18 x 1")	
34.	8.780	FILLER, I/P Strg Col Dpg	14023008
35.	2.488	KNOB, Lgt Sw (W/Rod)	489302
36.	18.081	PLATE, I/P Cstr Tr	14072405
37.	2.487	NUT, Hdip Sw	6258213
38.	18.081	RETAINER, Acryl Sw Mrg Plt	14072412
39.	2.510	BRACKET, Voltmeter (100 Amp Sys)	14072405
	2.510	BRACKET, Voltmeter (200 Amp Sys)	14072405
40.	8.977	SCREW, Hex Wa Hd Tap (M4 2-1 41 x 16)	
41.	8.977	SCREW, Hex Hd FI Wa Tap (M4 2-1 41 x 16)	
42.	8.977	SCREW, Hex Wa Hd (1/4"-20 x 1/2")	
43.	2.440	BRACKET, Eng Wire Diagn Conn	14074480
44.	8.977	SCREW, Ov Hd Csk C/R (M4 2-1 41 x 10)	
45.	18.081	COVER, I/P Strg Col Lwr	6274970
46.	2.575	BRACKET, Blackout Lp Sw	14072413
47.	8.977	SCREW, Pan Hd C/R Tap (M4 2-1 41 x 16)	
48.	8.977	SCREW, Hex Wa Hd (#10-24 x 3/4")	
49.	8.921	NUT, "U" Spr (#8-18)	
50.	2.575	SWITCH, Blackout Driving Lp	14072358
51.	2.575	SWITCH, Blackout Lp & Service Lgt	14072339
52.	2.485	SWITCH, Hdip	1995216
53.	18.085	BRACE, I/P	351789
54.	8.929	WASHER, FI (5/16" ID 47/64" OD 1/16" Thk)	
55.	8.915	NUT, Hex (1/4"-20)	
56.	2.483	BRACKET, Dash Wrg Harn Acryl Riv Pnl	14072340
57.	18.085	BRACKET, I/P Reinforcement	14072415
58.	18.080	PAD, I/P	14031898
59.	8.921	NUT, Faceted Fig (M5-15)	

TD16-202
012185



TD16-202

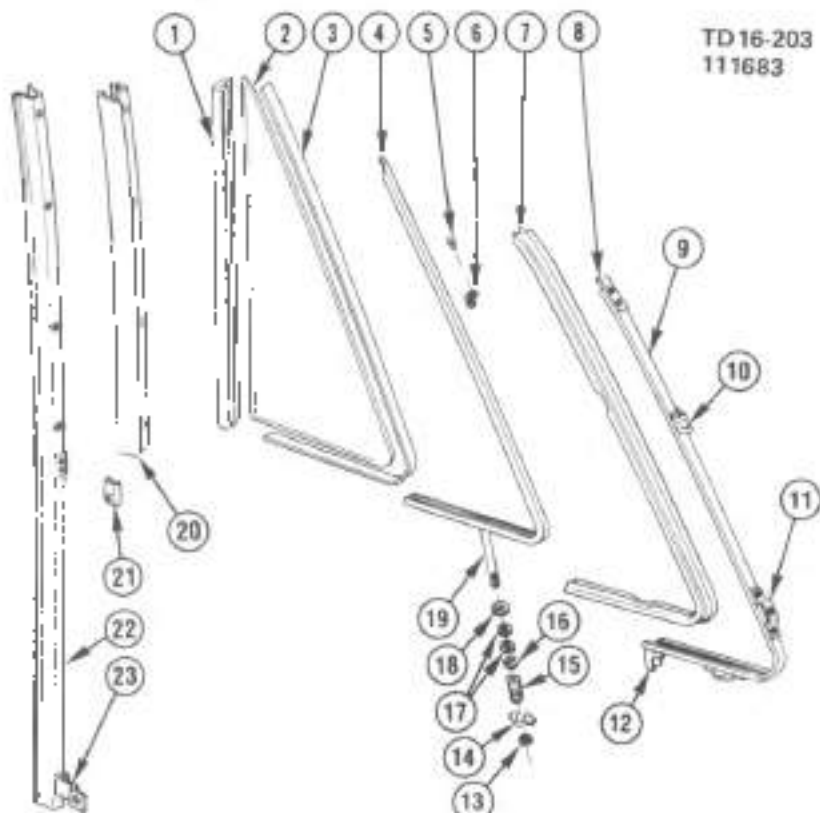
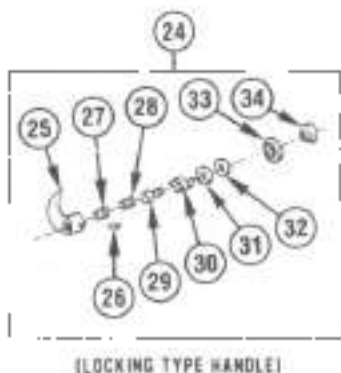
1984-87 'D1,3' DOOR HARDWARE & TRIM

1984-87 'D1.3' DOOR HARDWARE & TRIM

1.	16.150	DOOR WLDG. Frt-LH (Incls Dr Pol)	15593229
	16.150	DOOR WLDG. Frt-RH (Incls Dr Pol)	15593230
	16.152	PANEL, Dr Dtr-LH	15598783
	16.152	PANEL, Dr Dtr-RH	15598784
2.	8.977	SCREW, Ov Hd Cr/S (*A*)M4 2-1.41 x 20 (Chrome)	
3.	16.176	BUSHING, Vent Wdo	14013789
4.	16.173	SCREW, Frt Vent Wdo	15590443
5.	16.185	RETAINER, Dr Tr Pol	15590422
6.	16.165	BRACKET, Dr A/Hast-LH	362433
	16.165	BRACKET, Dr A/Hast-RH	362434
7.	8.921	NUT, "11" (x10-12)	
8.	16.180	GLASS, Dr-LH	14022841
	16.180	GLASS, Dr-RH	14022842
9.	N.S.	DEFLECTOR, Pol War	
10.	8.921	NUT, Push-in for 28" Sq hole (p8)	
11.	8.900	BOLT, Hex W/Con Spr Wa (1/4"-20 x 1/2")	
12.	16.341	CONTROL, Lk Ram I/S-LH (Incls x19)	15597853
	16.341	CONTROL, Lk Ram I/S-RH (Incls x19)	15597854
13.	16.341	SEAL, Lk Ram Cont-LH	14026383
	16.341	SEAL, Lk Ram Cont-RH	14026384
14.	16.353	PLUG, Rubber (1") (12 981)	4410574
15.	16.190	FILLER, Glc Channel (.032 Thk) (Cut as reqd)	370389
	16.190	FILLER, Glc Channel (.047 Thk) (Cut as reqd)	370390
16.	16.157	KNOB, Ram Lk Rod (10 559)	7591126
17.	16.341	ROD, Dr Ram Lk-LH	14039787
	16.341	ROD, Dr Ram Lk-RH	14039788
18.	16.341	ROD, Lk Ram Cont-LH	14039785
	16.341	ROD, Lk Ram Cont-RH	14039786
19.	16.341	CLIP, Lk Rod	375180
20.	16.341	CLIP, Lk Rod (17 198)	15545178
21.	8.908	SCREW, Flat Serr Hd Cr/R (1/4"-20 x 5/8")	
22.	16.330	LOCK, Dr LH	14039763
	16.330	LOCK, Dr RH (The following non-illustrated items are part of the Lock & can also be ordered separately)	14039764
	16.345	PIN, Dr Lk	9604894
	16.335	PIN, Dr Lk Detent Lvr	9827947
	16.335	SPRING, Dr Lk Detent Lvr	9827948
	16.335	SPRING, Dr Lk O/S Rel Lvr (10 474)	9827950
	16.345	PIN, Dr Lk O/S Rel Lvr Spr (10 474)	9827961
	16.335	SPRING, Dr Lk Locking Lvr-LH (10 474)	9886515
	16.335	SPRING, Dr Lk Locking Lvr-RH (10 474)	9886514
	16.341	CLIP, Lk Rod (17 198)	15545178
23.	8.977	SCREW, Hex W/Con Wa (1/4"-20 x 1/2")	
24.	16.190	CHANNEL, Dr Wdo Glc Rr Gde-LH	337715
	16.190	CHANNEL, Dr Wdo Glc Rr Gde-RH	337716
25.	16.190	RUN, Wdo Glc-LH	14027777
	16.190	RUN, Wdo Glc-RH	14027778
26.	16.190	SASH, Wdo-LH	15590401
	16.190	SASH, Wdo-RH	15590402
27.	16.250	REGULATOR, Dr Wds-LH	14027431
	16.250	REGULATOR, Dr Wds-RH	14027432
28.	N.S.	RAIL, Wdo Rag Lvr (Part of #1)	
29.	16.520	VALVE, Pressure Rel at 000	461610
30.	8.977	SCREW, Ov Hd Cr/S (*A*)M4 2-1.41 x 20	
31.	8.929	WASHER, Fl (M13 ID 45 OD 1.5 Thk)	
32.	16.335	STRIKER, Dr Lk (10 569)	9501750
33.	16.400	BUMPER, Or	3900684
34.	16.225	WEATHERSTRIP, Dr Opp	15522784
35.	16.353	GASKET UNIT, O/S Handle-LH	6258561
	16.353	GASKET UNIT, O/S Handle-RH	6258562
36.	16.353	LEVER, O/S Hdl Rel-LH	327063
	16.353	LEVER, O/S Hdl Rel-RH	327064
37.	16.353	SPRING, O/S Rel Lvr	327065
38.	N.S.	PIN (Part of #41)	
39.	16.353	BUTTON, O/S Hdl Push	327062
40.	16.353	SEAL, O/S Hdl Push Button	6255760
41.	16.350	HANDLE, O/S-LH (Incls #36,37,38,39,40,42)	14072493
	16.350	HANDLE, O/S-RH (Incls #36,37,38,39,40,42)	14072494
42.	16.353	CLIP, O/S Hdl Rod	331816
43.	16.330	LOCK, Dr Saf. W/Key (Less Pawl)	15599677
	16.330	PAWL, Lk Cyl-RH (10 551)	7040173
	16.330	PAWL, Lk Cyl-LH (10 551)	7040174
44.	16.150	GASKET, Lk Cyl to Dr (12 247)	4587931

1984-87 "D1.3" DOOR HARDWARE & TRIM

46.	16 353	RETAINER, Frt S/D Lk Cyl (10 551)	9728247
48.	16 341	ROD, Lk O/S Handle	327087
47.	8 977	SCREW, Hex W/Con Wa (1/4" 20 x 5/8")	
48.	8 977	SCREW, Hex Wa Hd Tap (1/4" 10-16 x 3/4")	
49.	16 156	ARM REST, Dr-LH (Paint as reqd)	14026409
	16 156	ARM REST, Dr-RH (Paint as reqd)	14026410
50.	8 977	SCREW, Dr Hd C/R Wz/Sty 1 Wa (M4 2.1 41 x 20)	
51.	8 921	NUT, Strpd Hd Flg (3/16")	
52.	16 270	PLATE, Wdo Reg Hd Brg	14010954
53.	16 270	HANDLE, Dr Wdo Reg	14030686
54.	8 977	SCREW, Dr Hd C/R Wz/Wa (1/8" 18 x 1")	
55.	16 165	PANEL, Dr Tr-LH (Paint as reqd)	16597667
	16 165	PANEL, Dr Tr-RH (Paint as reqd)	16597668
56.	16 165	FASTENER, Dr Tr Pnl (Screw Type)	20461401
57.	16 165	SEAL, Foam (48 5" x 36" x 5") (Cut as reqd) (9 262)	363139
58.	16 183	SEAL, Wdo Gls Otr-LH	14027778
	16 183	SEAL, Wdo Gls Otr-RH	14027778
59.	16 183	SEAL, Wdo Gls Inr-LH	14087421
	16 183	SEAL, Wdo Gls Inr-RH	14087422
60.	16 270	SPACER, Wdo Reg Hd (Cut as reqd)	364372
61.	8 921	NUT, Spr "U" (#8-18)	
62.	16 165	RETAINER, Dr Tr Pnl (14 623)	20686827
63.	16 157	GROMMET, Dr Lk Hd	330486
64.	16 174	GLASS, Vent Wdo-LH	20284743
	16 174	GLASS, Vent Wdo-RH	20284744
65.	16 190	FILLER (Same as #15)	
66.	16 173	VENTILATOR, Vent-LH	14083309
	16 173	VENTILATOR, Vent-RH	14083310
67.	16 173	SCREW, S/O Vent Wdo (1984)	15593896
	16 173	SCREW, S/O Vent Wdo (1985)	15531547
	16 173	SCREW, S/O Vent Wdo (1986-87)	335651
68.	8 921	NUT, "U" (#10-16)	
69.	16 323	BUSHING, Dr Hge (10 464)	9721917
70.	16 320	HINGE, Lwr-LH (Incls #69.72)	14000091
	16 320	HINGE, Lwr-RH (Incls #69.72)	14000092
71.	8 977	SCREW, Hex Hd Tap (3/8" 16 x 1 1/8")	
72.	16 323	PIN, Dr Hge Bslg (10 466)	6271988
73.	16 320	ROD, Hge Torque-LH	327959
	16 320	ROD, Hge Torque-RH	327960
74.	16 320	HINGE, Upr-LH (Incls #69.72.73)	14000093
	16 320	HINGE, Upr-RH (Incls #69.72.73)	14000094
75.	16 226	WEATHERSTRIP, Frt S/D Secondary-LH (D1 only)	14016511
	16 226	WEATHERSTRIP, Frt S/D Secondary-RH (D1 only)	14016512



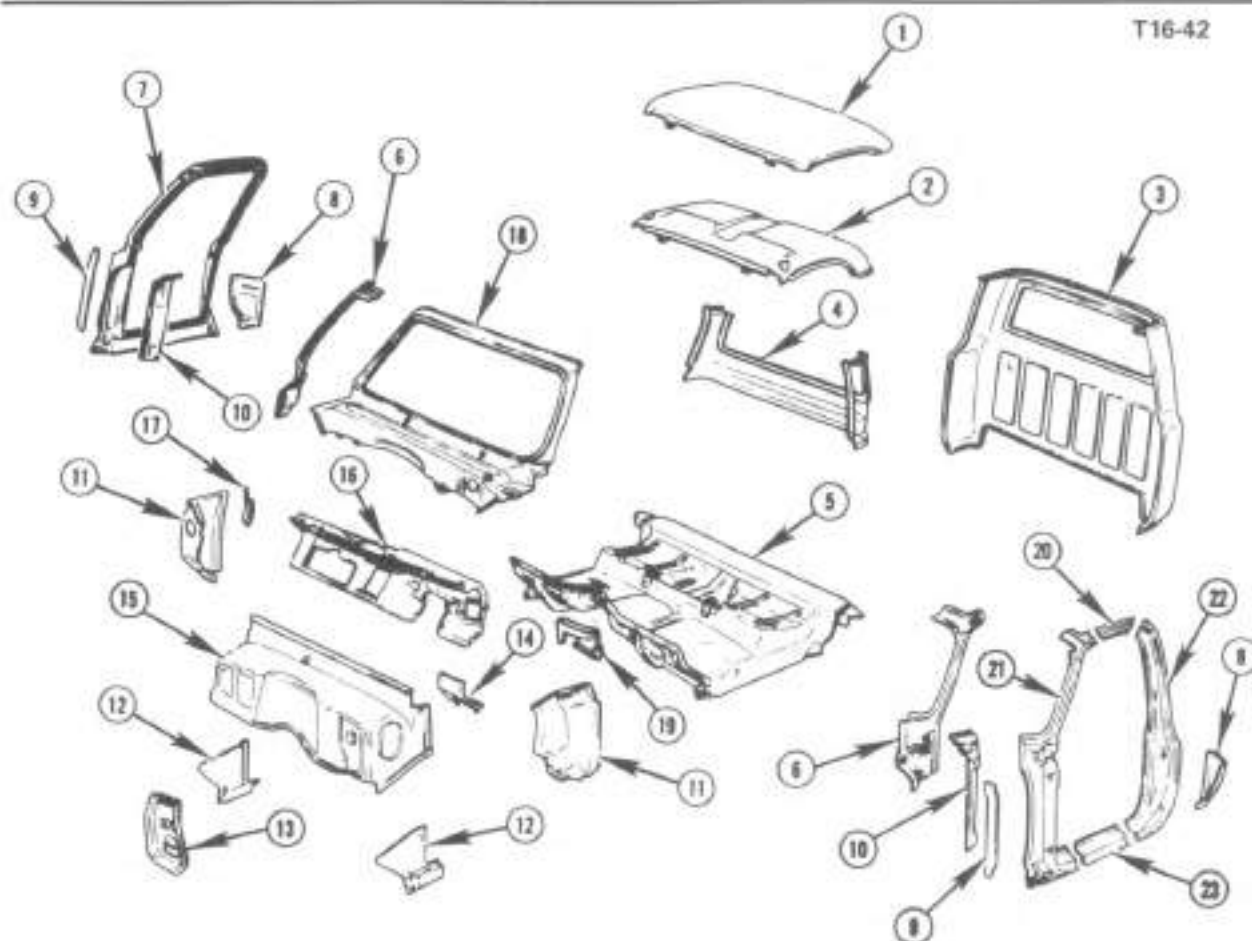
TD 16-203
111683

TD 16-203

1984-87 'D1,3' VENT WINDOW

1.	16.175	WEATHERSTRIP, Rr LH	20264730	17.	16.176	WASHER, Pivot Pin (10.660)	385443
	16.175	WEATHERSTRIP, Rr RH	20264731	18.	16.176	STOP, Pivot Pin	3762400
2.	16.174	GLASS, Vent LH	20264743	19.	N.S.	PIN, Pivot ("1)	
	16.174	GLASS, Vent RH	20264744	20.	N.S.	CHANNEL, Divider ("1)	
3.	16.190	FILLER, Gl's Channel		21.	16.176	STRIKER, Lk Hdl LH	20264728
4.	N.S.	SASH ("1)			16.176	STRIKER, Lk Hdl RH ("1)	20264729
5.	N.S.	RIVET, Hinge ("1)		22.	N.S.	RUN, Gl's Frt ("1)	
6.	N.S.	HINGE, Sash Half ("1)		23.	N.S.	SUPPORT, Lower ("1)	
7.	16.175	WEATHERSTRIP, Frt LH	20354945	24.	N.S.	HANDLE KIT (Not available for Military)	
	16.175	WEATHERSTRIP, Frt RH	20354946	25.	N.S.	HANDLE ("1)	
8.	N.S.	SUPPORT, Upper ("1)		26.	N.S.	PIN ("1)	
9.	N.S.	FRAME, Vent ("1)		27.	N.S.	PLUNGER ("1)	
10.	N.S.	HINGE, Frame Half ("1)		28.	N.S.	SPRING ("1)	
11.	N.S.	SUPPORT, Front ("1)		29.	N.S.	SCREW ("1)	
12.	N.S.	SUPPORT, Lower ("1)		30.	N.S.	STUD ("1)	
13.	8.915	NUT, Hex (5/16"-24)		31.	N.S.	WASHER ("1)	
14.	16.176	WASHER, Tab (10.660)	4172352	32.	N.S.	WASHER ("1)	
15.	16.176	SPRING, Pivot Pin	3716643	33.	N.S.	SPACER ("1)	
16.	16.176	WASHER, Spr Ret (10.660)	4162193	34.	N.S.	ESCUTCHEON ("1)	

NOTE 1. Part of service VENTILATOR ASM 14053309-LH, 14053310-RH Group 16.173



T16-42.9

1984-87 "D3" SHEET METAL/CAB

1.	16.586	PANEL, Rt Otr	3998814	12.	16.551	PANEL, Cowl Slr Inr-LH	14027477
2.	16.586	PANEL, Rt Inr	3998884		16.551	PANEL, Cowl Slr Inr-RH	14027478
3.	16.587	PANEL, Body Rr Otr	14067883	13.	16.550	REINFORCEMENT, Dash Panel	15593577
4.	16.592	PANEL, Body Rr Inr	467289	14.	4.934	BRACE, Brk Pedl Bkt	467282
5.	16.546	PANEL, Floor & Toe	14070523	15.	16.550	PANEL, Dash & Cowl	15593589
6.	16.585	PANEL, F/D Opg Frame Trim-LH	15522711	16.	16.060	PANEL, Instrument (1984)	14064461
	16.585	PANEL, F/D Opg Frame Trim-RH	14022849	16.	16.060	PANEL, Instrument (1985-86)	15590559
7.	16.150	FRAME, F/D Opg-LH (Incls #9, 10) (1")	14039173	17.	N.S.	DEFLECTOR, Plnm Slr Plr Wat (Part of #11 RH only)	
	16.150	FRAME, F/D Opg-RH (Incls #9, 10) (1")	14039174	18.	16.550	PANEL, W/S Frm & Plnum	15598708
8.	16.600	FILLER, Body Dr Opg Frame Lwr-LH	16596901	19.	16.800	SHIELD, Floor & Toe Pnl Ht	14043813
	16.600	FILLER, Body Dr Opg Frame Lwr-RH	16596902	20.	16.150	FRAME, F/D Upper-LH (1")	347113
9.	16.507	EXTENSION, Dr Opg Frame	8262042		16.150	FRAME, F/D Upper-RH (1")	347114
10.	16.507	REINFORCEMENT, F/D Opg Frame Hge-LH	377785	21.	16.507	PILLAR, F/D Frame Hinge-LH (1")	347111
	16.507	REINFORCEMENT, F/D Opg Frame Hge-RH	377786		16.507	PILLAR, F/D Frame Hinge-RH (1")	347112
11.	16.551	PANEL, Plnum Slr-LH	14027481	22.	16.507	PILLAR, F/D Frame Lock LH (1")	347115
	16.551	PANEL, Plnum Slr-RH (Incls #12)	14027482		16.507	PILLAR, F/D Frame Lock RH (1")	347116
				23.	16.603	PANEL, F/D Frame Rocker-LH (1")	14095607
					16.603	PANEL, F/D Frame Rocker-RH (1")	14095608

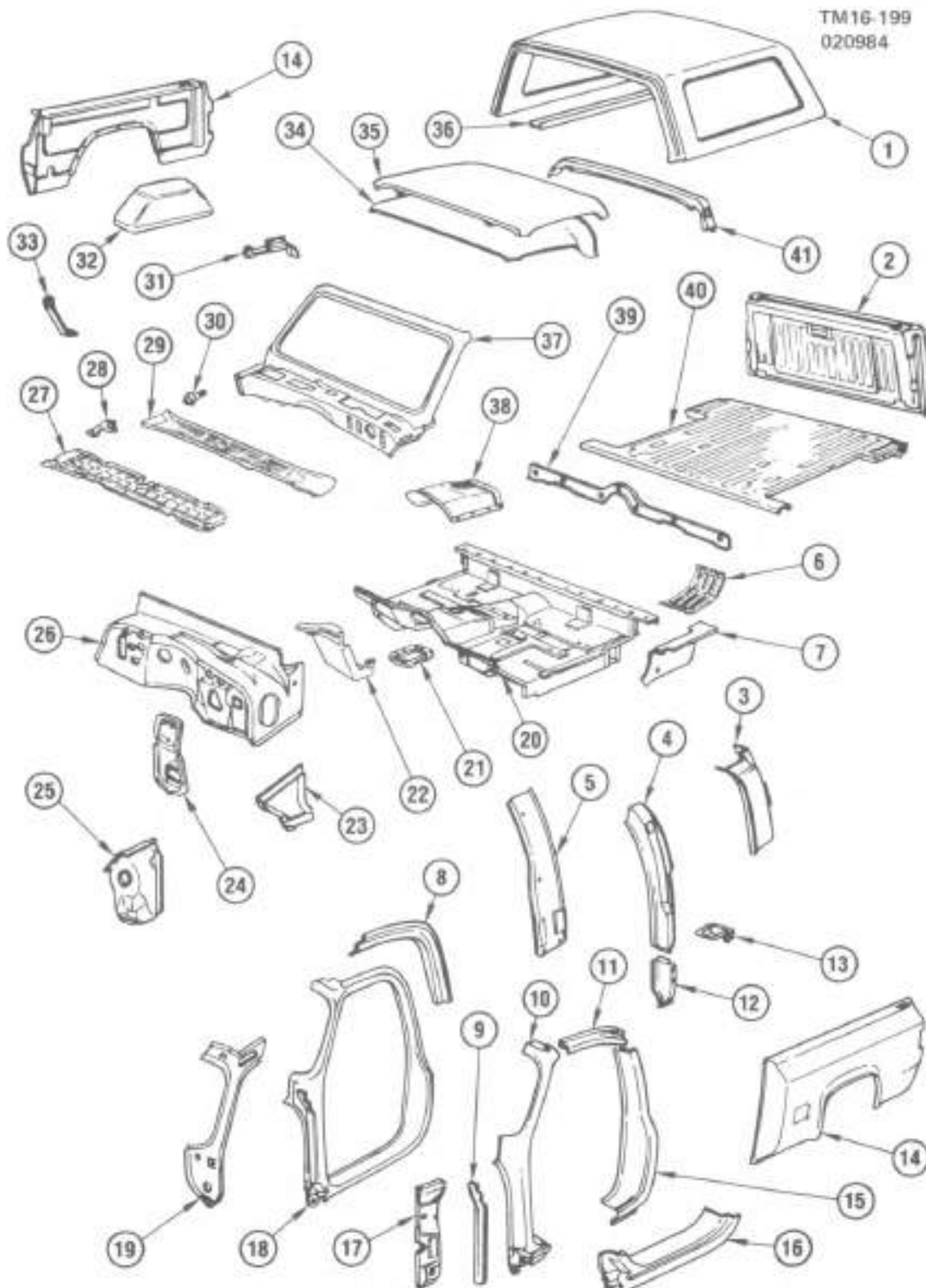
NOTE 1. Also see items 20, 21, 22 & 23

NOTE 2. Also serviced by assembly, item #7.

NOTES

BLANK-24

TM16-199
020984

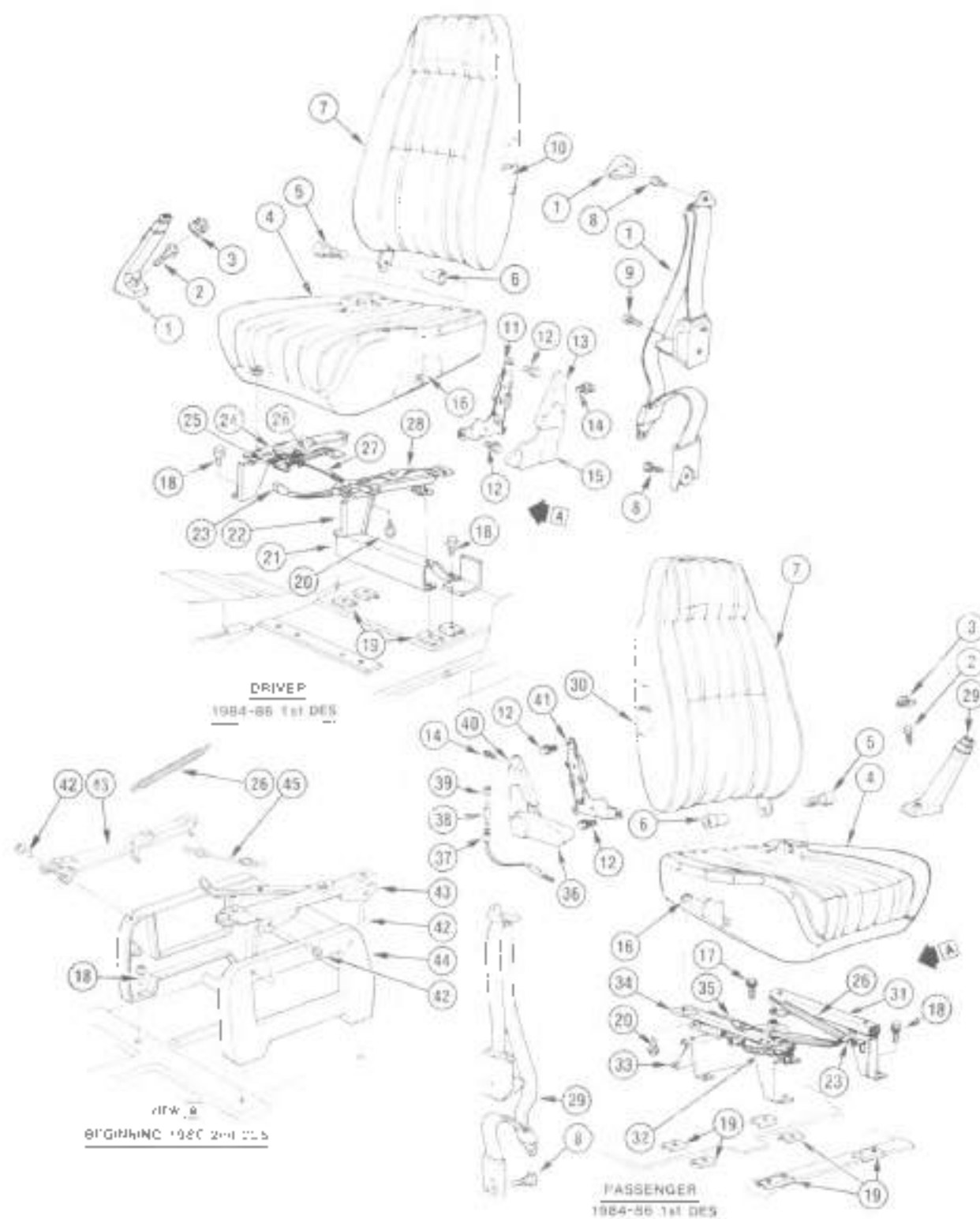


TM16-199.9

1984-87 'D1' SHEET METAL/BODY

1984-87 "D1" SHEET METAL/BODY

1.	16.585	TOP, Removable	15590416
2.	17.185	GATE, Eng	15522727
3.	18.670	EXTENSION, Body Si Dtr Pnl-LH	355617
	18.670	EXTENSION, Body Si Dtr Pnl-RH	355618
4.	18.620	REINFORCEMENT, Body Lk Pl-LH	466723
	18.520	REINFORCEMENT, Body Lk Pl-RH	466724
5.	18.520	PANEL, Body Lk Plr Tr-LH	466719
	18.520	PANEL, Body Lk Plr Tr-RH	466720
6.	3.602	SHIELD, Muff Heat Reflector	471089
7.	18.545	EXTENSION, Fir & Toe Pnl Rr-LH	466743
	18.545	EXTENSION, Fir & Toe Pnl Rr-RH	466744
8.	18.642	MOLDING, Fr Drip-LH	355879
	18.642	MOLDING, Fr Drip-RH	355880
9.	18.507	EXTENSION, Dr Dpg Frm	8262042
10.	18.507	PILLAR, Dr Frm Hge-LH	347111
	18.507	PILLAR, Dr Frm Hge-RH	347112
11.	18.150	FRAME, Dr Upr-LH	347113
	18.150	FRAME, Dr Upr-RH	347114
12.	18.507	EXTENSION, Dr Lk Plr Reint-LH	466751
	18.507	EXTENSION, Dr Lk Plr Reint-RH	466752
13.	18.600	FILLER, Dr Dpg Frm-LH	473873
	18.600	FILLER, Dr Dpg Frm-RH	473874
14.	17.505	SIDE ASM, Body-LH	14026208
	17.505	SIDE ASM, Body-RH	14073962
15.	18.507	PILLAR, Dr Frm Lk-LH	347115
	18.507	PILLAR, Dr Frm Lk-RH	347116
16.	16.603	PANEL, Dr Frm Rkr-LH	14085607
	16.603	PANEL, Dr Frm Rkr-RH	14085608
17.	16.507	REINFORCEMENT, Dr Dpg Frm Hge-LH	377785
	16.507	REINFORCEMENT, Dr Dpg Frm Hge-RH	377786
18.	16.150	FRAME, Dr Dpg-LH (Incls #9,17)	14039173
	16.150	FRAME, Dr Dpg-RH (Incls #9,17)	14039174
19.	16.585	PANEL, Dr Dpg Frm Tr-LH	15522711
	16.585	PANEL, Dr Dpg Frm Tr-RH	14022648
20.	16.545	PANEL, Fir & Toe (Incls #21,38)	14070533
21.	16.545	REINFORCEMENT, Fir Pnl Transfer Case Dpg	14070536
22.	16.600	SHIELD, Fir & Toe Pnl Hc	14043813
23.	16.551	PANEL, Cowl S, Inn-LH	14027477
	16.551	PANEL, Cowl S, Inn-RH	14027478
24.	16.550	REINFORCEMENT, Dash Pnl	15593577
25.	16.551	PANEL, Plnm Si LH	14027481
	16.551	PANEL, Plnm Si RH	14027482
26.	16.550	PANEL, Dash & Cowl	15593559
27.	16.125	SCREEN, W/S Frm & Plnm Pnl Air Int (1984)	14022773
	16.125	SCREEN, W/S Frm & Plnm Pnl Air Int (1985-87)	15598709
28.	16.125	RETAINER, Air Int Screen	14027555
29.	16.125	PANEL, Air Int Grd	15598708
30.	16.125	RETAINER, Cowl to Vent (used at 3 inner locations)	15598769
	16.125	RETAINER, Cowl to Vent (used at 2 outer locations)	15598770
31.	17.505	SHIELD, Body Si Pnl-LH	467911
	17.505	SHIELD, Body Si Pnl-RH	467912
32.	17.505	PANEL, W/H-LH	14027451
	17.505	PANEL, W/H-RH	14027454
33.	17.505	BRACE, Si Dtr Pnl	330438
34.	16.595	PANEL, Rf Int	355671
35.	16.585	PANEL, Rf Out	355616
36.	N.S.	MOLDING (not used on Military)	
37.	16.550	PANEL, W/S Frm & Plnm	15598706
38.	N.S.	COVER, Trans Fir Pnl (Part of #20)	
39.	16.600	PLATE, Fir Pnl Tr	474022
40.	17.400	PLATFORM	14026385
41.	16.585	REINFORCEMENT, Rf Pnl	358543

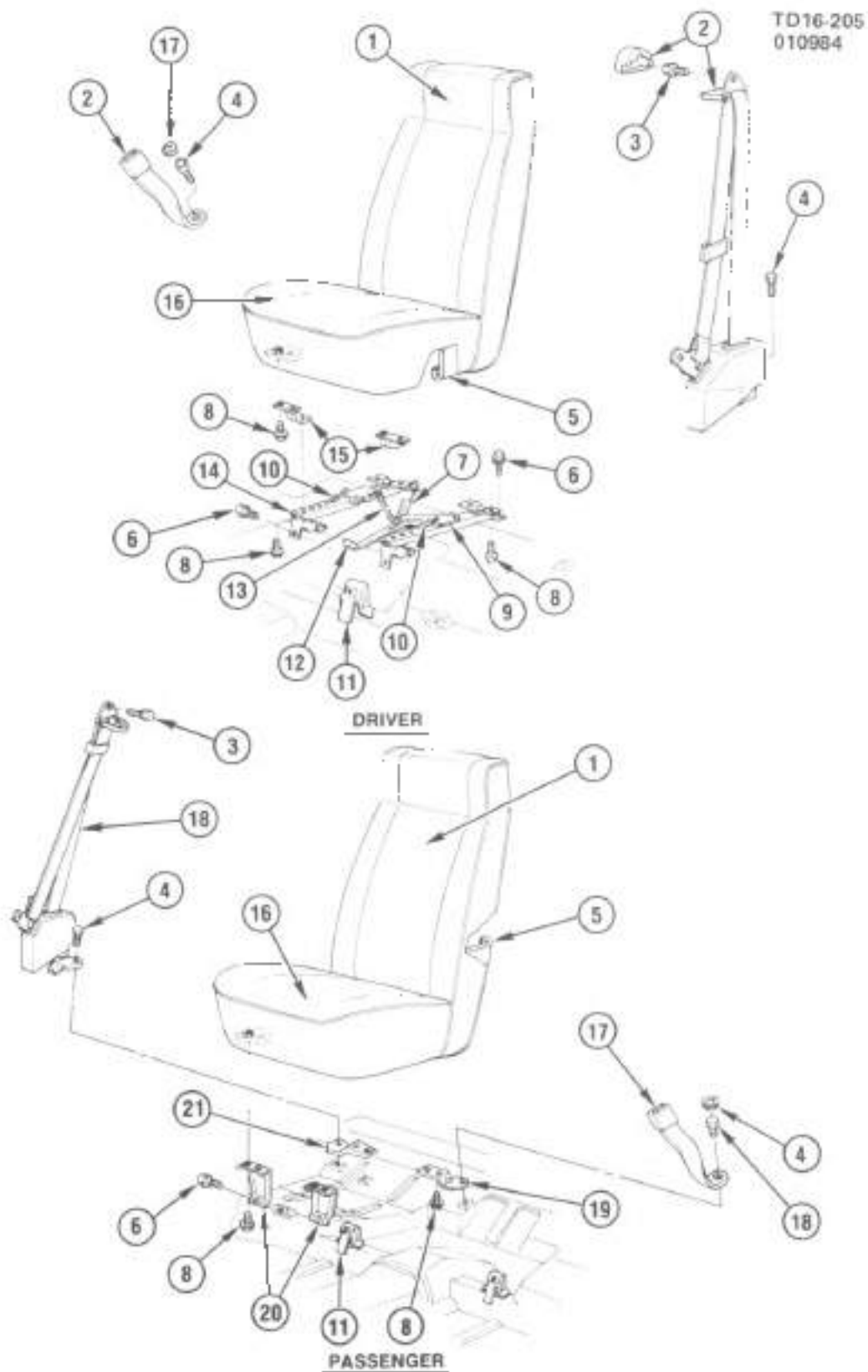


TD18-204

1984-87 "D1" SEATS/BUCKET

1984-87 'D1' SEATS/BUCKET

1.	16 714	BELT, Driver St	15591247
2.	16 714	BOLT, Frr Seat Belt	471083
3.	16 714	PLUG, Sr Belt Bolt Acc Hole (14 875)	1731158
4.	16 717	TRIM, St Cush	14075818
5.	16 720	BOLT, St Hk Lk Pivot	14056723
6.	16 720	BUSHING, St Bk Lk Pivot (11 375)	14059238
7.	16 724	TRIM, St Bk Cush	14075817
8.	16 714	BOLT, Frr Seat Belt (14 875)	342221
9.	16 714	BOLT, Frr St Belt	3954730
10.	16 720	FRAME, W/Pad, Driver St Bk Cush	14071556
11.	16 720	LOCK, Driver St Bk	20238207
12.	16 724	SCREW, St Bk Lk (M8-1.25 x 50.5) (11 377)	20025848
13.	16 720	COVER, Driver St Bk Lk Lwr (11 377) (Paint as reqd)	20293843
14.	8 977	SCREW, Upr Hd C/R W/Sty 1 Wd (M4 2-1.41 x 20)	
15.	16 720	COVER, Driver St Bk Lk Lwr (Paint as reqd)	20289493
16.	16 716	FRAME, W/Pad, Sr Cush	14071461
17.	16 715	SCREW, Driver & Pass St	334195
18.	8 977	SCREW, Hex Hd Tap (3/8"-16 x 1 1/8")	
19.	16 674	PLATE, Driver & Pass St (1984-1st Des 1988)	487983
20.	16 716	SCREW, Frr St Adj, Hex Flg Hd (M8-1.25 x 20) (14 875) (1984-1st Des 1988)	20008759
21.	16 682	BRACKET, Driver St Adj (1984 1st Des 1986)	14075821
22.	16 682	ADJUSTER, Driver St Otr (Incl #23,28) (1984 1st Des 86)	14075824
23.	16 682	KNOB, Adj Lvr (11 588) (1984 1st Des 1986)	9834636
24.	16 682	ADJUSTER, Driver St Inr (Incl #25) (1984 1st Des 1986)	14075823
25.	16 682	SPRING, Driver St Inr Adj Lk Lvr Return (11 581) (1984 1st Des 1986)	9711038
26.	16 682	SPRING, St Adj Return (11 581) (1984 1st Des 1986)	20056525
27.	16 682	WIRE, St Adj Lk (11 589) (1984 1st Des 1986)	20243999
28.	16 682	SPRING, Otr St Adj Lk Lvr Return (11 581)	20351007
29.	16 714	BELT, Pass St	15591248
30.	16 720	FRAME, W/Pad, Pass St Bk Cush	14071556
31.	16 682	ADJUSTER, Pass St Inr (1984-1st Des 1986)	15599976
32.	16 682	SPRING, Easy Entry Cable Return (11 581) (1984-1st Des 1986)	9645073
33.	16 682	BRACKET, Pass St Adj (1984-1st Des 1986)	14075822
34.	16 682	ADJUSTER, Pass St Otr Easy Entry (Incls #23, 37, 38) (1984-1st Des 1986)	15599975
35.	16 682	SPRING, Adj Lvr Return (11 581) (1984)	9826897
	16 682	SPRING, Adj Lvr Return (11 581) (1985-1st Des 1986)	20010783
36.	16 720	COVER, Pass St Bk Lk Lwr (Paint as reqd)	14087244
37.	16 682	CABLE, Pass St Adj (Inr Ret) (11 561)	20389919
38.	16 682	PLUNGER, Pass St Adj Otr Ret (11 561)	20389920
39.	16 682	BUSHING, Pass St Adj Otr Ret (11 561)	20573776
40.	16 720	COVER, Pass St Bk Lk Lwr (11 377) (Paint as reqd)	20398170
41.	16 720	LOCK, Pass St Bk	20410901
42.	8 900	BOLT, Hex (M8 x 1.25 x 20)	
43.	16 682	ADJUSTER, D/St Inr (86 2nd Des 87)	15594696
	16 682	ADJUSTER, D/St Otr (86 2nd Des 87)	15594697
	16 682	ADJUSTER, P/St Inr (86 2nd Des 87)	15591069
	16 682	ADJUSTER, P/St Otr (86 2nd Des 87)	15591068
44.	16 686	RISE, D/St (86 2nd Des 87)	15594688
	16 686	RISE, P/St (86 2nd Des 87)	15591066
45.	16 682	WIRE, D/St Adj Lx (86 2nd Des 87)	15594696



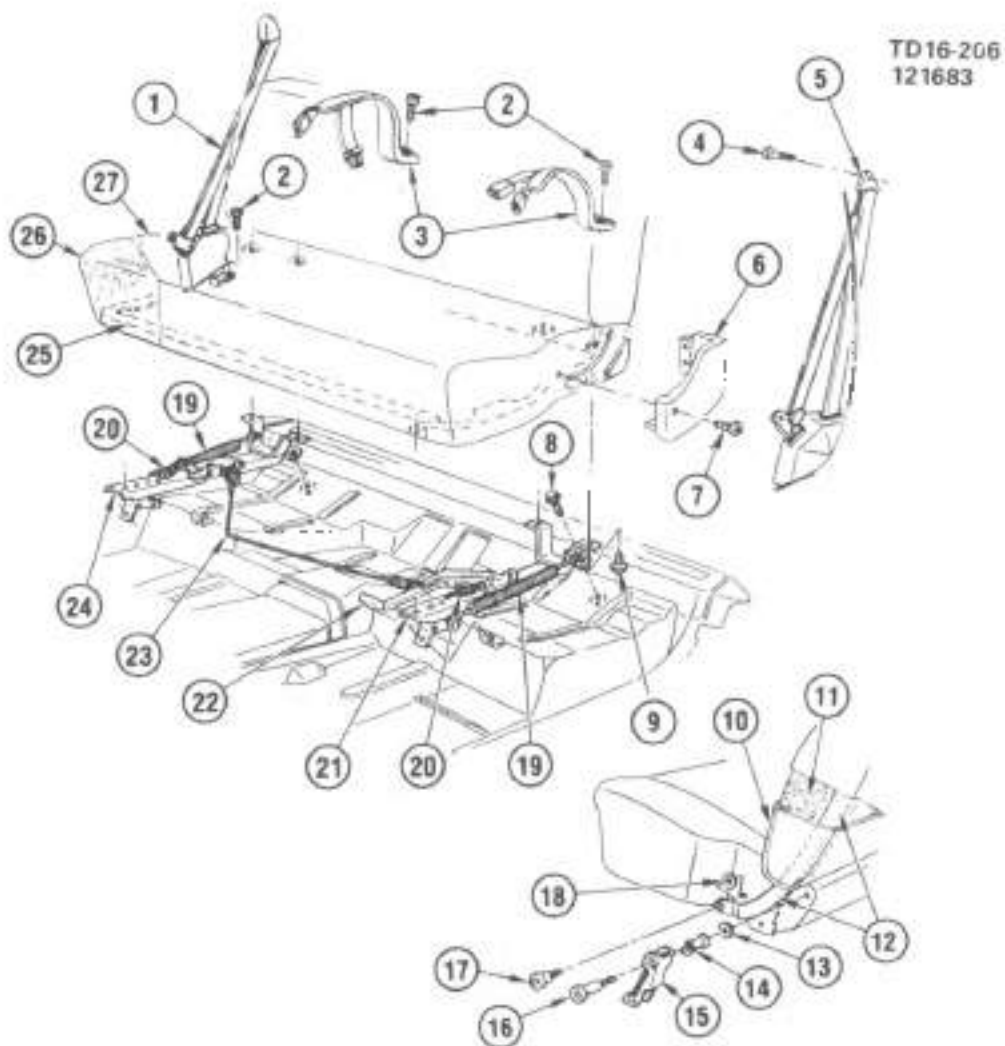
TD16-205

1984-87 'D3' SEATS/BUCKET

TD16-205

1984-87 "D3" SEATS/BUCKET

1.	16.724	TRIM, Dr & Pass St Bk	14075373
2.	16.714	BELT, D/Seat	14075379
3.	16.714	BOLT, Frt Seat Belt (14-875)	342221
4.	16.714	BOLT, Frt Seat Belt	471083
5.	16.679	FRAME, W/Spring & Pad, St Bk & Cush	14067457
6.	8.977	SCREW, Hex Hd Tap (3/8" 18 x 1 1/4)	
7.	16.682	SPRING, Seat Adj Return (11.591)	9728051
8.	8.900	BOLT, Hex Lg Fl Wa (5/16" 18 x 7.61)	
9.	16.682	ADJUSTER, D/Seat Otr (Incls #10,12)	14023889
10.	16.682	SPRING, St Adj Lk	329457
11.	16.682	BRACKET, Dr & Pass Seat	14025877
12.	16.682	KNOB, St Adj Lk Lvr	485538
13.	16.682	WIRE, St Adj Lk	14025879
14.	16.682	ADJUSTER, D/Seat Inr (Incls #10)	14023890
15.	16.686	BRACKET, D/Seat Adj-LH	14025673
	16.686	BRACKET, D/Seat Adj-RH	14025674
16.	16.717	TRIM, Dr & Pass St Cush	14075372
17.	16.714	PLUG, Seat Belt Bolt Acc Hole	1731168
18.	16.714	BELT, P/Seat	14075380
19.	16.674	SUPPORT, P/Seat Frame Rr Inr	14027347
20.	16.674	SUPPORT, P/Seat Frame Fr-LH	14027345
	16.674	SUPPORT, P/Seat Frame Fr-RH	14027346
21.	16.674	SUPPORT, P/Seat Frame Rr Dtr	14027348



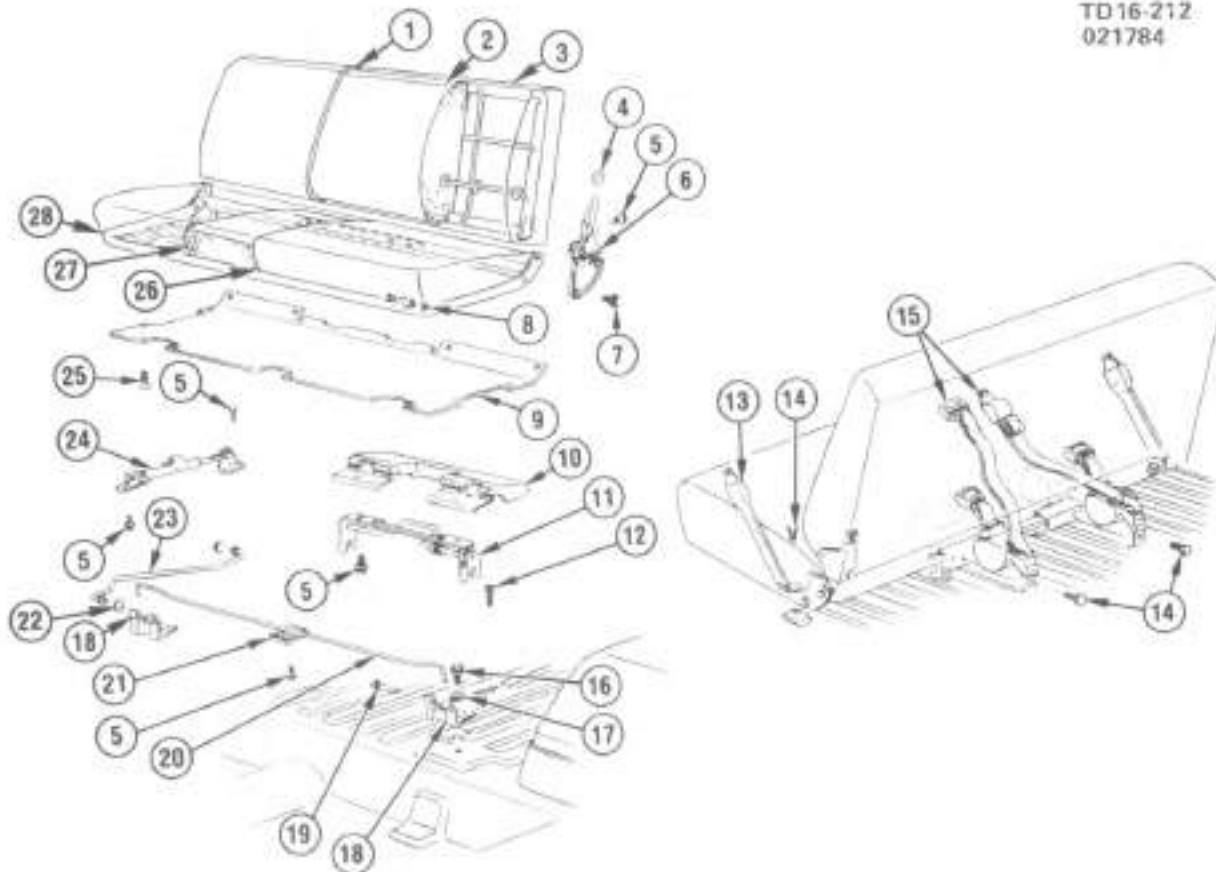
TO 16.208

1984-87 'D3' SEAT/BENCH

1984-87 "D3" SEAT/BENCH

1.	16.714	BELT, F/Seat-RH	14079058
2.	16.714	BOLT, Fri Seat Beltr	471083
3.	16.714	BELT, F/Seat-Ctr	14079056
4.	16.714	BOLT, Fri Seat Belt (14 875)	342221
5.	16.714	BELT, F/Seat-LH	14079057
6.	16.724	COVER, St Bk Tr-LH (Paint as reqd)	14037058
	16.724	COVER, St Bk Tr-RH (Paint as reqd)	14037060
7.	16.724	SCREW, St Bk Tr Cvr	14022865
8.	8.977	SCREW, Hex Hd Tap (3/8"-16 x 1 1/4")	
9.	8.900	BOLT, Hex Lg Fl Wa (5/16"-18 x 7/8")	
10.	16.724	TRIM, St Bk Cush (1984 1st Des)(1)	14070453
	16.724	TRIM, St Bk Cush (1984 2nd Des thru 86)(1)	15594727
11.	16.720	PAD, St Bk Cush (1984 1st Des)(1)	14021208
	N.S.	PAD, St Bk Cush (1984 2nd Des thru 86)(Part of #12)(1)	
12.	16.720	FRAME, St Bk Cush (1984 1st Des)(1)	14021208
	16.720	FRAME, W/Pad, St Bk Cush (1984 2nd Des thru 86)(1)	15598767
13.	8.929	WASHER, Flat (3/8" ID 1" OD)	
14.	16.874	BUSHING, St Bk Frame Catch (2 reqd per side)	14086195
	16.674	GROMMET, St Bk Frame Catch (1 reqd per side)	14066196
15.	16.874	CATCH, St Bk LH	14021209
	16.674	CATCH, St Bk RH	14021210
16.	16.874	STRIKER, St Bk Frame	14021211
17.	16.686	BOLT, St Bk Cush Frame	14021213
18.	16.720	WASHER, St Bk Frame Hge Arm Pivot (7 529)	343978
19.	16.682	SPRING, St Adj Return (11 581)	9728051
20.	16.682	SPRING, St Adj Latch	329457
21.	16.682	ADJUSTER, St-LH (Incls #20 & 22)	14022777
22.	16.682	KNOB, St Adj Lvr	465536
23.	16.682	WIRE, St Adj Lk	14022786
24.	16.682	ADJUSTER, St-RH (Incls #20)	14022778
25.	16.716	SPRING, W/Frame, St Cush	14021204
26.	16.716	PAD, St Cush (1984 1st Des)(1)	14021207
	16.716	PAD, St Cush (1984 2nd Des thru 87)(1)	15598766
27.	16.717	TRIM, St Cush (1984 1st Des)(1)	14070448
	16.717	TRIM, St Cush (1984 2nd Des thru 87)(1)	15594722

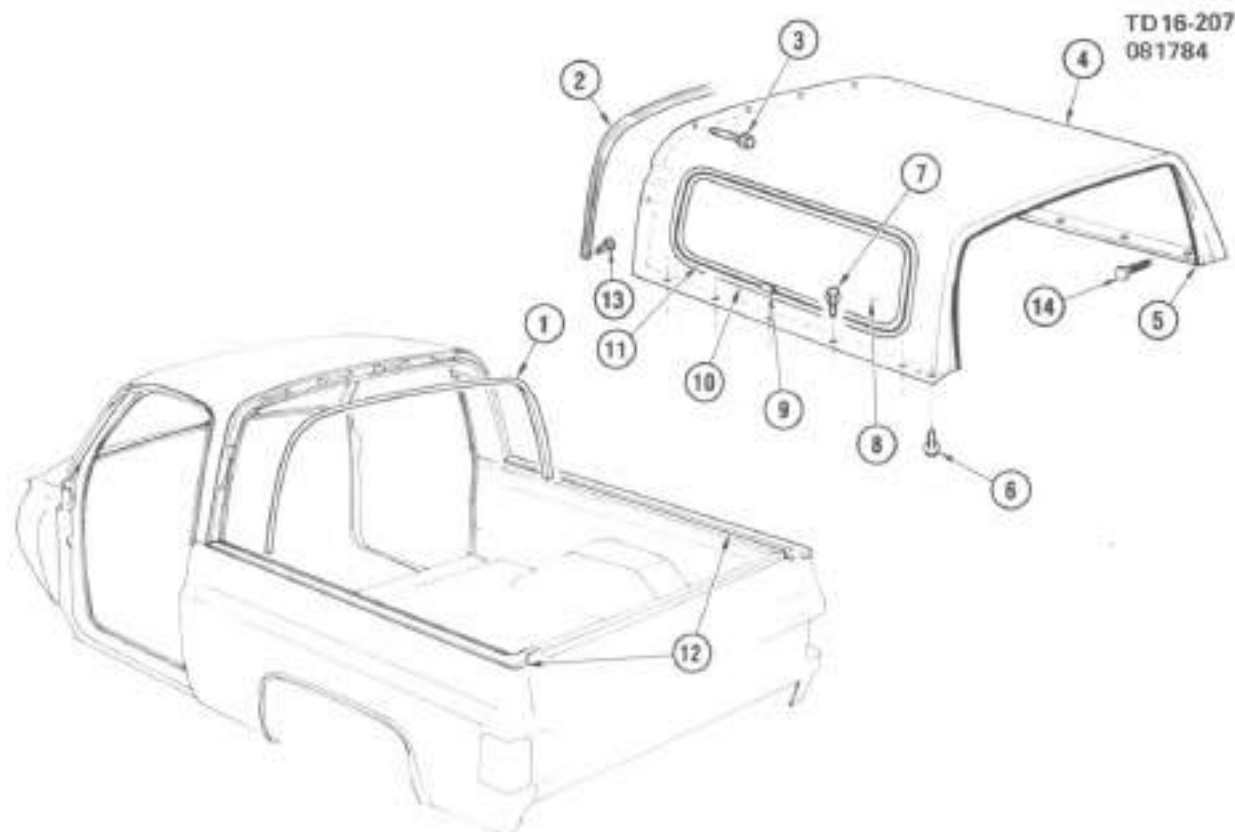
NOTE 1 2nd design has an RMC sticker on L/P Door. 1st design has no sticker



TD16-212

1984-87 "D1" SEAT/REAR FOLDING

1.	16.724	TRIM, St Bk Cush	14075816
2.	16.720	PAD, St Bk Cush	471021
3.	16.720	SPRING, W/Frame, St Bk Cush	14027798
4.	16.716	KNOB, Hge Lvr	473187
5.	8.900	BOLT, Hex Lg Fl Wa (5/16" x 19 x 7/8")	
6.	16.716	HINGE, St Bk-LH	14007475
7.	16.716	HINGE, St Bk-RH (Incis 4)	14007476
8.	16.155	SCREW, W/Wa, Cush Hge	14013724
9.	16.716	BUSHING, Frt Hge (17 208)	335624
10.	16.670	PANEL, Cush Tr	14074479
11.	16.662	COVER, Latch (Paint as reqd)	14014293
12.	16.674	LATCH, W/Gu d, Rr St	470984
13.	8.977	SCREW, Pan Hd Torx Tap (M4.2 1.41 x 13)	
14.	16.714	BELT, Rr St-LH	14075375
15.	16.714	BELT, Rr St-RH	14075376
16.	16.714	BOLT, Rr St Dalt	3954730
17.	16.714	BELT, Rr St Center	14075374
18.	8.900	BOLT, Hex (1/2"-13 x 1 3/4")	
19.	8.931	WASHER, Spr Lk (1/2")	
20.	16.716	HINGE, Frt	471018
21.	16.716	PIN, Frt Lwr Hge	470974
22.	16.715	ROD, Frt Hge Torq	471010
23.	16.715	CLAMP, Torq Rod	14027799
24.	16.674	RING, St Torq Rod	3798068
25.	16.674	ROD, Lat Cvr Actuating	473197
26.	17.510	STRUT, Rr St Stowage	471079
27.	16.716	SCREW, Cush Tr Pol (2 708)	14091216
28.	16.717	TRIM, St Cush	14075815
29.	16.716	PAD, St Cush	471020
30.	16.716	SPRING, W/Frame, Rr St Cush	14027797



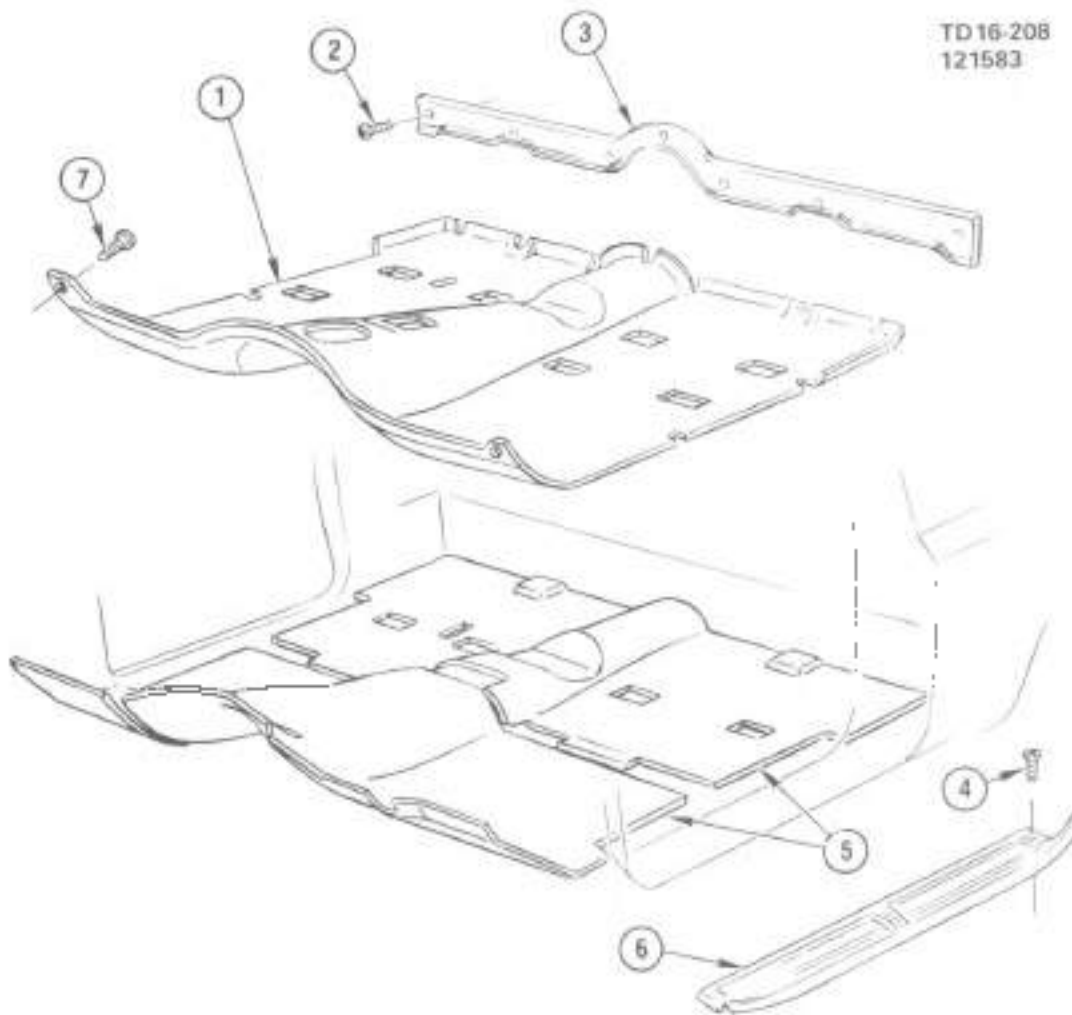
TD16-207
081784

TD16207

1984-87 "D1" TOP/REMOVABLE

1.	16 585	WEATHERSTRIP, Rem Top Frt In/lon Cabl	357480
2.	16 585	WEATHERSTRIP, Rem Rf Frt Clr/lon Top 4sm	15590455
3.	16 585	SCREW, W/Wa, Rem Top	358549
4.	16 585	TOP, Removable (Incls #2.5 12)	15590416
5.	17 190	WEATHERSTRIP, End Gate Wdo Glc	358593
6.	8 900	BOLT, Hex W/Con Wa (3/8"-16 x 1 3/8")	
7.	8 977	SCREW, Hex W/Ft Wa (M8-2 12 x 30)	
8.	16 460	GLASS, Body Si Wdo-LH	14078859
	16 460	GLASS, Body Si Wdo-RH	14078860
9.	16 460	CAP, Body Si Wdo Glc W/Stip Mldg (16 O4 I)	334150
10.	16 460	WEATHERSTRIP, Body Si Wdo Glc	475968
11.	16 460	MOLDING, Body S Wdo Glc W/Stria (16 O4 I)	468167
12.	16 585	WEATHERSTRIP, Rf Si Lwr-LH	358589
	16 585	WEATHERSTRIP, Rf Si Lwr-RH	358590
13.	N.S.	PIN, Rf Si Lwr W/St (Part of #12)	
14.	N.S.	PIN, End Gate Wdo Glc W/St (Part of #5)	

TD16-208
121583

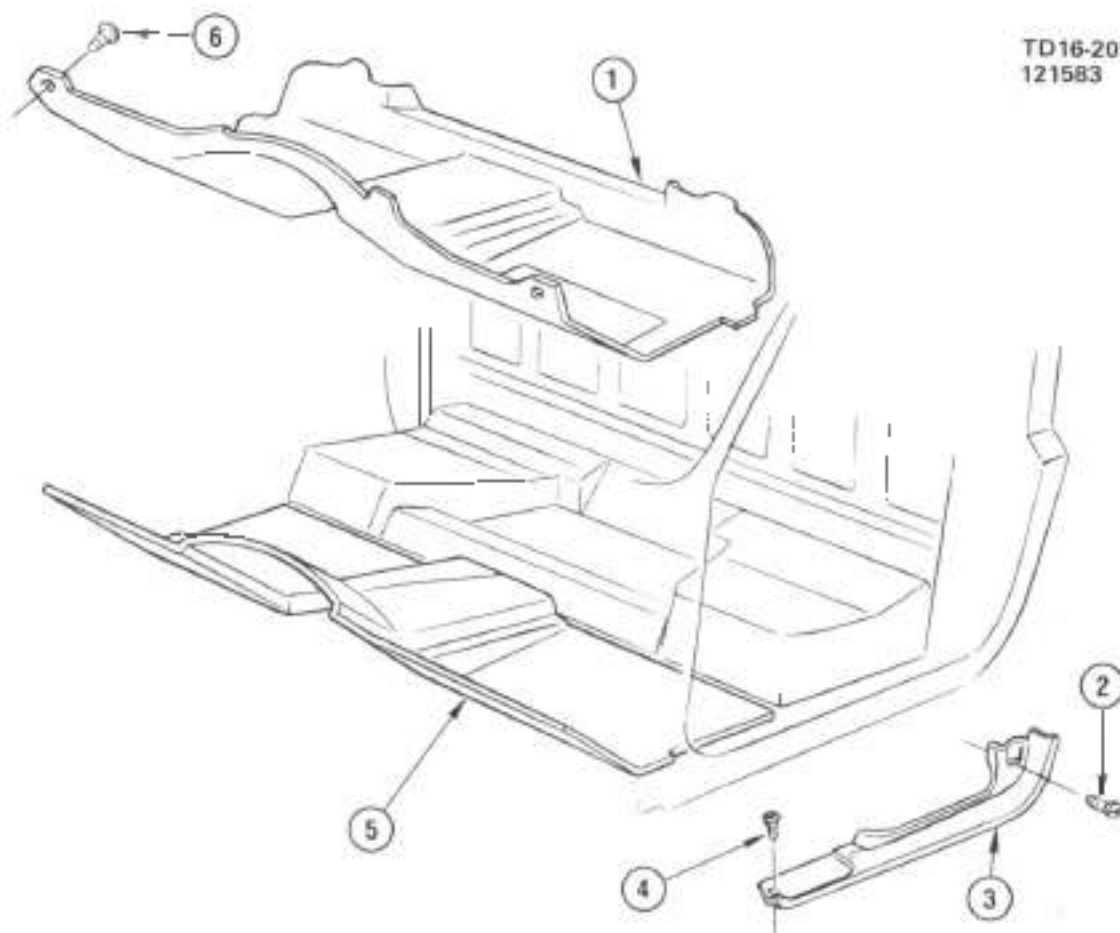


TD16-209

1984-87 "D1" FLOOR COVERING & SILL PLATES

1.	16.800	MAT, Fir & Toe Pnt	15591702
2.	8.977	SCREW, Ov Tr Hd C/R Tap (M4.1 x 1.41 x 40)	
3.	16.800	PLATE, Fir Pnt Tr	474022
4.	8.977	SCREW, Ov Hd C/R Torx (M4.2 x 1.41 x 20)	
5.	16.800	INSULATOR, Fir (12 980)(36" x 36" cut as reqd)	462233
6.	16.603	PLATE, F/D Sill-LH	467247
6.	16.603	PLATE, F/D Sill-RH	467248
7.	16.800	RETAINER, Fir Mat (12 804)	20030401

TD16-209
121583



TD16-209

1984-87 "D3" FLOOR COVERING & SILL PLATES

1.	15.800	MAT, Fir & Toe Plat	15594983
2.	8.977	SCREW, Lg Rd Wb Hd C/R (M4 2 x 1.41 x 13)	
3.	15.603	PLATE, F/D Sill-LH	15594895
	15.603	PLATE, F/D Sill-RH	15594896
4.	8.977	SCREW, Rd Wb Hd C/R Tap (M4 2 x 1.41 x 20)	
5.	15.800	INSULATOR, Fir (12.980)(35" x 36" cut as reqd)	482233
6.	15.800	RETAINER, Fir Mat	20030401

NOTES

BLANK-25

GROUP 17.000

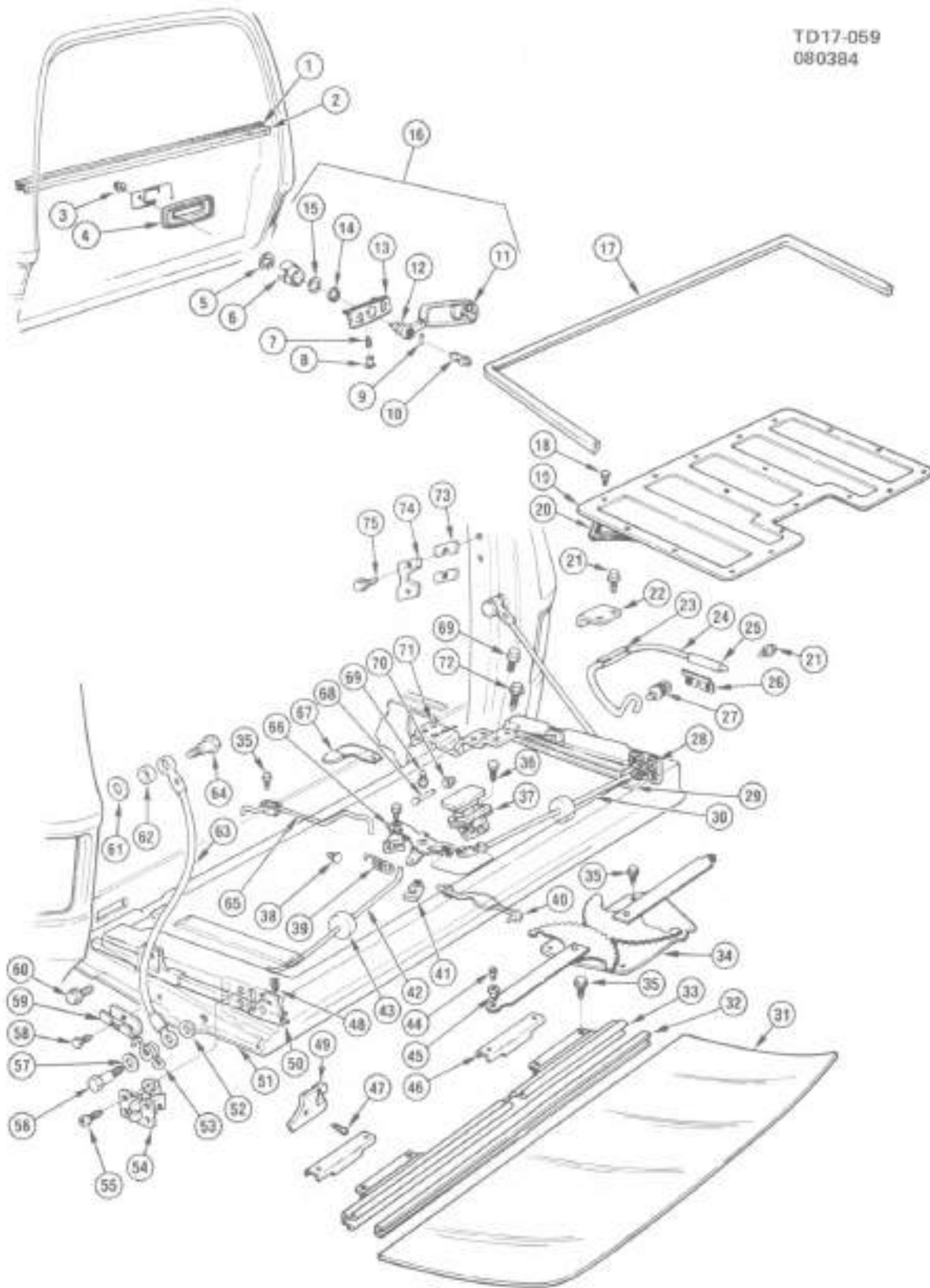
ILLUSTRATION INDEX

	TITLE	PAGE
1984-87	"D1" END GATE DETAILS	17-2
1984-87	"D3" END GATE DETAILS	17-4
1984-87	"D3" PICKUP BOX	17-5
1984-87	"D3" TROOP SEATS	17-6
1984-86	"D3" CARGO & COMMUNICATIONS SHELTER TIE DOWNS (1986 1ST DESIGN-VEHICLES WITHOUT TAILGATE)	17-7
1986-87	"D3" CARGO & COMMUNICATIONS SHELTER TIE DOWNS (2ND DESIGN-VEHICLES WITH TAILGATE)	17-8
1984-86	"D1,3" WEAPONS & CHEMICAL DETECTOR & DECONTAMINATION UNIT MOUNTINGS	17-9

NOTES

BLANK 28

TD17-059
080384

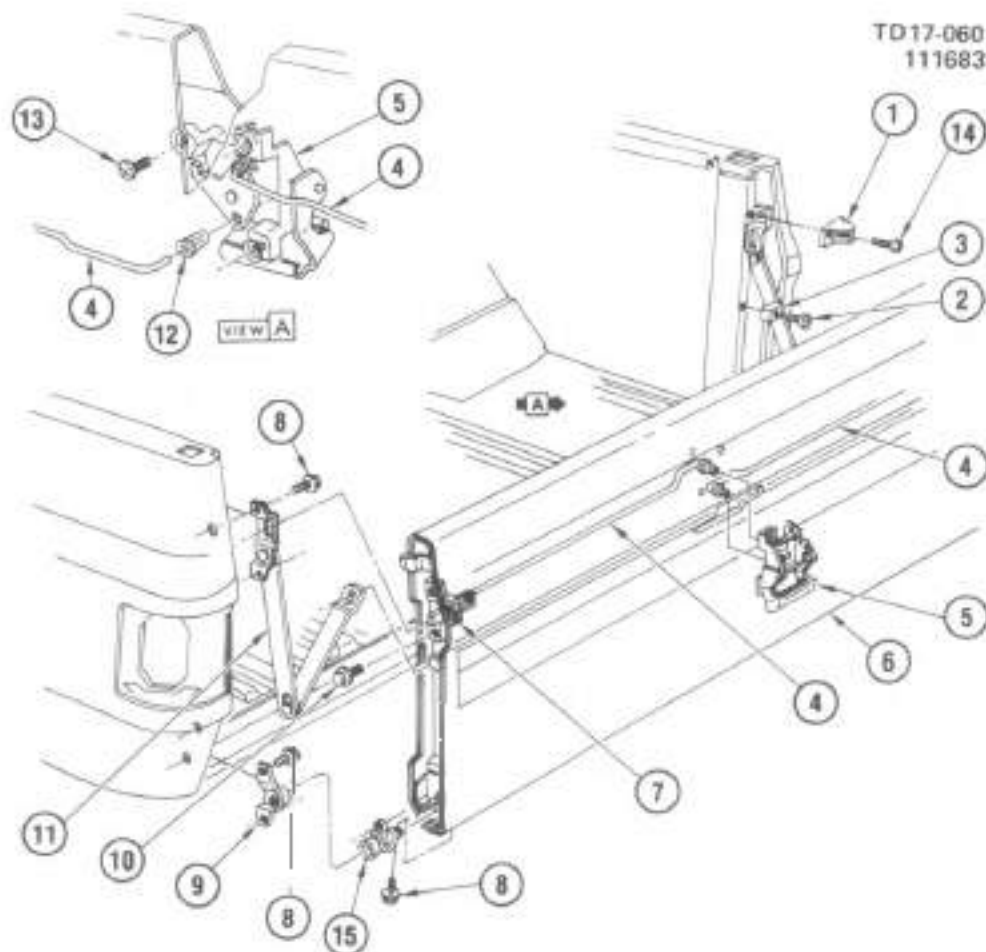


TD17-059

1984-87 "D1" END GATE DETAILS

1984-87 "D1" END GATE DETAILS

1.	17.190	SEAL, Wdo Gls Inr	327006	38.	17.190	BUMPER, Wdo Gls (12 212)	8785298
2.	17.190	SEAL, Wdo Gls Otr	327006	39.	17.198	SPRING, Lat Blockout	15593866
3.	8.916	NUT, Hex (1/4" 20)		40.	17.198	ROD, Ram Cont Hdl (12 242)	8742340
4.	17.204	BEZEL, Wdo Reg Hdl	327015	41.	17.198	CLIP, Lat Rod	15545178
5.	8.934	RING, Type TE Ret (1/4")		42.	17.198	ROD, Lat Ram Cont-LH	473917
6.	18.280	CLUTCH, Wdo Reg	8702916	43.	18.167	INSULATOR, Lat Rod	14007449
7.	18.280	SPRING, Clu Pawl (12.195)	4303911	44.	18.261	PIN, Wdo Reg Air (12 195)	4158246
8.	18.280	PAWL, Wdo Reg Clu	5713268	45.	18.261	ROLLER, Wdo Reg (12 195)	4158246
9.	17.204	PIN, Wdo Reg Hdl (12 195)	5717887	46.	18.261	CAM, Wdo Gls (10 792)	20171141
10.	17.204	LOCK, End Gate	15589678	47.	8.977	SCREW, Ov Hd C/R (#10-16 x 3/4")	
11.	N.S.	HANDLE, Wdo Reg (Part of #16)		48.	18.332	CLIP, Lat Ram Cont Rod-LH	3905674
12.	N.S.	DRIVER, Wdo Reg (Part of #16)		49.	17.202	CAP, Gls Guide Chan-LH	15522707
13.	N.S.	BODY, Reg Hdl (Part of #16)		50.	17.202	CAP, Gls Guide Chan-RH	15522708
14.	17.204	WASHER, Reg Drive (12.195)	5713274	51.	17.190	CHANNEL, Wdo Gls-LH	470949
15.	17.204	RETAINER, Wdo Reg Drive (12.195)	5713276	52.	17.190	CHANNEL, Wdo Gls-RH	8274836
16.	17.204	HANDLE (Incls #9, 11, 12, 13, 14, 15)	14022487	53.	17.185	GATE, End	15522727
17.	17.185	WEATHERSTRIP, End Gate	328934	54.	8.929	WASHER, Fl (15/32" ID 15/16" OD 1/16" Thk)	
18.	8.977	SCREW, Pan Hd C/R Tap (M4.2 x 1.41 x 13)		55.	17.202	SPRING, Supt LH	14021316
19.	17.185	COVER, Wdo Reg Acc Hole	8274890	56.	17.202	SPRING, Supt RH	14021316
20.	17.185	SEAL, Wdo Reg Acc Hole Cvr (LH & RH)	15593570	57.	17.198	LATCH, End Gate LH	473995
	17.185	SEAL, Wdo Reg Acc Hole Cvr (Center)	15593571	58.	8.908	SCREW, Serrated Fl Hd (1/4" 20 x 3/4")	
21.	8.977	SCREW, Hex W/Con Wa (1/4" 20 x 5/8")		59.	17.202	BOLT, Supt Lwr	14021317
22.	17.202	BRACKET, Torq Rod	6274854	60.	8.929	WASHER, Fl (15mm ID 24mm OD 1mm Thk)	
23.	17.202	SILENCER, Torq Rod-LH	334103	61.	8.977	SCREW, Pan Hd C/R Tap (M4.2 x 1.41 x 16)	
	17.202	SILENCER, Torq Rod-RH	334104	62.	17.208	GUIDE, Supt	334132
24.	17.202	ROD, Torq-LH	334101	63.	8.977	SCREW, Hex W/Con Spg Wa Tap (1/4" 20 x 5/8")	
	17.202	ROD, Torq-RH	334102	64.	8.929	WASHER, Fl (13mm ID 45mm OD 1.5mm Thk)	
25.	N.S.	SILENCER, Torq Rod		65.	17.202	SPACER, Supt	14021292
26.	17.202	BRACKET, Torq Rod	337899	66.	17.202	SUPPORT, End Gate	6274850
27.	17.202	STUD, Torq Rod Anc	473894	67.	17.202	BOLT, Supt Up	7740374
28.	17.198	LATCH, End Gate-RH	14039710	68.	17.198	ROD, Lat Blockout	391638
29.	17.198	CLIP, Lat Ram Cont Rod-RH	15545178	69.	17.198	CONTROL, Lat	14039712
30.	17.198	ROD, Lat Ram Cont-RH	14039716	70.	17.225	STOP, Lat Blockout Rod	395452
31.	17.190	GLASS, Gate	14078899	71.	17.208	PIN, Hinge Bush (10 466)	6271989
32.	18.190	FILLER, Chan (1/4" Thk 100' roll)	370390	72.	8.900	BOLT, Hex (3/8"-16 x 7/8")	
33.	17.190	SASH, Wdo Reg	340053		8.931	WASHER, Lk (3/8")	
34.	18.280	REGULATOR, End Gate Wdo (Incls #29, 30)	327011	73.	17.208	BUSHING, Hge pin	335524
35.	N.S.	SCREW, Hex (1/4" 20 x 1/2")		74.	17.208	HINGE, Gate (Incls #56 58)	337788
36.	17.198	SCREW, Lat Ram Cont Hdl (12 242)	8782501		8.900	BOLT, Hex Serr Flg (3/8"-10 x 1")	
37.	17.204	HANDLE, Lat Cont (12.242)	4495180	75.	17.198	SPACER, Lat Striker	6274849
	17.204	SEAL, Lat Cont Hdl	470993		17.198	STRIKER, End Gate-LH	6274847
					17.198	STRIKER, End Gate-RH	6274848
					8.900	BOLT, Hex (5/16"-18 x 7/8")	
					8.931	WASHER, Lk (5/16")	

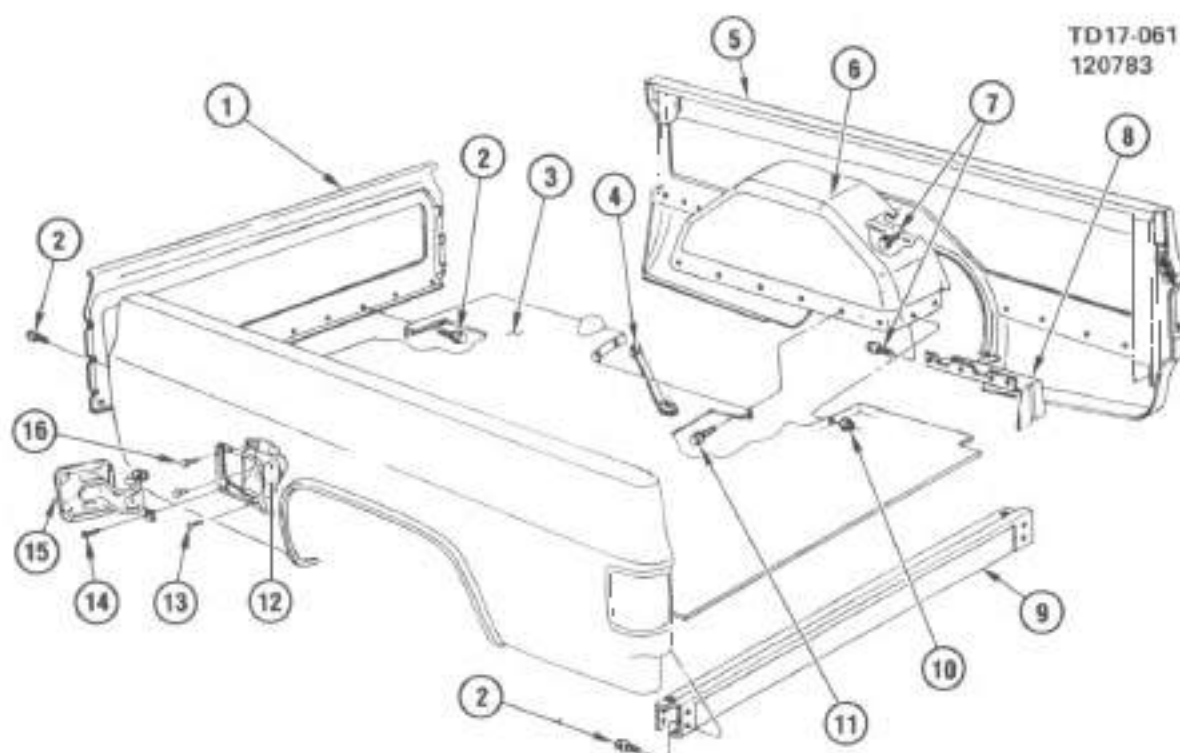


TD17-060

1984-87 "D3" END GATE DETAILS

1	17.202	BUMPER, End Gate	14032787
2	8.977	SCREW, Pan Hd Cr Rec Tap (#10-16 x 1/2")	
3	17.226	BUMPER, Link (9.786)	6262029
4	17.198	ROD, Latch Operating (2 Recd)	14021389
5	17.204	HANDLE, Latch Operating	14021278
6	17.185	GATE, End	15598964
7	17.198	LATCH, End Gate	15594643
8	17.208	BOLT, Plate, Trunnion & Bushing attaching (3.015)	15598768
9	17.208	TRUNNION, End Gate	14021385
10	8.900	SCREW, W/Con Wa (5/16"-18 x 7/8")	
11	17.225	PLATE, W/Link & Striker	458025
12	17.198	CLIP, T/Gate Latch Oper Rod	3889864
13	8.913	SCREW, Pan Hd Cr Rec W/Con Spr Wa (5/16"-18 x 3/4")	
14	8.913	SCREW, Pan Hd Torx (1/4"-20 x 5/8")	
15	17.208	HINGE, End Gate	15598976

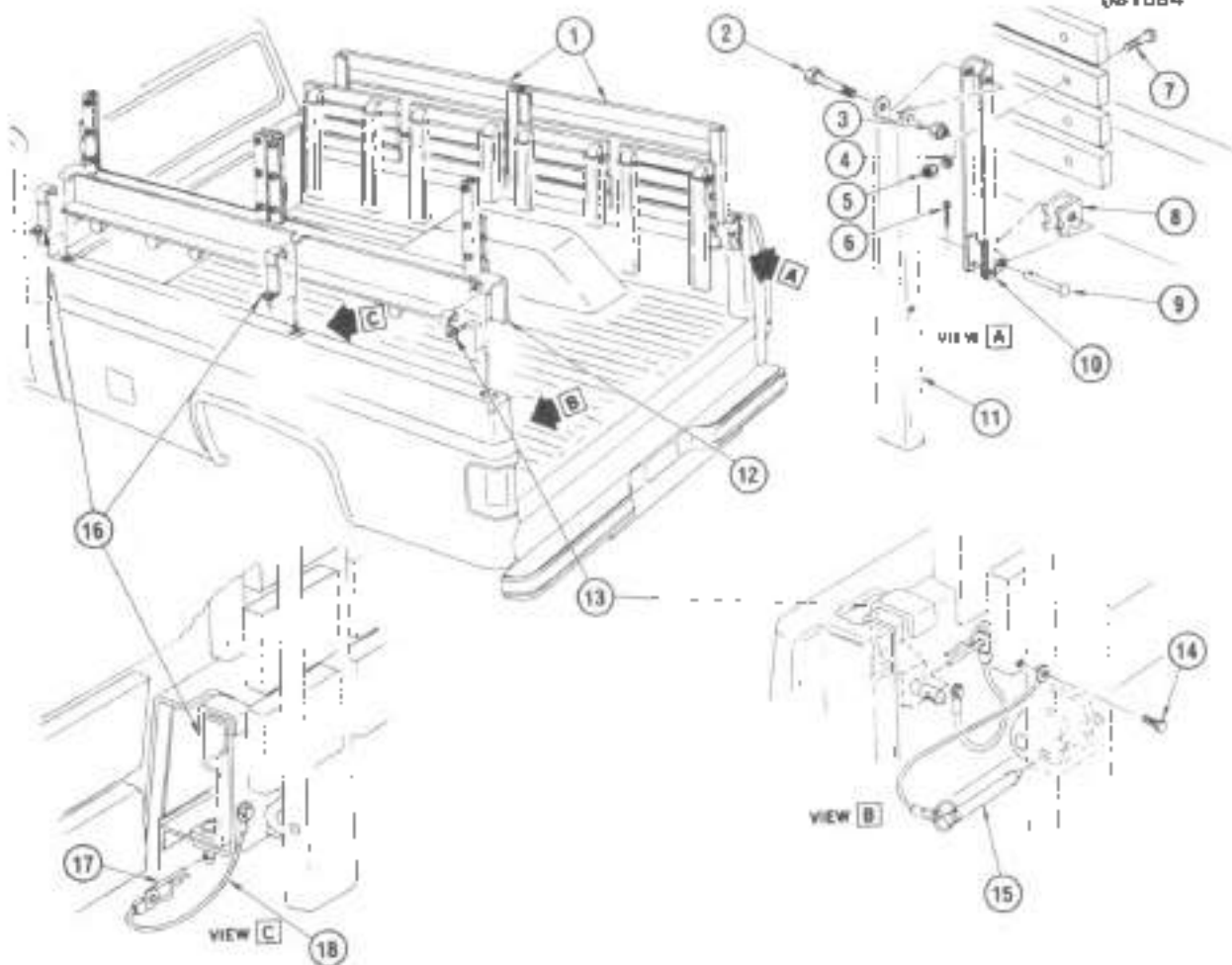
TD17-061
120783



TD17-061

1984-87 "D3" PICKUP BOX

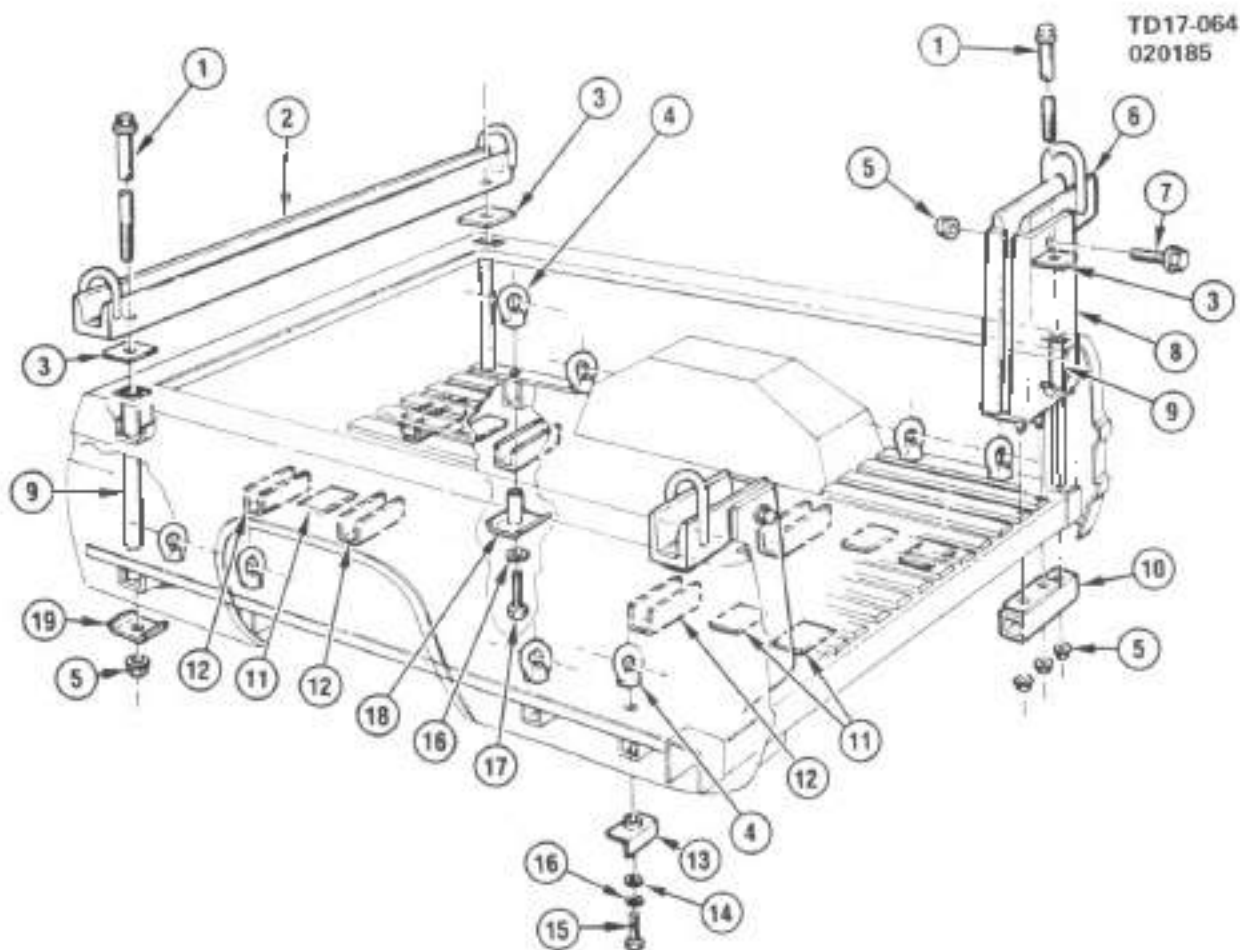
1	17.455	PANEL, Frt End	14049881
2	8.900	BOLT, Hex W/Con Wa (5/16"-19 x 7/8")	
3	17.400	PLATFORM, Complete (Incls #8)	15598994
4	17.505	BRACE, Si Dcr Pnl	330438
5	17.505	PANEL, Si-LH	15597621
	17.505	PANEL, Si-RH	15597630
6	17.505	PANEL, Whl House	14027451
7	8.900	BOLT, Hex W/Con Wa (5/16"-19 x 7/8") (8 090)	
8	17.505	SHIELD, Si Pnl-LH	467913
	17.505	SHIELD, Si Pnl-RH	467914
9	17.405	SILL, Fr Cross	3999840
10	8.915	NUT, Hex (5/16"-18)	
	8.932	WASHER, Ear Tooth Lk (M8 3)	
11	8.900	BOLT, Hex (5/16"-18 x 5/8")	
	8.931	WASHER, Spr Lk (5/16")	
12	3.003	HOUSING, Fuel Tank Filler Pipe	14083363
13	16.570	BUMPER, F/Tnk Fldr (3.705)	14010707
14	8.913	SCREW, Pan Hd Torx (1/4"-20 x 5/8")	
15	16.570	DOOR, Fuel Tank Filler (Incls Spring)	14052025
	16.570	SPRING, Fuel Tank Filler Door Hnga (12.945)	4813235
16	8.900	BOLT, Hex (1/4"-20 x 1/2")	



TD17-066

1984-87 "D3" TROOP SEATS

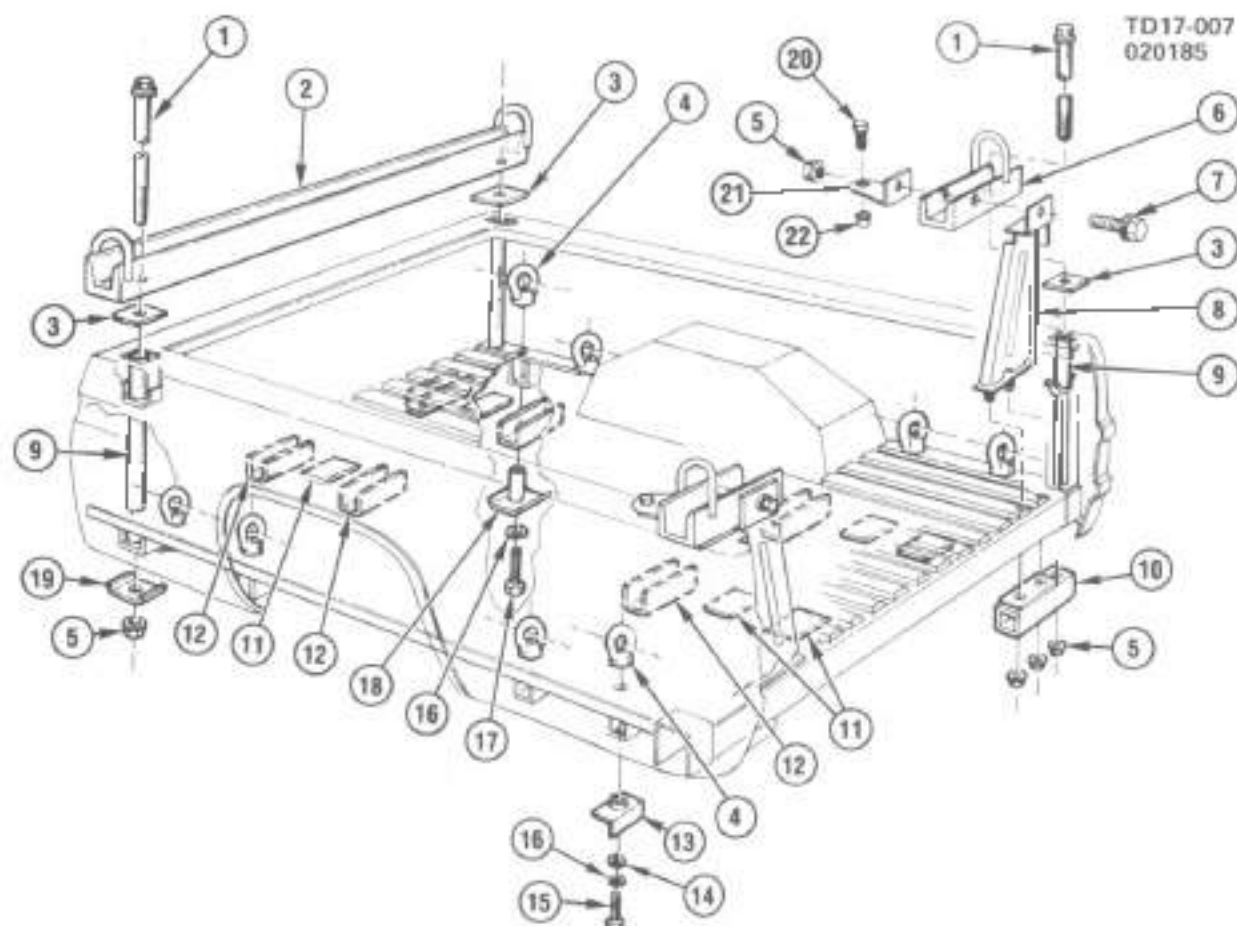
1.	N.S.	SLAT, Seat Back & Bottom	
2.	8.900	BOLT, Hex (3/8" 16 x 2 1/2")	
3.	8.917	NUT, Prev Torq-Tension Hex Lk (3/8"-16)	
4.	8.932	WASHER, Ext Lk (M6 ID 15 OD 1 52 Thk)	
5.	8.915	NUT, Hex (5/16"-18)	
6.	8.938	PIN, Cotter (3/32")	
7.	8.903	BOLT, Round Hd Sq Nk Carriage (5/8"-16 x 1 1/2")	
8.	N.S.	HINGE, Seat Frame (Part of #12)	
9.	N.S.	PIN, Clevis Seat Hinge (Army #7370134)	
10.	17.800	FRAME, Troop Seat Bottom	14072319
11.	17.800	LEG, Seat (16" Long)	14072322
	17.800	LEG, Seat (23 3/4" Long)	14072323
12.	17.800	SUPPORT, Seat-LH (Incls #8)	14075811
	17.800	SUPPORT, Seat-RH (Incls #8)	14075812
13.	17.800	CLAMP, Seat Supt (4 1/4" Long)	14072324
14.	6.977	SCREW, Hex Wa Hd Tap (M4 2 x 1 41 x 13)(1984)	
	6.977	SCREW, Hex Wa Hd Tap (M4 2 x 1 41 x 13)(1985-87)	
15.	17.800	PIN, Detent & Lanyard Asm	16599296
16.	17.800	CLAMP, Seat Supt (6 5/8" Long)	14072325
17.	N.S.	CLIP, Seat Supt Cla (Army fr W W #16)	
18.	17.800	LANYARD, Supt Cla	14072314



TD17-064

1984-85 "D3" CARGO & COMMUNICATIONS SHELTER TIE DOWNS (1985 1ST DESIGN-VEHICLES WITHOUT TAILGATE)

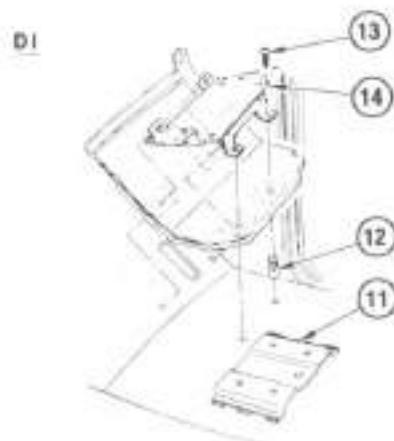
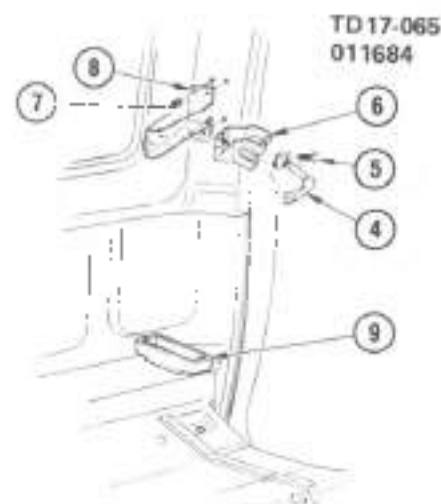
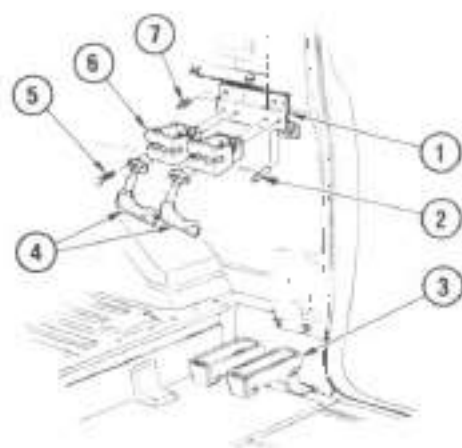
1.	17.090	BOLT, Shltr Tie Down Brkt Supt	15698829
2.	17.090	BRACKET, Shltr Tie Down Frn	14072462
3.	17.090	PAD, Shltr Tie Down	14072460
4.	17.090	NUT, Cargo Tie Down Eye	14072307
5.	9.917	NUT, Hex Flg (1/2"-20)	
6.	17.800	BRACKET, Shltr Tie Down Rr	15699930
7.	17.800	BOLT, Shltr Tie Down Rr Brkt	14072458
8.	17.090	SUPPORT, Comm Shltr Tie Down Brkt	14072457
9.	17.800	SPACER, Shltr Tie Down (Cut to length for rear loc)	14072454
10.	17.405	REINFORCEMENT, Rr Sill	14072455
11.	17.405	SPACER, Cr Sill	14076854
12.	17.800	REINFORCEMENT, Cr Sill	14076887
13.	17.090	REINFORCEMENT, Cargo Tie Down Eye Nut	14072305
14.	8.929	WASHER, F. (M14 ID 36 OD 3.5 Thk)	
15.	8.900	BOLT, Hex (1/2"-13 x 1 3/4")	
16.	8.931	WASHER, Hvy Spr Lk (1/2")	
17.	8.900	BOLT, Hex (1/2"-13 x 4 1/2")	
18.	17.090	REINFORCEMENT, Cargo Tie Down Eye Nut	14072306
19.	17.405	REINFORCEMENT, Cr Sill Frt	14072459



TD17-007

1985-87 "D3" CARGO & COMMUNICATIONS SHELTER TIE DOWNS (2ND DESIGN - VEHICLES WITH TAILGATE)

1.	17.090	BOLT, Shltr Tie Down Brkt Supt	15599929
2.	17.090	BRACKET, Shltr Tie Down Frt	14072452
3.	17.090	PAD, Shltr Tie Down	14072450
4.	17.090	NUT, Cargo Tie Down Eye	14072307
5.	8.917	NUT, Hex Flg (1/2"-20)	
6.	17.800	BRACKET, Shltr Tie Down Rr	15581705
7.	17.800	BOLT, Shltr Tie Down Rr Brkt	14072458
8.	17.090	SUPPORT, Comm Shltr Tie Down Brkt-LH	15581708
	17.090	SUPPORT, Comm Shltr Tie Down Brkt-RH	15581708
9.	17.800	SPACER, Shltr Tie Down (Cut to length for rear loc)	14072454
10.	17.405	REINFORCEMENT, Hr Sill	14072455
11.	17.405	SPACER, Cr Sill	14076894
12.	17.800	REINFORCEMENT, Cr Sill	14076887
13.	17.090	REINFORCEMENT, Cargo Tie Down Eye Nut	14072305
14.	8.929	WASHER, Fl (M14 ID 36 OD 3.5 Thk)	
15.	8.900	BOLT, Hex (1/2"-13 x 1 3/4")	
16.	8.931	WASHER, Hvy Spr Lk (1/2")	
17.	8.900	BOLT, Hex (1/2"-13 x 4 1/2")	
18.	17.090	REINFORCEMENT, Cargo Tie Down Eye Nut	14072305
19.	17.405	REINFORCEMENT, Cr Sill Frt	14072459
20.	8.900	BOLT, Hex (5/16-18 x 1, 300M)	
	3.403	WASHER, Fl (34x.85x.078)	2077977
21.	17.080	BRACE, Comm Shltr Tie Dn Brkt-LH	15591707
	17.080	BRACE, Comm Shltr Tie Dn Brkt-RH	15591710
22.	17.800	NUT, Comm Shltr Tie Dn Brace (9 847)	15599994



TD17-065

1984-86 "D1,3" WEAPONS & CHEMICAL DETECTOR & DECONTAMINATION UNIT MOUNTINGS

1.	17.800	BRACKET, Weapon M1	15599968
2.	N.S.	RIVET (3/16" x .430)	
3.	17.800	SUPPORT, Weapon	15599271
4.	17.800	LATCH, Weapon	14074438
5.	8.900	BOLT, Hex Flg Hd (1/4"-20 x 5/8")	
6.	17.800	BRACKET, Weapon M1	14074437
7.	N.S.	RIVET (3/16" x .305)	
8.	17.800	BRACKET, Weapon M1-LH	14074441
	17.800	BRACKET, Weapon M1-RH	14074442
9.	17.510	SUPPORT, Weapon	14074435
10.	17.800	BRACKET, Chem Decontamination Unit (D1)	15599961
11.	17.800	BRACKET, Chem Decontamination Unit (D3)	14074432
12.	17.800	NUT, Sealing (Spl Barrel Type)(1/4"-20)(12.815)	3903539
13.	8.977	SCREW, Truss Hd C/H (1/4"-20 x 7/8")	
14.	17.800	BRACKET, Chemical Agent Detector	14074439

NOTES

BLANK-27

NOTES

NOTES

NOTES

[illegible]

NOTES

NOTES

NOTES

NOTES